



2022-2023



IGNITION
PARTS

MANUFACTURERS

GASOLINE TOOLS

A		CASTELGARDEN	117	F	
AGCO	105	CASTOR	117	FARMER	145
AGRIA	105	CATERPILLAR	117	FERRIS	145
AGROS	106	CHAMPION	118	FICHTEL & SACHS	146
AGWAY	107	CHIEF	118	FLYMO	146
AL-KO	107	CHRYSLER POWER BEE	119	FMC	147
ALLEN	107	CIFARELLI	119	FOLUX	147
ALLIS-CHALMERS	108	CLARK	119	FORD	147
ALPINA	108	CLINTON	120	FORESTER	147
AMERICAN	109	COMET	120	FRIGIDAIRE HOME PROD.	147
AMERICAN COLEMAN	109	COMPANION	120	FRONTER-TML (Quadra)	148
AMERIND-MACKISSIC	109	CONTINENTAL	120	FUJI-ROBIN	148
ARCTIC-CAT	109	CONVERTIBLE	121	FULTON	151
ARIENS	109	COUNTRY CLIPPER	121	G	
AS-MOTOR	110	CRAMER	121	GAR-BRO	151
ASTRON	110	CROWN	122	GARDEN	151
ATCO	111	CUB CADET	122	GARDENPRIDE	151
ATIKA	111	CUSHMAN	124	GARDOL	152
AUTOMOTIVE	111	D		GEHL	152
B		DANARM	124	GENERAC	152
BAD-BOY MOWERS	111	DAVIS	124	GOLDEN STAR	153
BEAIRD-POULAN	111	DAYTON	125	GRAINGER	154
BEAR CAT	111	DERBI	125	GRASS HOPPER	154
BERNARD	111	DERBY	125	GRASS WAND	154
BERTOLINI	112	DISSTON	125	GRAVELY	154
BLACK & DECKER	113	DIXIE CHOPPER	125	GREAT DANE	154
BLITZ	113	DIXON	126	GREEN MACHINE	154
BLUEBIRD	113	DOLMAR	126	GREENS	155
BOBCAT	113	E		GUEDE	155
BOLENS	114	EATON	130	GUTBROD	155
BRIGGS & STRATTON	114	ECHO	130	H	
BRILL	114	EDKO	139	H.M.C.	156
BRUSHKING	115	EFCO	139	HAKO	157
BUNTON	115	EINHELL	143	HARLEY-DAVIDSON	157
BUSH HOG	115	ELWELL-PARKER	143	HARLO	157
C		ERICKSON	143	HARRY	157
CAMPBELL-HAUSFELD	115	ERING	143	HEFTY	158
CANADIANA	116	ETESIA	144	HERKULES	158
CANYCOM	116	EVERRIDE	144	HIRTH	161
CASAL	116	EXMARK	144	HITACHI	161
CASE IH	116			HOFFCO	162



HOMELITE	163	LINK	207	OPEM	229
HOMELITE-JACOBSEN	165	LITTLE WONDER	207	ORLINE	229
HONDA	165	LLOYD	208	OSBORNE	229
HOUGH	183	LOMBARD	208	OTTAWA	229
HUDSON	183	LOMELLINA	208	P	
HUSQVARNA	183	LONGIN	208	PARAMOUNT	230
HYDRAMAC	192	LULL	208	PARTNER	230
HYSTER	192	M		PAYLOADER	231
I		M.H.F. WORKBULL	208	PECO	232
IDEAL	193	MAKITA	209	PEERLESS	232
INDIAN	193	MARK MACHINE	211	PEKTRA	232
INTERNATIONAL	194	MARUYAMA	211	PETTIBONE MERCURY	232
INTERNATIONAL HARVESTER	195	MASSEY-FERGUSON	212	PHOENIX	232
ISEKI	195	MATELEST	213	PIONEER	232
ISHIKAWAJIMA-SHIBAURA	195	MEAD	213	PISTON POWERED PRODUCTS	233
J		MECCANICA BENASSI	213	PORTABLE WINCH	233
JAEGER	195	MELROE	213	PORTER CABLE	233
JIMSAVAGE	195	MERCURY (Ford/USA)	213	POULAN PRO	233
JOBU	195	MIDLAND	213	POWERMATE	235
JOHN DEERE	195	MIDWEST MOWERS	213	POWER KING	235
JONSERED	199	MILLERSTURDI-SAW	213	POWER PRINCE	235
JUNGHEINRICH	201	MITSUBISHI	213	POWER PRUNER	235
JYBU	201	MONDIAL	214	PRIME MOVER	235
K		MONO	214	PRO	235
KAАЗ	202	MOUNTFIELD	214	PUBERT	235
KATEX	202	MTD	214	Q	
KAWASAKI	202	MTDPRO	218	QUALCAST	236
KEM EQUIPMENT	204	MURRAY	218	R	
KINGFISHER	204	N		RAKET	236
KINGO'LAWN	204	NAC	219	RANGER	236
KIPOR	204	NAMCO	219	RANSOMES	236
KOMATSU	204	NAPCO	219	RAPID MOWER	236
KOMATSU - ZENOAH	204	NATIONAL	219	RED MAX	236
KREIS	204	NAUDER	219	REMINGTON	237
KUBOTA	204	NAUTAC	219	RIGID	237
L		NEW HOLLAND	219	ROCHER	237
LANCASTER	206	NIBBI	219	ROOT	238
LANDMASTER	206	NISSAN	220	ROPER	238
LANDONI	206	NOGMATIC	221	ROSS	238
LAWN-BOY	207	O		RYOBI	238
LAWNMASTER	207	OLEO-MAC	221	S	
LEHR	207	OLEO-MAC/NIBBI	227	SABO	238
LESCO	207	OLYMPIK	228	SHINDAIWA	238
LIFT DYNAMICS	207	ONAN	228	SILENTHOIST	238



SIMPLICITY	239
SKIL	240
SNAPPER	240
SOLO	241
SOLOSCREED	244
SPARTAN	244
SPEED LOADER	244
STAUB	244
STEINER	246
STIGA	247
STIHL	247
STIHL-STIGA	253
STRUNK	253
SUFFOLK	253
SUZUKI	253
SWISHER	254
T	
TANAKA	254
TAS	260
TAYLOR	260
TECHNOID	260
TECUMSEH	260
TERRILL	261
THEW-LORAIN	261
TIEL BURGER	261
TOHATSU	261
TOMOS	261
TONDU	261
TOPSO	261
TORO	262
TOURNO	264
TOWMOTOR	264
TOYOTA	264
TRACTOR-LOADER	264
TRIM-A-LAWN	264
TRIMMER	264
TROMCA	264
TRONK	265
TROYBILT	265
TRUCKMAN	265
TS-INDUSTRIE	265
TUCKER	266
V	
VANDERMOLLEN	266

VAP	266
VENTRAC	266
VERMEER	266
VIGOR	266
VIKING	266
W	
WACKER	267
WALKER	267
WARDS	268
WARRIOR	268
WEEDEATER	268
WESTMAC	269
WHIRLY BIRD	269
WHITEHEAD	269
WHITEMAN	269
WHITE MOBILIFT	269
WHITE MOTOR	269
WINDMILL	270
WIZARD	270
WIZARD (WEST. AUTO)	270
WOLF	270
WOOD LORD	271
WRIGHT	271
X	
XENOAH	272
Y	
YALE	272
YAMAHA	272
YAMATSU	275
YANKEE CLIPPER	276
YANMAR	276
YARD MACHINES	276
YARD MAN	277
Z	
ZENOAH	277



DIESEL TOOLS

A		ISHIKAWAJIMA-SHIBAURA	282	Y	
AIRMAN	280	ISUZU	282	YANMAR	289
AMIDA	280	J			
ATLAS	280	JACOBSEN	283		
B		JCB	283		
BENZA	280	JLG	283		
BOBCAT	280	JOHN DEERE	283		
BOMAG	280	K			
BRIGGS & STRATTON	280	KATO	283		
C		KOBELCO	283		
CARRIER	280	KOMATSU	283		
CASE IH	280	KUBOTA	283		
COMBILIFT	280	L			
CUB CADET	280	LASTEC	287		
D		LINCOLN ELECTRIC	287		
DAEWOO	280	LINK BELT CRANES	287		
DAIHATSU	280	LOMBARDINI	287		
DENYO	281	M			
DEUTZ	281	MASE	287		
DIAMOND PRODUCTS	281	MASSEY-FERGUSON	287		
DITCH WITCH	281	MILLER ELECTRIC	287		
DOOSAN	281	MITSUBISHI	287		
E		MUSTANG	287		
EAGLE TUGS	281	N			
EARTHFORCE	281	NISSAN	288		
F		O			
FERRIS	281	ONAN	288		
FORD	281	R			
G		RANSOMES	288		
GEHL	281	S			
GENIE	281	SPERRY (NEW HOLLAND)	288		
GOLDONI	281	STIGA	288		
H		SULLAIR	288		
HINOMOTO	281	T			
HITACHI	281	TAKEUCHI	288		
HONDA	282	TEREX	288		
HUSQVARNA	282	THOMAS	288		
HUSTLER	282	TORO	288		
I		TOYOTA	288		
IHI	282	V			
IMER	282	VERMEER	288		
INGERSOLL-RAND	282	VOLVO	288		
ISEKI	282				

PETROL ENGINE

A	
ACME	292
AL-KO	292
AS-MOTOR	292
ASPERA ENGINES (TECNA)	292
ATIKA	292
C	
CASE IH	292
CATERPILLAR	292
CHUNGYANG	293
CONTINENTAL	293
D	
DAIHATSU	294
E	
ECHO	294
EMAK	294
F	
FUJI-ROBIN	295
H	
HIRTH	297
HONDA	298
J	
JOHN DEERE	303
K	
KAWASAKI	304
KIPOR	309
KOHLER	309
KUBOTA	314
L	
LCT	315
LOMBARDINI	315
LONCIN	315
M	
MAG	316
MITSUBISHI	316
P	
PERKINS	317
POWER PRODUCTS	317
R	
ROTAX	318
S	
SOLO	318

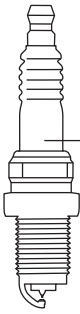
T	
TANAKA	318
TECUMSEH	318
TOHATSU	321
V	
VIKING	321
W	
WAUKESHA	321
WISCONSIN	321
Y	
YAMAHA	322
Z	
ZENOAH	322

DIESEL ENGINE

F	
FUJI-ROBIN	324
I	
ISHIKAWAJIMA	324
ISUZU	324
K	
KUBOTA	324
M	
MITSUBISHI	324
N	
NISSAN	324
Y	
YANMAR	324



How to read our part number: Spark Plugs



B P R 5 E S - 11

Unit : mm

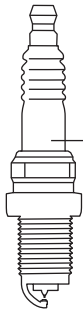
B			P		R		5		E		S		-11					
	Thread size	Hex size	Structure		Resistor		Heat rating		Thread length		Design features		Spark gap					
A	ø 18.0	Hex 25.4	P	Projected insulator type	R	Resistor	2		E	19.0	B	Integral terminal (CR8EB)	None	Motorcycle : 0.7~0.8 Car : 0.8~0.9				
B	ø 14.0	Hex 20.8			Z	Inductive resistor type	4		EF	17.5	CM	Slant ground electrode Compact type (Exposed insulator length: 18.5)						
BC	ø 14.0	Hex 16.0	M	Small spark plug		5	EH		19.0 half-thread		CS	Slant ground electrode	-8	0.8				
BK	ø 14.0	Hex 16.0				6	H		12.7									
C	ø 10.0	Hex 16.0	U	Surface gap, Semi-surface discharge gap or Supplementary gap		7	L		11.2	G,GV	Racing spark plug	-9	0.9					
D	ø 12.0	Hex 18.0				8				I	Iridium central electrode	-10	1.0					
DC	ø 12.0	Hex 16.0				9	None		Tapered seat type A(P)-F : 10.9 B(P)-F : 11.2 BM(P)-F : 7.8	IX	Iridium IX spark plug	-11	1.1					
E	ø 8.0	Hex 13.0				10				Cold type	Small type plug B(P)M- : 9.5 B-LM : 9.5 CM- : 9.5 CM-6 : 8.6 C-50 : 8.5	J	2-projecting-ground electrodes	-13	1.3			
												K	2-ground-electrodes	-15	1.5			
												-LM	Compact type (Insulator length: 14.5)					
											N	Special ground electrode	-S	Special gasket				
											P	Platinum spark plug Single ground electrode : Double platinum Multi-ground electrode : Single platinum in central electrode	-E	Special resistance				
													IX-P	Iridium MAX plug				
											Q	4-ground-electrodes	LPG 1-8	LaserLine spark plug range for gas engine use				
											S	Standard type						
											T	3-ground-electrodes						
											U	Semi-surface discharge gap						
											Y	V-grooved center electrode						
											Z	Special design						

*Exception
B(P)M-A,Y : ø 14.0, Hex 19.0
P(P)-(E)F : ø 14.0, Hex 16.0
CM-6 : ø 10.0, Hex 14.0

BC : Old JIS standard size
The length from gasket circuit to terminal contact is 53.0mm.

BK : ISO / JIS standard size
The length from gasket circuit to terminal contact is 50.5mm.

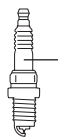
How to read our part number: Spark Plugs




P F R 5 A - 11

Unit : mm

P		F					R		5		A		-11												
Plug type			Thread diameter	Thread length	Seat configuration	Hex size	Resistor		Heat rating		Design		Spark gap												
DI	High ignitability plug: Double fine electrodes	F	ø 14.0	19.0	Gasket	Hex 16.0	R	Resistor	2	Hot type	A,B,C... Suffix code		None	Motorcycle : 0.7~0.8											
		FE	ø 14.0	19.0	Gasket	Hex 16.0								Car : 0.8~0.9											
I	Central electrode: Iridium Ground electrode: Platinum	G	ø 14.0	19.0	Gasket	Hex 20.8					4	5	6	7	8	9	10	Cold type	I	Iridium central electrode	-7	0.7			
		J	ø 12.0	19.0	Gasket	Hex 18.0															-9	0.9			
L	Long thread reach plug	K	ø 12.0	19.0	Gasket	Hex 16.0															IX	Iridium IX spark plug	-10	1.0	
P	Double platinum spark plug	KA	ø 12.0	19.0	Gasket	Hex 14.0																	-11	1.1	
S	High ignitability plug : thin square tip type	KB	ø 12.0	19.0	Gasket	Bi-Hex 14.0 (Bi-hexagonal *)																	-13	1.3	
Z	Projected firing end	KE	ø 12.0	19.0	Gasket	Hex 16.0																	-15	1.5	
Above alphabets are occasionally used in combination <Example>ILFR-~, PLZFR-~, When „L“ is included, priority is given to „L“ (long reach)* in thread length. <Example> *Gasket type FR5AP : Thread length ↓ 19.0mm LFR5AP-11 : Thread length 26.5mm *Tapered seat type PTR5C-13 : Thread length ↓ 17.5mm PLTR6A-10G : Thread length 25.0mm	KF	ø 12.0	19.0	Gasket	Hex 14.0	*When there is „I“ or „P“ at the beginning of part number („I“ or „P“ after heat rating becomes suffix code.) <Example> IZFR6P8 is Iridium spark plug I : Iridium P : Suffix code *<Exception> ZFR0P-G is nickel spark plug																	-A	Non gasket	
	KG	ø 12.0	19.0	Gasket	Bi-Hex 14.0 (Bi-hexagonal *)																		-D	Metal shell : nickel plating	
	L	ø 10.0	12.7	Gasket	Hex 16.0				-E	Special resistance															
	M	ø 10.0	19.0	Gasket	Hex 16.0				-G	Copper cored ground electrode															
	MA	ø 10.0	19.0	Gasket	Hex 14.0				-H	Special thread shape															
	MF	ø 10.0	19.0	Gasket	Hex 14.0				-J	2 ground-electrode															
	NA	ø 12.0	17.5	Tapered seat	Hex 14.0				-K	Vibration-resistance ground electrode															
	T	ø 14.0	17.5	Tapered seat	Hex 16.0				-N	Special ground electrode															
	U	ø 14.0	11.2	Tapered seat	Hex 16.0				-Q	4-ground-electrode															
	W	ø 18.0	10.9	Tapered seat	Hex 20.8				-S	Special gasket															
X	ø 14.0	9.5	Gasket	Hex 20.8	-T	3-ground-electrode																			
Y	ø 14.0	11.2	Tapered seat	Hex 16.0	-U	Semi-surface discharge type																			
*Exception TR5A-10, TR5A-13, TR5B-13, TR6B-10, TR6B-13, PTR5A-10, PTR5A-13 : Thread length 25.0mm						Bi-hexagonal		IX-P		Iridium MAX plug															
*Bi-hexagonal socket is necessary.						Hexagonal		LPG 1-8		LaserLine spark plugs range for gas engines															
*FE, KE, KF, KG, MF : Longer exposed insulator length type																									






RE

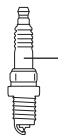
7

C

-

L

RE		7		C		-L	
Plug type		Heat rating		Design		Spark gap	
RE	Plug for rotary engines	5	<div>Hot type</div>  <div>Cold type</div>	A,B,C...Suffix code		-L	Leading side
SD	Plug for rotary engines (Semi-surface discharge gap)	6				-T	Trading side
		7					
		8					
		9					
		10					
		11					



HB

6

A

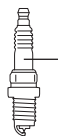
IX


-

11

P

HB		6		A				IX		-11		P	
Plug type		Heat rating			Thread diameter	Thread length	Seat configuration	Hex size			Spark gap		
HB	HYBD (3-ground-electrode hybrid type)	4	<div>Hot type</div> <div>Cold type</div>	A	ø 14.0	20.5	Gasket	Hex 16.0	IX	-8		0.8	
		5		B	ø 14.0	19.0	Gasket	Hex 16.0		-9		0.9	
		6						-10		1.0			
		7						-11		1.1			
		8						-13		1.3			





DF

6

H

-

11

A

DF		6		H				-11		A		
Plug type		Heat rating			Thread diameter	Thread length	Seat configuration	Hex size	Spark gap			
DF	High ignitability plug (Double fine electrodes)	4	<div>Hot type</div> <div></div> <div>Cold type</div>	A	ø 14.0	19.0	Gasket	Hex 16.0	-8	0.8	A,B,C... Suffix code	
		5		B	ø 14.0	26.5	Gasket	Hex 16.0	-9	0.9		
DFH	High ignitability plug (DF + Hybrid type)	6		C	ø 12.0	26.5	Gasket	Hex 14.0	-10	1.0		
		7		* DF6H-11A : Thread length 28.0mm						-11	1.1	
		8								-13	1.3	
		9							-15	1.5		

Tightening torques for spark plugs

Torques

A torque wrench is required for the professional installation of a spark plug. Even for professionals the estimation of the tightening torque is nearly impossible.

That is because a torque can be calculated from two sizes which are multiplied by one another: the force which is applied to the respective centre of rotation and the length of the handle.

Most spark plug failures can be traced back to an incorrect tightening torque. If it is set too low, there is a risk of compression losses and overheating. A break of the insulator or middle electrode as a result of vibrations is also feasible.

If the tightening torque is set too high, the spark plug can snap off. The casing can also expand or warp. Heat dissipation zones are disrupted, overheating and melting of the electrodes or even engine damage can occur.

Cylinder head material	Spark plug with flat seat (with gasket)				Spark plug with conical seat	
	Thread diameter				Thread diameter	
	18 mm	14 mm	12 mm	10 mm	18 mm	14 mm
Cast iron head	35-45 Nm	25-35 Nm	15-25 Nm	10-15 Nm	20-30 Nm	15-25 Nm
Aluminium head	35-40 Nm	25-30 Nm	15-20 Nm	10-12 Nm	20-30 Nm	10-20 Nm

The torques depend on the cylinder head material and the thread diameter.

Tightening torques for glow plugs

The correct torque

For the professional installation of a glow plug, the use of a torque wrench is recommended. Even for professionals the estimation of the tightening torque is nearly impossible.

That is because a torque can be calculated from two sizes which are multiplied by one another: the

force which is applied to the respective centre of rotation and the length of the handle.

If the incorrect torque is applied to a glow plug, a compression loss can result. Based on the vibrations, it is also possible in the case of ceramic glow plugs that the ceramic will break.

The application of a tightening torque which is too great, in particular, can lead to the contraction of the annular gap between the metal case and glow tube. In this case the glow plug overheats and fails.

! Please follow the instruction if specified tightening torque or angle is mentioned on the package !!!

Metal Glow Plug					Ceramic Glow Plug	
Thread diameter					Thread diameter	
M8	M9	M10	M12	M14	M8	M10
8,5 Nm	11 Nm	15 Nm	23 Nm	23 Nm	10 Nm	18 Nm
+/- 10	+/- 10	+/- 10	+/- 10	+/- 10	+/- 10	+/- 10

Tightening Torque for the connecting nuts	
Thread diameter	Tightening torque
4 mm (M4)	0,8–1,5 Nm
5 mm (M5)	3,0–4,0 Nm

Glow plugs will only function faultlessly when they are screwed in with the correct torques.



Series of NGK SPARK PLUGS

NGK Zündkerzenserien

Series de bujías de encendido NGK


Séries des bougies NGK









Typbeteckningar för NGK tändstift


STANDARD TYPES


STANDARD AUSFÜHRUNGEN
TIPOS ESTÁNDARES


TYPES STANDARDS
STANDARDTYPEN



		NON-RESISTOR NON-RÉSISTANCE ICKERESISTOR	OHNE WIDERSTAND NO-RESISTOR	RESISTOR RÉSISTANCE RESISTOR	MIT WIDERSTAND RESISTOR
Ø 14mm X 9.5mm Hex 20.8mm Fig. ①a		B-2 B-4 B6S B7S B8S		BR6S	
	Fig. ①c	BP-4 BP5S BP6S			
Ø 14mm X 19.0mm Hex 20.8mm Fig. ②a		B4ES B5ES B6ES,-11 B7ES,-11 B8ES B9ES B10ES		BR4ES BR5ES BR6ES,-11 BR7ES BR8ES,-11 BR9ES BR10ES	
	Fig. ②b			BR6EB-L-11	
	Fig. ②h			BR8EYA BR9EYA BR10EYA	
	Fig. ②c	BP2ES, BP-2E BP4ES,-11 BP5ES,-11,-13 BP6ES,-11 BP7ES,-11 BP8ES BP9ES	BP5ESZ BP6ESZ	BPR2ES, BPR-2E BPR4ES,-11,-13 BPR5ES,-11,-13 BPR6ES,-5,-11 BPR7ES,-11 BPR8ES,-6 BPR9ES	
	Fig. ③e			BPR6EKN BPR7EKN	
	Fig. ②f	BP4EY,-11 BP5EY,-11 BP6EY,-11 BP7EY		BPR4EY,-11 BPR5EY,-11 BPR6EY,-11 BPR7EY-11	
	Fig. ②j	BP5E BP6E		BPR4E,-11 BPR5E,-11 BPR6E,-11 BPR7E	
	Fig. ④g	BP5ET,-10 BP6ET BP7ET			
	Fig. ⑤i			BPR5EJ	
Ø 14mm X 19.0mm Hex 16.0mm Fig. ⑥c		BCP4ES,-11 BCP5ES,-11 BCP6ES,-11 BCP7ES,-11		BCPR5ES,-11 BCPR6ES,-11 BCPR7ES,-11 BCPR9ES-11	
	Fig. ⑧g	BCP5ET BCP6ET BCP7ET		BCPR5ET BCPR6ET BCPR7ET	
	Fig. ⑥a	BC6ES		BCR8ES	
	Fig. ⑦c	BK5ES	BK5ESZ	BKR4ES,-11 BKR5ES,-11 BKR6ES,-11 BKR7ES,-11	






	NON-RESISTOR OHNE WIDERSTAND NON-RÉSISTANCE NO-RESISTOR ICKERESISTOR		RESISTOR MIT WIDERSTAND RÉSISTANCE RESISTOR RESISTOR	
\varnothing 14mm X 19.0mm Hex 16.0mm Fig. ①③			BCPR4EY,-11 BCPR5EY,-11 BCPR6EY,-11,-N-11 BCPR7EY,-11,-N-11	
	Fig. ②③ ISO		BKR4EY,-11 BKR5EY,-11 BKR5EYA,-11 BKR6EY,-11 BKR6EYA,-11 BKR7EY	
	Fig. ①④	BCP5E BCP6E,-11 BCP7E,-11	BCPR5E,-11 BCPR6E,-11 BCPR7E,-11	
	Fig. ②④ ISO	BK5E,-11 BK6E,-11	BKR4E,-11 BKR5E,-11,-N,-N-11 BKR5EZ BKR6E,-11-E,-N,-N-11 BKR6EZ BKR7E,-11,-N-11 BKR8E,-11 FR6F-11DK FR6F-11K	
	Fig. ⑥⑦ ISO		BKR5EK BKR6EK	
	Fig. ⑥⑨ ISO		BKR5EKB-11 BKR6EKB-11 BKR5EKC BKR6EKC,-N-11 BKR6EKE BKR7EKC,-N,-N-11	
\varnothing 14mm X 26.5mm Hex 16.0mm Fig. ⑧④			LFR4A,-11 LFR4A-E LFR5A,-11 LFR6A,-11 LFR7A	
\varnothing 14mm X 11.2mm Conical seat Hex 16.0mm Fig. ③①		B7FS	BR5FS BR6FS,-15	
	Fig. ③②	BP4FS BP5FS BP6FS BP7FS	BPR4FS,-11,-15 BPR5FS,-11,-15 BPR6FS	
	Fig. ③④	BP5F BP6F		
\varnothing 14mm X 17.5mm Conical seat Hex 16.0mm Fig. ④①		B8EFS B9EFS	BR7EFS	
	Fig. ④⑤		BR6EF BR7EF	
	Fig. ④②	BP5EFS,-13 BP6EFS,-13 BP7EFS	BPR5EFS,-13 BPR6EFS,-13,-15 BPR7EFS,-15	
	Fig. ④④	BP6EF	BPR6EF,-11,-13	
\varnothing 14mm X 25.0mm Conical seat Hex 16.0mm Fig. ⑦②			TR5A-13 TR5B-13 TR6B-10	
\varnothing 14mm X 11.2mm Hex 20.8mm Fig. ⑤①		B-4L B-6L B6LY(Fig. ⑤⑤)		



	NON-RESISTOR NON-RÉSISTANCE ICKERESISTOR	OHNE WIDERSTAND NO-RESISTOR	RESISTOR RÉSISTANCE RESISTOR	MIT WIDERSTAND RESISTOR
\varnothing 14mm X 12.7mm Hex 20.8mm Fig. ①(a)	B-2H B-4H,-10 B5HS B6HS,-10 B7HS,-10 B8HS,-10 B9HS B10HS		BR4HS BR5HS BR6HS,-10 BR7HS,-10 BZ7HS-10 BR8HS,-10 BR9HS,-10	
	Fig. ①(b)	BP2HS BP4HS,-10 BP5HS,-10 BP6HS,-10 BP6HSA BP7HS,-10 BP8HS,-10,-15	BP-2H BP-4H BP6H BP7H	BPR2HS BPR4HS,-10 BPR4HSA BPR-4H BPR5HS BPR6HS,-10 BPR6HSA BPR7HS,-10 BPZ8H-N-10 BPR8HS,-10 BPR8HSA BPZ8HS-10,-15
	Fig. ①(c)	BP4HA		
	Fig. ①(e)	B6HSA B8HSA		BR4HSA BR6HSA,-9 BR8HSA,-9
\varnothing 18mm X 12.0mm Hex 20.8mm Fig. ⑤(f)	AB-2 AB-6 AB-7 AB-8			
\varnothing 18mm X 16.0mm Hex 25.4mm			R8102B-10	
\varnothing 12mm X 19.0mm Hex 18.0mm Fig. ⑥(h)	D6EA D7EA D8EA D9EA D10EA		DR7EA DR7EB DR8EA DR8EB DR9EA	
	Fig. ⑥(i)	DP6EA-9 DP7EA-9 DP8EA-9 DP9EA-9	DPR5EA-9 DPR6EA-9 DPR6EB-9 DPR7EA-9 DPR8EA-9 DPR9EA-9	
	Fig. ⑥(h)	J9A	JR8B JR9B JR10B	
	Fig. ⑥(k)		JR8C JR9C	
\varnothing 12mm X 21.0mm Hex 18.0mm Fig. ⑦(j)	DP8Z		DPR7Z DPR8Z DPR9Z	
\varnothing 12mm X 19.0mm Hex 16.0mm Fig. ⑧(i)	DCP6E DCP7E		DCPR6E DCPR7E,-N DCPR8E,-N DCPR9E	KR6A-10 KR8C-G KR9C-G
	Fig. ⑧(m)	DCPR8EKC		
\varnothing 12mm X 20.5mm Hex 16.0mm			KER7A-8DEG	
\varnothing 12mm X 26.5mm Hex 16.0mm Fig. (b)			LKR6C LKR6E LKR6F-10 LKR7E	
\varnothing 12mm X 25.0mm Hex 14.0mm			LNAR7A-9G	
\varnothing 12mm X 26.5mm Hex 14.0mm Fig. (b)			LZKAR6C-9 LZKAR7D-9,-9D LKAR8A-9,-9S	




	NON-RESISTOR OHNE WIDERSTAND NON-RÉSISTANCE NO-RESISTOR ICKERESISTOR	RESISTOR MIT WIDERSTAND RÉSISTANCE RESISTOR RESISTOR
\varnothing 12mm X 12.7mm Hex 18.0mm Fig. ①a	D6HA D8HA	DR4HS DR5HS DR6HS DR8HS
\varnothing 10mm X 12.7mm Hex 16.0mm Fig. ②a	C2H C5HSA C6HSA C7HSA C8HSA	C4HSB C5HSB CR4HSA CR4HSB LR4C-E CR5HSA CR5HSB CR6HSA LR6E CR7HSA LR7D CR8HSA CMR8H LR8A LR8B
\varnothing 10mm X 19.0mm Hex 16.0mm Fig. ③j	C7E C8E C9E	CR6E CR7E CR8E CR9E CR10E
Fig. ③k		CPR6EA-9S CPR7EA-9 CPR8E
\varnothing 10mm X 19.0mm Hex 16.0mm Fig. ④a	C8EH-9 C9EH-9	CR5EH-9 CR7EH-9 MR7C-9N MR7E-9 MR7F CR8EH-9 MR8C-9N MR8D-9 MR8E-9 MR8F CR9EH-9 MR9C-9N
\varnothing 10mm X 19.0mm Hex 16.0mm Fig. ③b		CR7EK CR8EK CR9EK CR10EK
Fig. ③i		CR7EKC
\varnothing 10mm X 19.0mm Hex 14.0mm Fig. b		MAR9A-J MAR10A-J
\varnothing 10mm X 26.5mm Hex 14.0mm Fig. k		LMAR6A-9 LMAR7A-9 LMAR8A-7,9,9S
Fig. b		LMAR6C-9 LMAR7H-9DS LMAR8F-9 LMAR8G
Fig. b		LMAR9D-J
\varnothing 8mm X 19.0mm Hex 13.0mm Fig. ⑤a		ER8EH, -N ER9EH, -N, -6N ER10EH




FOR ROTARY ENGINE





FÜR WANKELMOTOR POUR MOTEUR ROTATIF
PARA MOTOR ROTATIVO TÄNDSTIFT FOR WANKELMOTORER

	NON-RESISTOR OHNE WIDERSTAND NON-RÉSISTANCE NO-RESISTOR ICKERESISTOR	RESISTOR MIT WIDERSTAND RÉSISTANCE RESISTOR RESISTOR
\varnothing 14mm X 19.5mm Hex 20.8mm Fig. ⑥c	B7EM	BR8EM
Fig. ⑥d		BR7ET BR8ET BR9ET BR10ET
Fig. ⑥e		BR8EQ,-14 BR9EQ,-14
\varnothing 14mm X 21.5mm Hex 20.8mm Fig. ⑧g		SD10A SD11A
Fig. ⑧h		BUR6EQ BUR7EQ BUR8EQ BUR9EQ
		BUR7EQP BUR9EQP
\varnothing 14mm X 21.0mm Hex 20.8mm Fig. ⑨		RE6C-L RE7C-L RE8C-L
\varnothing 14mm X 19.0mm Hex 20.8mm Fig. ⑩①		RE9B-T

SEMI SURFACE DISCHARGE TYPES AND SUPPLEMENTARY GAP TYPE

HALBGLEITFUNKENTYPEN UND ZUSÄTZLICHER ABSTANDSTYP
TYPE À DÉCHARGE SEMI-SURFACIQUE ET TYPE À ÉCARTEMENT SUPPLÉMENTAIRE
TIPO DE DESCARGA DE MEDIA SUPERFICIE Y TIPO DE GALGA SUPLEMENTARIA
STIFT MED SEMI-YTGNISTGAP OCH STIFT AV SUPPLEMENTÄR TYP

	NON-RESISTOR OHNE WIDERSTAND NON-RÉSISTANCE NO-RESISTOR ICKERESISTOR		RESISTOR MIT WIDERSTAND RÉSISTANCE RESISTOR RESISTOR	
Ø 14mm X 12.7mm Hex 20.8mm Fig.①①	BU8H		BUZ8H	
Ø 14mm X 19.0mm Hex 20.8mm Fig.②②			BUR5EA-11 BUR6EA-11 BUR7EA-11	
Ø 14mm X 19.0mm Hex 20.8mm Fig.②③			BUR4EB-11 BUR5EB-11 BUR6EB-11 BUR7EB-11	
Fig.②④			BUR5ET,-10 BUR6ET	
Ø 14mm X 19.0mm Hex 20.8mm Fig.③⑤			BPR6EK-A	
Fig.③⑥			BPR5EKU	
Ø 14mm X 17.5mm Conical seat Hex 16.0mm Fig.④⑧	BU6EFSZ		BUR6EFSZ	
Ø 14mm X 19.0mm Hex 16.0mm Fig.⑥⑤ ISO			BKUR6EK,-9 BKUR7EK	
Fig.⑤④ ISO			BKUR5ET,-10 BKUR5ETZ-10 BKUR6ET,-10 BKUR6ETB BKUR7ET	
Fig.⑥⑥ ISO	BK7EKU		BKR5EKU BKR6EKU BKR7EKU	
Fig.⑥⑧ ISO			BKR6EKUE	
			BKR6EKUB	
Ø 14mm X 22.0mm Hex 16.0mm Fig.⑦①			BKR5EKUC BKR6EKUC	
Ø 14mm X 19.0mm Hex 16.0mm Fig.⑥②			BKR6EQUA	




PROJECTED GAP TYPES





ZÜNDKERZEN MIT VORSPRINGENDER FUNKENSTRECK

TYPE À ÉCARTÉMENT EN SAILLIE

TIPOS DE ABERTURA DE CHISPA PROYECTADA

STIFT MED FÖRLÅNGDA ELEKTRODER

	NON-RESISTOR NON-RÉSISTANCE ICKERESISTOR	OHNE WIDERSTAND NO-RESISTOR	RESISTOR RÉSISTANCE RESISTOR	MIT WIDERSTAND RESISTOR
Ø 14mm X 19.0mm Hex 20.8mm Fig.①a	BE529Y-11		BRE527Y-11 BRE529Y,-11	
	Fig.②b		ZGR4A ZGR5A	
Ø 14mm X 20.5mm Hex 20.8mm Fig.②b			ZGR5B,-11 ZGR6B-11	
Ø 14mm X 22.0mm Hex 20.8mm Fig.②c			ZGR5C	
Ø 14mm X 19.0mm Hex 16.0mm Fig.③b	ZF6A-11		ZFR5A-11 ZFR6A-11	
	Fig.④b ISO		ZFR4F-11 ZFR5F,-11 ZFR5J-11 ZFR6F-11,G ZFR6J-11 ZFR7F-11 ZFR7J-11	
	Fig.③a		BCRE527Y	
Ø 14mm X 20.5mm Hex 16.0mm			ZFR6K-9E,-11S	
	Fig.③e		ZFR5G ZFR6G	
Ø 14mm X 22.5mm Hex 16.0mm Fig.③c			ZFR4E-11 ZFR5E-11 ZFR6E-11	
	Fig.③d		ZFR5D-11	
Ø 14mm X 25.0mm Conical seat Hex 16.0mm Fig.⑤b			LZTR4A-11 LZTR5A-13	
Ø 12mm X 19.0mm Hex 16.0mm			ZKR7A-10	
Ø 12mm X 21.5mm Hex 16.0mm			ZKER6A-10DEG,-10EG	
Ø 12mm X 26.5mm Hex 16.0mm			LZKR6B-10E	
Ø 12mm X 26.5mm Hex 14.0mm			LZKAR6C-11	
Ø 12mm X 26.3mm Bi-Hex 14.0mm			ZKBR7A-HTU	



SLANT GROUND ELECTRODE TYPE

SCHRÄGER MASSENELEKTRODENTYP

TYPE À ÉLECTRODE DE MASSE À INCLINAISON

TIPO DE ELECTRODO DE MASA INCLINADO

STIFT MED VINKLAD SIDOELEKTROD

Ø 14mm X 12.7mm Hex 20.8mm Fig. ⑥f	B7HCS B8HCS B9HCS	BR8HCS-10
Ø 14mm X 19.0mm Hex 20.8mm Fig. ⑦f	B7ECS B8ECS B9ECS	BR8ECS BR9ECS BR10ECS
Fig. ⑧f		BR8ECM BR9ECM BR10ECM


PLATINUM, IRIIDIUM TIPPED TYPES


TYPEN MIT PLATINELEKTRODENSPIITZE, IRIIDIUMSPITZE


TYPE[S] A EXTREMITÉ EN PLATINE, IRIIDIUM


TIPOS CON PUNTA DE PLATINO, IRIIDIO


STIFT MED MITTELEKTRODÄNDA AV PLATINA OCH IRIIDIUM



	RESISTOR RÉSISTANCE RESISTOR	MIT WIDERSTAND RESISTOR
Ø 14mm x 19.0mm Hex 20.8mm Fig.①①	PGR5A,-11 PGR5C-11 BPR5EP-11,-13 PGR6A,-11 PGR6C-11 BPR6EP-8 PGR7A 125CX 126CX IGR7A	
Ø 14mm x 19.0mm Hex 20.8mm Fig.①①	IGR5C13 GR7CI-8	
Ø 14mm x 19.0mm Hex 16.0mm Fig.②②	PFR5A-11 PFR5K-11 BCPR5EP-8,-11,-13 PFR6A-11 PFR6H-10 PFR6K-11 BCPR6EP-8,N-8,-11,-N-11,-13 PFR7A-11 PFR7H-10	
Fig.③① ISO	FR4AP-10,-11 FR4BP-11 FR5AP-10,-11 FR5BP-11 FR5AP-11E FR6AP-10,-11 FR6BP-11 FR7AP-11 115CX 116CX 136CX FR5EI-13 PFR5B-9,-11,-11B PFR5C-11 PFR6B-9,-11,-11B,-11C PFR6E-10 PFR7B-9,-11 PFR8B,-9 PFR4G-11 PFR5G-11,-13E PFR5J-11 PFR6G-9,-11,-13,-13E PFR6H-10 PFR6J,-11 PFR7G,-9,-11 PFR7S11EG PFR5L-11 PFR5N-11,8DS PFR5P-11 PFR6L-11,-13 PFR6N-11 PFR6P-11 PFR6Q PFR7N-D PFR7Q PFR5R-11 BKR5EP-11 BKR6EP-8,-11,-13,-N-8	
	Fig.④③ ISO	BKR6EKPA
	Fig.④④ ISO	BKR5EKUP
	Fig.④⑤ ISO	BKR5EKP-11,-13 BKR6EKP-11
	Fig.④⑥ ISO	BKR5EQUPA BKR6EQUP BKR6EQUPA
	Fig.③⑦ ISO	PFR6M PFR6X-11 PFR7M PFR7S8EG
	Fig.③⑧ ISO	PZFR5B PZFR5F,-11 IZFR5B IZFR5F11 IZFR5G IZFR5L11 PZFR6B PZFR6F,-11 IZFR6B IZFR6F11 SIFR6B7G T6728R T6728U-G035
	Fig.③⑨ ISO	IFR5A11,-8N IFR5D10 IFR5E11 IFR6A11 IFR6C IFR6D10 IFR6E11 IFR6AD7DG IFR6AE11S IFR7F-D IFR7B4D IFR8AF4D IFR8AG8 IFR5G11 IFR5J11 IFR5N10 IFR5T-8N,11 IFR6J11 IFR6S IFR6T11 IFR7X7G
	Fig.③	PZFR6H IZFR6J IZFR6N-E IZFR6Q
	Fig.③⑩ ISO	PFR6W-TG
	Fig.③⑪ ISO	DIFR5E11 DF6A-13B DIFR6D11D DIFR6D13
		ZFR5LP-13G IZFER7A4D 11G-55
Ø 14mm x 21.5mm Hex 16.0mm	PZFR6R,8EG	
Ø 14mm x 22.0mm Hex 16.0mm Fig.⑩⑫ ISO	PZFR5C PZFR5D-11	IZFR5C IZFR7E-D
Ø 14mm x 22.5mm Hex 16.0mm	135CX	
Ø 14mm x 25.0mm conical seat Hex 16.0mm Fig.⑥①	PTR5A-13 ILTR5D	



	RESISTOR MIT WIDERSTAND RÉSISTANCE RESISTOR RESISTOR
Ø 14mm X 17.5mm conical seat Hex 16.0mm Fig. ⑨①	PTR4B-15 PTR5C-13 ITR4A15 ITR6F13
Ø 14mm X 17.5mm conical seat Hex 16.0mm Fig. ③⑧ Fig. ⑨⑨	ITR5H13 PTR5D-10,-13 TR5AI-13 TR5AP-13 ITR6G9 PTR6D-13,-13G ITR7J9D PZTR5A-15
Ø 14mm X 20.5mm Hex 16.0mm Fig. ③⑫	IZFR6K11,11E,13 IZFR6K-11S, IZFR6K11NS PZFR7G-G
Ø 14mm X 21.5mm Hex 16.0mm Fig. ①③	PZFR5N-11T
Ø 14mm X 22.0mm Hex 16.0mm Fig.	PZFR6J-11
Ø 14mm X 26.5mm Hex 16.0mm Fig. ①①	PLFR4A-11 ILFR5A-9,-11 ILFR5T11 ILFR5B11 DILFR5A11 DILFR5C11 DILFR5E11 DF5B-8A DILFR5L11 ILZFR5E8D LZFR5CI-11 PLFR6A-9,-11 ILFR6T11 ILFR6K8 ILFR6G,-E SILFR6A11 DILFR6D11D DILFR6L11 PLFR7A-9 DILFR7K9G ILFER7A8EG SILZFR7A9G PLZFR6A-11S ILZFR6A11 DILFR7B10G 155CX 156CX
Ø 14mm X 28.0mm Hex 16.0mm Fig. ①①	LZFR5BI-11 LZFR5DI-11 LZFR6AI
Ø 14mm X 29.5mm Hex 16.0mm Fig. ①①①	LZFR5AQP
Ø 14mm X 25.0mm conical seat Hex 16.0mm	PLZTR4A-13 ILTR5A-13G ILTR5P11D LTR5BI-13 PLZTR5A-13 LTR6AP-11 ILTR6A-8G,-13G ILTR6J13 ILTR6M9G LTR6AI-8 LTR6BI-13 LTR6BI-9 LTR6DI-8 LTR6DP13 ILTR7E9D ILTR7J8 ILTR7N8 ILTR7Q9 LTR7CP13
Ø 12mm X 19.0mm Hex 18.0mm Fig. ⑤⑧	PJR6A PJR7A IJR7A9 PJR8A
Ø 12mm X 19.0mm Hex 16.0mm	IKR6G8 IKR7H8 IZKR8C10D SIKR8B7G IKR9H8 IKR9J8 147CX
Ø 12mm X 19.0mm Hex 16.0mm Fig. ⑦①	PKR7A KR7AI IKR6G11 PKR9B KR8AI KR9CI IKR9F8
Ø 12mm X 19.0mm Hex 16.0mm Fig. ⑦③	DCPR8EKP
Ø 12mm X 20.5mm Hex 16.0mm	IKER7A8EGS ZKR7BI-10 PKER7A8EGS PKER7A8DES
Ø 12mm X 21.5mm Hex 16.0mm	PZKER7B8EGS
Ø 12mm X 22.0mm Hex 16.0mm	IZKR7A
Ø 12mm X 26.5mm Hex 16.0mm Fig. ⑧ Fig.	ILKR6F11 ILZKR6F11 SILKR6C10E SILKR6D10G ILKR7D8 ILKR7J8 ILKR7K8 ILKR7L8G ILZKR7D8 ILZKR7E10DG LKR7FI-8 SILKR7C8DE SILZKR7E11 SILZKR7E8G SILZKR7E9 SILZKR7E9G SILZKR7G8DE ILKR8M5D ILKR8P8 SILZKR8E8D SILZKR8E8G ILKR9G8 ILKR9H8 HKS-G40XL DILKR7E11
Ø 12mm X 28.0mm Hex 16.0mm	DILZKR7B11G ILZKR7G7G
Ø 12mm X 29.0mm Hex 16.0mm	SILZKKER8A8E
Ø 12mm X 25.0mm Hex 14.0mm	SILZNAR6D9 SILNAR7B7 SILNAR7C7DG ILNAR8B7G ILZNAR8B7G SILNAR8A7
Ø 12mm X 26.5mm Hex 14.0mm Fig. ⑬④ Fig. ⑬⑤ Fig. ⑬	ILKAR7L11 ILKAR7L11D ILKAR7M10 ILZKAR7D11 LKAR7CI-8 ILKAR8H6 LKAR8CI-8 SILKAR8C6DG SILKAR8C6DS SILKAR8D6 SILKAR8E4DG SILKAR8F8 SILZKAR8D4D SILZKFR8B7S SILZNAR8C7H HKS-M50HL LKAR8AP7JD LKAR8AP7JDS DILKAR7B8 DILKAR7G11DS DILKAR7H11GS DILKAR7M8 DILZKAR7B11 DILKAR8J9G DILKAR8K8D DILKAR8L8D




	RESISTOR MIT WIDERSTAND RÉSISTANCE RESISTOR RESISTOR
Ø 12mm X 27.0mm Hex 14.0mm	SILZKFR8C7S SILZKFR8D7S
Ø 12mm X 27.5mm Hex 14.0mm	SILZKFR8E7S
Ø 12mm X 28.0mm Hex 14.0mm Fig. (k)	DILZKAR7C11S ILZKAR7E11S ILZKAR8F8S ILZKAR8G8 ILZKAR8H8S ILZKAR8J8SY ILZKAR8A7G SILZKAR8F7S
Ø 12mm X 28.5mm Hex 14.0mm Fig. (n)	DILKA7E9HS
Ø 10mm X 19.0mm Hex 16.0mm Fig. (8)(i)	CR9EBI-9
Fig. (8)	MR8CI-8 SIMR7B9DS
Fig. (8)(c)	MR8BI-8
Ø 10mm X 19.0mm Hex 16.0mm Fig. (12)	
Ø 10mm X 22.0mm Hex 16.0mm	MR8BP8HJS
Ø 10mm X 26.5mm Hex 14.0mm Fig. (14)	ILMAR7B8 LMAR7CI-8 SILMAR7D9DS ILMAR8C9D LMAR8AI-8E LMAR8BI-9 SILMAR8C9 SILMFR8A8G SILMAR9B9
Ø 10mm X 26.5mm Hex 14.0mm Fig. (d)	LMAR9AP8JS
Ø 12mm X 26.5mm Bi-Hex 14.0mm	ILZKBR7B8DG PLZKBR7B8DG SILZKBR8B8HG SILKGR9A7EG
Ø 12mm X 27.5mm Bi-Hex 14.0mm	SILZKBR8D8S SILZKBR8E8S SILZKGR8A8S SILZKGR8B8S
Ø 12mm X 28.0mm Bi-Hex 14.0mm	SILZKG8D7E
Ø 12mm X 28.5mm Bi-Hex 14.0mm	SILZKBR8F8S SILZKGR8C8S



COMPACT TYPES

KOMPAKT STIFT
TIPOS COMPACTOS

TYPES COMPACTES
KOMPAKTE TYPEN

	NON-RESISTOR NON-RÉSISTANCE ICKERESISTOR	OHNE WIDERSTAND NO-RESISTOR	RESISTOR RÉSISTANCE RESISTOR	MIT WIDERSTAND RESISTOR
Ø 18mm X 16mm Hex 25.4mm	R8160B-10			
Ø 14mm X 9.5mm Hex 19.0mm Fig. ①a	BM4A BM6A BM7A	B2-LM* B4-LM* BM6* BM7* * Hex.20.8mm	BMR2A,-10 BMR4A BMR6A BMR7A	BR2-LM* BR4-LM* * Hex.20.8mm
Fig. ①b	BPM4A BPM6A,-10 BPM7A		BPMR4A,-10 BPMR6A,-10 BPMR7A,-9	
Ø 14mm X 12.7mm Hex 20.8mm Fig. ②a	BL-6H			
Ø 14mm X 7.8mm Conical seat Hex 16.0mm Fig. ③a	BM6F BM7F	BM6FY	BMR6F	
Fig. ③b	BPM6F BPM7F		BPMR6F	
Ø 10mm X 8.6mm Hex 14.0mm Fig. ④a	CM-6			
Ø 10mm X 9.5mm Hex 16.0mm Fig. ⑧a			CMR6A CMR7A	
Ø 10mm X 12.7mm Hex 16.0mm Fig. ⑧e			CMR5H CMR6H CMR7H	
Ø 14mm X 9.5mm Hex 19.0mm Fig. ①c	BPM6Y BPM7Y BPM8Y		BPMR6Y BPMR7Y BPMR8Y	



FARM EQUIPMENT TYPES

LANDMASCHINEN TYPEN
TIPOS MAQUINAS AGRÍCOLAS

TYPES MACHINES AGRICOLES
FÖR JORDBRUKS-MASKINER

PF1/2" x 22.5mm Hex 23.8mm Fig. ⑤d	G-27 G-2Z
--	----------------------------


SURFACE DISCHARGE TYPES

GLEITFUNKENTYPEN

TYPE À DÉCHARGE SUPERFICIELLE

TIPO DESCARGA EN SUPERFICIE TÅNDSTIFT MED YTGNIISTGAP

Ø 14mm X 12.7mm Hex 20.8mm Fig. ⑥f	BUHX(Series gap) BUHXW-1(Series gap)	
	BUH	
	BUHW BUHW-2	BUZHW BUZHW-2
Ø 14mm X 19.0mm Hex 20.8mm Fig. ⑦f	BUE	




RACING TYPES

RENN-TYPEN

TYPES COURS

TIPOS DE CARRERAS

RACERSTIFT


	Nickel electrode Nickel Elektrode Electrodo de nickel Electrodo de níquel Nickel elektrod	Precious metal electrode Elektrode mit sonde-redel metall Electrode en metal precieus Electrodo de metal precioso Ädelmetall elektrod	Platinum electrode Platinel Elektrode Electrode de platine Electrodo de platino Platina elektrod
Ø 14mm X 19.0mm Hex 20.8mm	B8EG Fig. ⑨g BR8EG* B9EG BR9EG* B10EG BR10EG* B11EG	Fig. ⑨g B8EGV B85EGV B9EGV B95EGV B10EGV B105EGV B11EGV	Fig. ⑨h B10EGP




*Resistor Type

IX TYPES

IX TYPEN
TIPOS IX

TYPES IX
IX-STIFT


		RESISTOR RÉSISTANCE RESISTOR	MIT WIDERSTAND RESISTOR
\varnothing 18mm x 10.9mm Hex 20.8mm Fig. ① a		WR5IX	
\varnothing 14mm x 19.0mm Hex 20.8mm Fig. ② b		BPR5EIX , -11 BPR6EIX , -11 BPR7EIX BPR8EIX BPR9EIX BPR10EIX	GR4IX GR5IX
	Fig. ② c	BR7EIX BR8EIX BR9EIX BR10EIX	
	Fig. ② d	BR8ECSIX BR9ECSIX , -5	
	Fig. ③ d	BR8ECMIX BR9ECMIX BR10ECMIX	
\varnothing 14mm x 12.7mm Hex 20.8mm Fig. ④ b		BPR6HIX BPR7HIX BPR8HIX	
	Fig. ④ c	BR6HIX BR7HIX BR8HIX BR9HIX BR10HIX	
\varnothing 14mm x 9.5mm Hex 20.8mm Fig. ⑤ a		XR4IX XR5IX XR45IX	
\varnothing 14mm x 19.0mm Hex 16.0mm Fig. ⑥ b		BCPR7EDIX	
	Fig. ⑦ b	BCPR5EIX , -11 BCPR6EIX , -11 BCPR7EIX , -11	
	Fig. ⑧ b	BKR4EIX BKR5EIX , -11 BKR6EIX , -11 BKR7EIX , -11 BKR8EIX BKR9EIX	
	Fig. ⑧ e	ZFR5FIX -11 ZFR6FIX -11	
\varnothing 14mm x 26.5mm Hex 16.0mm Fig. ⑨ b		LFR5AIX -11 LFR6AIX -11 LFR7AIX	LKR6AIX LKR6AIX -P LKR6CIX LKR7AIX
\varnothing 14mm x 17.5mm Conical seat Hex 16.0mm Fig. ⑩ b		BPR6EFIX -10, -15	
	Fig. ⑩ a	TR4IX TR5IX TR6IX TR7IX TR8IX	TR55IX TR65IX TR75IX TR85IX
\varnothing 14mm x 20.5mm Conical seat Hex 16.0mm Fig. ⑪ e		TR5-1IX	TR45-1IX TR55-1IX
\varnothing 14mm x 11.2mm Conical seat Hex 16.0mm Fig. ⑫ c		YR5IX	YR55IX
	Fig. ⑫ c	BR6FIX	
	Fig. ⑫ a	UR4IX UR5IX UR6IX	UR45IX UR55IX
\varnothing 14mm x 25.0mm Conical seat Hex 16.0mm Fig. ⑬ b		LTR5IX -11 LTR6IX -11 LTR7IX -11	
	Fig. ⑬ e	LZTR4AIX -11 LZTR5AIX -13 LZTR6AIX -13 LZTR7AIX -13	





IX TYPES

IX TYPEN
TIPOS IX


TYPES IX
IX-STIFT

		RESISTOR RÉSISTANCE RESISTOR	MIT WIDERSTAND RESISTOR
\varnothing 12mm X 19.0mm Hex 16.0mm Fig. ① ①a		DCPR6EIX DCPR7EIX DCPR8EIX DCPR9EIX	
	Fig. ① ①b	DCR7EIX DCR8EIX DCR9EIX	
\varnothing 12mm X 19.0mm Hex 18.0mm Fig. ② ②a		DPR7EIX-9 DPR8EIX-9 DPR9EIX-9	
	Fig. ② ②b	DR7EIX DR8EIX DR9EIX	
\varnothing 12mm X 21.0mm Hex 18.0mm Fig. ③ ③a		DPR8ZIX	
\varnothing 12mm X 26.5mm Conical seat Hex 14.0mm Fig. ④ ④d		ZNAR7AIX ZNAR6AIX-11	
\varnothing 12mm X 26.5mm Hex 14.0mm		LZKR6AIX	
\varnothing 10mm X 19.0mm Hex 16.0mm Fig. ⑤ ⑤a		CPR6EAIX-9S CPR7EAIX-9 CPR9EAIX-9	
	Fig. ⑤ ⑤c	CR7EIX CR8EIX CR9EIX CR10EIX	
	Fig. ⑥ ⑥b	CR8EHIX-9 CR9EHIX-9	
\varnothing 10mm X 12.7mm Hex 16.0mm Fig. ⑦ ⑦b		CR5HIX CR6HIX CR7HIX CR8HIX CR9HIX	
\varnothing 8mm X 19.0mm Hex 13.0mm Fig. ⑧ ⑧e		ER8EHIX ER9EHIX	





IGNITION
PARTS

      						
AGCO						
409	Eng.B&S, 8.5hp	A	0.8	B2-LM	1147	
411G	Eng.B&S, 10.5hp	A	0.7	BR2-LM	5798	Q310
412	Eng.TECUMSEH OHV125, 12.5hp	A	0.8	BR6ES	4922	
413H	Eng.KOHLER CV 12.5S, 12.5hp	A	1.1	BKR5ES-11	2382	
414H	Eng.KOHLER CV 14S, 14.0hp	A	1.1	BKR5ES-11	2382	
512	Eng.B&S, 12.5hp	A	0.7	BR2-LM	5798	Q310
515H	Eng.B&S, 15.0hp	A	0.7	BKR5ES	2460	
516H	Eng.KOHLER Command, 16.0hp	A	0.7	BKR5ES	2460	
918 / 918H	Eng.KOHLER TH18S, 18.0hp	A	1.1	BKR5ES-11	2382	
1316H	Eng.B&S, 16.0hp	A	0.7	BKR5ES	2460	
1606	Eng.KOHLER, 16.0hp	A	0.7	BKR5ES	2460	
1614H	Eng.B&S, 14.0hp	A	0.7	BKR5ES	2460	
1614	Eng.KOHLER CV 14S, 14.0hp	A	1.1	BKR5ES-11	2382	
1614ZT	Eng.KOHLER CV 14S, 14.0hp	A	1.1	BKR5ES-11	2382	
1615	Eng.B&S, 15.0hp	A	0.7	BKR5ES	2460	
1615H / 1615ZT	Eng.KOHLER, 16.0hp	A	0.7	BKR5ES	2460	
1616 / 1616H / 1618 / 1716	Eng.B&S, 16.0hp	A	0.7	BKR5ES	2460	
1717	Eng.KAWASAKI FD 501V, 437ccm, 2-cyl., 17.0hp, →1998, V-Twin	A	0.6	BMR6A	7421	
1717	Eng.KAWASAKI FD 501V, 437ccm, 2-cyl., 17.0hp, 1999→, V-Twin	A	0.8	BPR4ES	7222	
1718H	Eng.B&S, 18.0hp	A	0.7	BKR5ES	2460	
1720H	Eng.B&S Vanguard, 20.0hp	A	0.7	BKR5ES	2460	
1820H	Eng.KOHLER Command, 20.0hp	A	0.7	BKR5ES	2460	
1823H	Eng.KOHLER Command, 23.0hp	A	0.7	BKR5ES	2460	
1918H	Eng.B&S, 18.0hp	A	0.7	BKR5ES	2460	
1920H	Eng.KOHLER, 20.0hp	A	0.7	BKR5ES	2460	
2020H	Eng.KAWASAKI FD 620D, 617ccm, 2-cyl., 20.0hp, V-Twin	A	1.0	BMR2A-10	4452	
2025H	Eng.KOHLER, 25.0hp	A	0.7	BKR5ES	2460	
2027H	Eng.KOHLER Command Pro, 27.0hp	A	0.7	BKR5ES	2460	
2027LC	Eng.KAWASAKI, 27.0hp, Liquid cooled	A	0.8	BPR2ES	2264	
4918	Eng.KOHLER TH18S, 18.0hp	A	1.0	BKR5ES-11	2382	
AGRIA						
100 R		E	0.7	BPR6ES	7822	
300	Eng.ROTAX	B	0.5	AB-6	2910	
300		A	0.5	B6HS-5	6154	
400 Quickly		A	0.6	B4-LM	3410	
400 E	Eng.B&S PB190	E	0.7	BKR5ES	2460	
400 P		E	0.7	BPR6ES	7822	
400 E	Eng.B&S, 5.0hp	E	0.7	BR2-LM	5798	Q310
400 K		E	0.7	BR2-LM	5798	Q310
500		E	0.7	CMR6A	1223	
900 / 900 S / 1000		E	0.7	BPR6ES	7822	
1400		A	0.5	B6HS-5	6154	
1400 140-1		E	0.8	BR6HIX	3419	
1600 Compact / 1600 Premium		E	0.7	BPR6ES	7822	

		i		Tool*						Stock No.		Quick No.	
AGRIA													
1700	Eng.ILO	A	0.5	AB-6	2910								
2100	(Ø 14 mm)	A	0.5	B-4H	4110								
2100	(Ø 18 mm)	A	0.6	AB-6	2910								
2300 / 2400	Eng.ILO, →1977	A	0.5	AB-7	3010								
2400	Eng.ILO, 1977→	A	0.5	B6HS	4510	Q203							
2500		E	0.7	BKR5ES	2460								
3100		E	0.7	BPR6ES	7822								
3300 Max		A	0.5	B-4H	4110								
3300	Eng.ILO	A	0.5	B6HS	4510	Q203							
3400		E	0.6	BR6ES	4922								
3500		E	0.7	BPR6ES	7822								
3600 / 3600 Comfort / 3600 Compact / 3600 Premium		E	0.6	BR6HS	4200	Q209							
3900		E	0.7	BR6HS	4200	Q209							
4000S		A	0.5	AB-6	2910								
4500	80/85cm	A	0.7	BKR5ES	2460								
4500	65 / 71 cm	A	0.7	BPR5ES	7422								
4700		A	0.5	B-4H	4110								
5100	Eng.KAWASAKI	B	0.5	BMR6A	7421								
5200	Eng.B&S	B	0.5	BR2-LM	5798	Q310							
5200 R	Eng.ASPERA ENGINES(TECNA), 3.5hp	A	0.7	BR4-LM	4133								
5300	Eng.HONDA GX 160K1QPU, (441), 163ccm, 1-cyl., 5.4hp	A	0.7	BPR6ES	7822								
5300	Eng.HONDA GX 200QH4, (531), 196ccm, 1-cyl.	A	0.7	BPR6ES	7822								
5400	Eng.FUJI-ROBIN EH 17D	A	0.6	BR6HS	4200	Q209							
5400	Eng.FUJI-ROBIN EH 25D	A	0.6	BR6HS	4200	Q209							
5500	Eng.ROTAX	B	0.5	AB-6	2910								
5500 Comfort		E	0.6	BR6ES	4922								
5500 Premium	Eng.FUJI-ROBIN EH 34D	E	0.6	BR6ES	4922								
5500 Compact		E	0.7	BR6HS	4200	Q209							
5500 Premium	Eng.FUJI-ROBIN EH 25D	E	0.7	BR6HS	4200	Q209							
5900		A	0.7	BP6HS	4511								
6000		A	0.5	AB-6	2910								
6600		E	0.7	BKR5ES	2460								
7100 Basic / 7100 Comfort / 7100 Compact / 7100 Premium		E	0.7	BPR6ES	7822								
7500	(TH 50)	E	0.8	BPR6ES	7822								
7500	(TH 80)	E	0.8	BPR6ES	7822								
7500	(TH 120)	E	0.8	ZGR5A	5839								
7900		A	0.7	BP6HS	4511								
8000	53 / 58 / 64 cm	A	0.7	BPR6ES	7822								
8200 V6R		A	0.6	BR6HS	4200	Q209							
8200 V / 8200 V4		A	0.7	BPR6ES	7822								
9300		A	0.5	B-4H	4110								
9300 Pilot		A	0.5	B5HS	4210								
Baby 2100	(Ø 14 mm)	A	0.5	B-4H	4110								
Baby 2100	(Ø 18 mm)	A	0.6	AB-6	2910								
IT 25 / IT 35 / IT 45 / IT 48	Eng.KAWASAKI	B	0.7	BM7A	6521								
Record		A	0.6	AB-6	2910								
SW 519 / SW 521 / SW 621	Eng.KAWASAKI	A	0.8	BPR5ES	7422								
AGROS													
Agros		E	0.7	B5HS	4210								





Stock No.

Quick No.

AGWAY

754		C	0.8	BR6S	3522	
PL-4 / PL-5 / PL-6		C	0.7	BM7A	6521	

AL-KO

18 / 24 / 33 / 40		B	0.6	BM6A	5921	
250		B	0.6	BPM6F	5950	
400 T	Eng.KAWASAKI	B	0.6	BM6A	5921	
750 B	Eng.TECUMSEH	E	0.5	BR2-LM	5798	Q310
4200 B-A edition	Eng.AL-KO Pro 140, 1-cyl., 2.9hp	A	0.8	BPR7ES	2023	
4204 P-A selection	Eng.AL-KO Pro 140, 2.9hp	A	0.8	BPR7ES	2023	
4604 P-A Bio	Eng.AL-KO Pro 160, 3.1hp	A	0.8	BPR7ES	2023	
4700 BR-H	Eng.HONDA GCV 135, 135ccm, 1-cyl., 2.9hp	A	0.7	BPR6ES	7822	
4700 B-A edition / 4700 BR-A edition	Eng.AL-KO Pro 140, 2.9hp	A	0.8	BPR7ES	2023	
4704 P-A selection / 4704 SP-A selection / 5200 BR-A edition	Eng.AL-KO Pro 160, 3.1hp	A	0.8	BPR7ES	2023	
5200 BRV-H	Eng.HONDA GCV 160, 160ccm, 1-cyl., 3.8hp	A	0.7	BPR5ES	7422	
5204 VS-H	Eng.HONDA GCV 160, 160ccm, 1-cyl., 3.8hp	A	0.7	BPR5ES	7422	
5204 SP-A selection	Eng.AL-KO Pro 160, 3.1hp	A	0.8	BPR7ES	2023	
BC 300	Eng.HOMELITE	B	0.6	BPMR6F	1270	
BC 330 T	Eng.KAWASAKI	B	0.6	BM6A	5921	
BH 51 VS-H	Eng.HONDA GCV 160, 160ccm, 1-cyl., 3.8hp	A	0.7	BPR5ES	7422	
Classic 4.0 B-A / Classic 4.6 B-A / Classic 4.6 BR-A	Eng.AL-KO Pro 140, 2.9hp	A	0.8	BPR7ES	2023	
Classic 5.1 BR-A	Eng.AL-KO Pro 160, 3.1hp	A	0.8	BPR7ES	2023	
Combi Care 38 P Comfort	Eng.AL-KO 144 F, 1.8hp	A	0.7	CR5HSB	6535	
HS 4300 / HS 5300	Eng.HOMELITE	B	0.6	BPMR6F	1270	
KB 3501 / KB 4001 / KB 4501 / KB 5000		C	0.5	BPMR7A	4626	
LT 250	Eng.HOMELITE	B	0.6	BPMR6F	1270	
Powerline 4700 BR-H	Eng.HONDA GCV 135, 135ccm, 1-cyl., 4.5hp	A	0.7	BPR6ES	7822	
Powerline 5200 BRV-H	Eng.HONDA GCV 160, 160ccm, 1-cyl.	A	0.7	BPR5ES	7422	
Silver 42 B-A / Silver 460 B-A Bio / Silver 460 BR-A Bio / Silver 46 B-A / Silver 46 BR-A	Eng.AL-KO Pro 140, 2.9hp	A	0.8	BPR7ES	2023	
Silver 470 BR-H Premium	Eng.HONDA GCV 135, 135ccm, 1-cyl., 4.5hp	A	0.7	BPR6ES	7822	
Silver 51 BR-A	Eng.AL-KO Pro 160, 3.1hp	A	0.8	BPR7ES	2023	
Silver 520 BRV-H Premium	Eng.HONDA GCV 160, 160ccm, 1-cyl.	A	0.7	BPR5ES	7422	

ALLEN

20SDS		B	0.7	BMR6A	7421	
41 / 215 / 216		A	0.6	BMR6A	7421	
218	Eng.ILO	A	0.6	BMR6A	7421	
221		A	0.6	BMR6A	7421	
BT19		B	0.7	BPMR6A	6726	
BT22 / Deluxe 22 / Domestic 22		B	0.7	BMR6A	7421	
Greenfield 12		A	0.6	BMR6A	7421	
HF 750		C	0.6	BM4A	5628	
HT 230A		C	0.6	BM7A	6521	
Lawnranger / Merlin / Merlin XL		A	0.6	BMR6A	7421	
Mini 17 / Mini 22		B	0.7	BMR6A	7421	
Mini 23 / Mini 26		B	0.7	BM7A	6521	
National 68	Eng.KAWASAKI	A	0.6	BP4HS	3611	





Tool*



Stock No.

Quick No.

ALLEN

National 84		A	0.7	B-6L	3212	
Parkranger		A	0.6	BMR6A	7421	
Pro 26		B	0.7	BM7A	6521	
Pro 37		B	0.5	B6HS	4510	Q203
Pro 43		B	0.7	BPMR6A	6726	
Reciprocator		B	0.7	BMR6A	7421	
Super 22		B	0.7	BM7A	6521	

ALLIS-CHALMERS

65 / 75 / 75A / 95 / 195 / 295		C	0.7	BMR6A	7421	
706B		F	0.6	BP5ES	6511	
G-153 / G-230 / G-262		F	0.6	B5ES	6410	
TL-10 / TL-12 / TL-14		E	0.6	B5ES	6410	
TL-15		E	0.6	B6S	3510	Q302
TL-545G		E	0.6	B6ES	7310	
TL-545G	Eng.WAUKESHA	E	0.6	B6S	3510	Q302
TL-545G Buda		E	0.6	B-4	3210	
TL-6		E	0.6	B6S	3510	Q302

ALPINA

0-70 / 0-90		C	0.5	BPM7A	7321	
65 Disc Cutter		C	0.5	BPM6A	7021	
160 Green / 180 Jolly / 200 Prof / 232 / 238		B	0.7	BPMR7A	4626	
330 Mini		C	0.5	BPM7A	7321	
332 / 338		B	0.7	BPMR7A	4626	
380 Mini / 432 MiniProf / 438 MiniProf		C	0.5	BPM7A	7321	
540 Isofloat		C	0.5	BPM7A	7321	
540i		C	0.5	BPMR7A	4626	
600i		C	0.5	BPMR7A	4626	
AL3 46 SH / AL6 48 SH / AL6 53 SHQ / AL7 51 SH	Eng.HONDA GCV 160, 160ccm, 1-cyl.	A	0.7	BPR5ES	7422	
AT 5 98 HCK	Eng.KAWASAKI FS 481V, 603ccm, 2-cyl., 14.5hp, V-Twin	A	0.7	BPR4ES	7222	
D / Duplex		B	0.7	BPMR7A	4626	
Elite Stickle Bar		B	0.7	B6S	3510	Q302
F / Flex		B	0.7	BPMR7A	4626	
Forest 120		C	0.5	BPM7A	7321	
MS 540i / MS 600i / MS P 34 / MS P 400 / MS P 450		C	0.7	BPMR7A	4626	
P 34		C	0.8	BPMR7A	4626	
P 540		C	0.5	BPMR7A	4626	
Prof 120		C	0.5	BPM7A	7321	
Prof 200		C	0.7	B6S	3510	Q302
Prof 34 / Prof 41 / Prof 45 / Prof 55		C	0.5	BPM7A	7321	
Prof 56		C	0.8	BPM7A	7321	
Prof 65		C	0.5	BPM7A	7321	
Prof 66 / Prof 70		C	0.8	BPM7A	7321	
Prof 90 / Prof P34 / S		C	0.5	BPM7A	7321	
Vip 20		C	0.5	BPMR7A	4626	
VIP 21 NG		B	0.7	BPMR7A	4626	
Vip 24		C	0.5	BPMR7A	4626	
VIP 25 DG		B	0.7	BPMR7A	4626	
Vip 32		C	0.5	BPMR7A	4626	
VIP 34 / VIP 34 DG / VIP 42 / VIP - 42 DG / VIP 52 / VIP 52 D / VIP 56T / VIP 66T		B	0.7	BPMR7A	4626	





AMERICAN

Economobile		E	0.6	AB-6	2910	
-------------	--	---	-----	------	------	--

AMERICAN COLEMAN

MB-4 Handling aircraft		F	0.6	B-4	3210	
------------------------	--	---	-----	-----	------	--

AMERIND-MACKISSIC

9-P		C	0.8	BR6S	3522	
-----	--	---	-----	------	------	--

ARCTIC CAT

AC 1400 G	119ccm, 3.8hp	D	0.6	BPR6ES	7822	
AC 1800 GD / AC 2200 G		D	0.6	BPR6ES	7822	
AC 2500 G / AC 2500 GD	162ccm, 5.3hp	D	0.6	BPR6ES	7822	
AC 3000 GD2	252ccm, 6.8hp	D	0.6	BPR5HS	6222	
AC 4000 G2 / AC 4000 GD2E	272ccm, 9.0hp	D	0.7	BPR5ES	7422	
AC 7500 GD2E	419ccm, 14.0hp	D	0.5	BR6ES	4922	
AC 750 GT	70ccm, 1.8hp	D	0.6	BPR5HS	6222	

ARIENS

BladeRunner DESP21 / BladeRunner DSP21	Eng.HONDA GCV, 1-cyl., 5.5hp	A	0.7	BPR6ES	7822	
BladeRunner P21 / BladeRunner SP21	Eng.B&S Quantum, 6.5hp	A	0.7	BR2-LM	5798	Q310
Classic LM 21-911170	Eng.KOHLER XT-7.75, 173ccm	A	0.7	BKR5ES	2460	
Classic LM 21S-911193 / Classic LM 21SW- 911194	Eng.KAWASAKI FJ 180V, 179ccm, 1-cyl.	A	0.8	BPR5ES	7422	
HVZ2350	Eng.KOHLER Courage, 23.0hp	A	0.7	BKR5ES	2460	
LM21S	Eng.KAWASAKI, 6.0hp	A	0.6	BMR6A	7421	
LM21SCH	Eng.KAWASAKI FJ 180V, 179ccm, 1-cyl., 5.5hp	A	0.7	BPR5ES	7422	
LM21SW	Eng.KAWASAKI, 6.0hp	A	0.6	BMR6A	7421	
MiniZoom1534	Eng.KOHLER Courage, 15.0hp	A	0.7	BKR5ES	2460	
Pro24 BrushCutter-911707	Eng.B&S, 334ccm, 11.5hp	A	0.7	BKR5ES	2460	
Pro24 HWSP-911703	Eng.B&S, 190ccm	A	0.5	BKR5ES	2460	
RER1028	Eng.B&S, 10.0hp	A	0.7	BR2-LM	5798	Q310
RER10528	Eng.B&S, 10.5hp	A	0.7	BR2-LM	5798	Q310
RER1232	Eng.B&S, 12.0hp	A	0.7	BR2-LM	5798	Q310
RER1450	Eng.B&S, 14.0hp	A	0.7	BR2-LM	5798	Q310
RER14532	Eng.B&S, 14.5hp	A	0.7	BKR5ES	2460	
SportZoom1232	Eng.B&S, 12.0hp	A	0.7	BR2-LM	5798	Q310
Value 21-96146	Eng.HONDA GCV 160, 160ccm, 1-cyl.	A	0.8	BPR6ES	7822	
Value 21- 961468	Eng.B&S 550E, 149ccm	A	0.5	BKR5ES	2460	
Wide Area Walk 34-911413	Eng.B&S, 500ccm, 14.5hp	A	0.7	BKR5ES	2460	
Zoom1540	Eng.KOHLER Courage, 15.0hp	A	0.7	BKR5ES	2460	
Zoom1640	Eng.B&S, 16.0hp	A	0.7	BKR5ES	2460	
Zoom1740	Eng.KOHLER Courage, 17.0hp	A	0.7	BKR5ES	2460	
Zoom1840 / Zoom1840XL / Zoom1844XL	Eng.KOHLER Courage, 18.0hp	A	0.7	BKR5ES	2460	
Zoom1944	Eng.KOHLER Command, 19.0hp	A	0.7	BKR5ES	2460	
Zoom2044XL / Zoom2044XLP	Eng.KOHLER Courage, 20.0hp	A	0.7	BKR5ES	2460	
Zoom2148	Eng.KOHLER, 21.0hp	A	0.7	BKR5ES	2460	
Zoom2148XL	Eng.KOHLER, 21.0hp, Twin	A	0.7	BKR5ES	2460	





Stock No.

Quick No.

ARIENS

Zoom2348XL / Zoom2348XLP / Zoom2350	Eng.KOHLER Courage, 23.0hp	A	0.7	BKR5ES	2460	
Zoom2352	Eng.KOHLER, 23.0hp, Twin	A	0.7	BKR5ES	2460	
Zoom2552XL / Zoom2560XL	Eng.KOHLER, 25.0hp	A	0.7	BKR5ES	2460	
Zoom 34-915157	Eng.B&S, 500ccm, 14.5hp	A	0.7	BKR5ES	2460	
ZoomMZ1434 / ZoomMZ1534 / ZoomMZ1540	Eng.KOHLER Courage, 15.0hp	A	0.7	BKR5ES	2460	




AS-MOTOR

AS 120 A / AS 120 C / AS 120 D / AS 165 A / AS 165 D / AS 165 E / AS 165 F / AS 165 G / AS 165 H / AS 165 I / AS 165 K / AS 165 L / AS 165 M / AS 165 N		A	0.6	B6HS	4510	Q203
AS 21 165-2 / AS 21 165-3-Kat		A	0.5	B6HS-5	6154	
AS 21 4T	Eng.B&S 850 I/C, 4.4hp	A	0.5	BKR5ES	2460	
AS 21 AH4 / AS 21 AH6 / AS 21 AH9 / AS 21 H3 / AS 21 H6 / AS 26 AH4 / AS 26 AH6 / AS 26 AH8 / AS 26 AH9 / AS 26 AH 9-3-Kat / AS 26 H4 / AS 26 H6 / AS 26 H8 / AS 28 4 Enduro-Kat		A	0.5	B6HS-5	6154	
AS 420 4T	Eng.B&S Series 850 IC, (32418050001), 190ccm, 1-cyl., 4.3hp, 2018→	A	0.7	BKR5E	7938	
AS 42 B 6 / AS 45 B 2-2 / AS 45 B 3 A / AS 45 B 4-Kat		A	0.5	B6HS-5	6154	
AS 460 Clip A	Eng.LONCIN LC1P65FA, (29217100001), 159ccm, 1-cyl., 3.7hp, 2017→	A	0.7	BPR6HS	7022	Q214
AS 46 B 1 / AS 46 B 2		A	0.5	B6HS-5	6154	
AS 470 4T A	Eng.B&S Series 850 IC, (32218050001), 190ccm, 1-cyl., 4.3hp, 2018→	A	0.7	BKR5E	7938	
AS 480 2T-Kat		A	0.6	B6HS	4510	Q203
AS 480 2T MK-Kat		A	0.5	B6HS-5	6154	
AS 50 WeedHex	Eng.B&S 850 I/C, 4.3hp	A	0.5	BKR5ES	2460	
AS 510 2T A	Eng.AS-MOTOR 165, 4.6hp	A	0.5	B6HS-5	6154	
AS 510 4T A	Eng.B&S 850 I/C, 4.3hp	A	0.5	BKR5ES	2460	
AS 530 2T-Kat		A	0.6	B6HS	4510	Q203
AS 530 2T MK-Kat		A	0.5	B6HS-5	6154	
AS 530 4T MK		A	0.7	BPR6ES	7822	
AS 530 Clip A	Eng.LONCIN LC1P70FA, (28417100001), 196ccm, 1-cyl., 4.2hp, 2017→	A	0.7	BPR6HS	7022	Q214
AS 53 120		A	0.5	B6HS-5	6154	
AS 531 2T MK B	Eng.AS-MOTOR 165, 4.3hp	A	0.5	B6HS-5	6154	
AS 53 165		A	0.5	B6HS-5	6154	
AS 53 4T	Eng.B&S 850 I/C, 4.3hp	A	0.5	BKR5ES	2460	
AS 53 B1 / AS 53 B1R / AS 53 B3 / AS 53 B4-Kat / AS 53 B5 / AS 53 B5-Kat / AS 53 B5R / AS 53 B6 RB-Kat / AS 53 B8		A	0.5	B6HS-5	6154	
AS 560 KM / AS 620 KM		A	0.9	BPR6ES	7822	
AS 63 2T	Eng.AS-MOTOR 165 ES, 6.1hp	A	0.7	BR6HS	4200	Q209
AS 63 4T	Eng.B&S 850 I/C, 5.0hp	A	0.5	BKR5ES	2460	
AS 63 4T	Eng.HONDA GXV 160, 163ccm, 1-cyl., 4.3hp	A	0.7	BPR5ES	7422	
AS 65 2T Enduro-Kat		A	0.5	B6HS-5	6154	

ASTRON

150 / 200 / 250		B	0.7	BMR6A	7421	
AS-110	Eng.YAMAHA	B	0.8	B5HS	4210	
E202	Eng.KAWASAKI K 12AD, 1.2hp	B	0.6	BM6A	5921	



				Tool* 				Stock No.	Quick No.
ASTRON									
E-203DC	Eng.TF22-DVXC, 23ccm	B	0.8	BM6A	5921				
HT-470	Eng.TG18-DVXC, 18ccm	B	0.8	BM6A	5921				
HT-766	Eng.KAWASAKI K 12AD, 1.2hp	B	0.6	BM6A	5921				
HT-767T	Eng.TF22-DVXC, 23ccm	B	0.8	BM6A	5921				
HT-830	Eng.KAWASAKI K 12AD, 1.2hp	B	0.6	BM6A	5921				
HT-838	Eng.TF22-DVXC, 23ccm	B	0.8	BM6A	5921				
KFS4-12AD / KFS4-24DX	Eng.KAWASAKI K 12AD, 1.2hp	B	0.7	BM6A	5921				
KFS4T-25G	Eng.TG25-DX, 25ccm	B	0.7	BMR6A	7421				
PK 2500F		B	0.7	BMR6A	7421				
PK-2500G	Eng.TG25-DX, 25ccm	B	0.7	BM6A	5921				
PK 2860G		B	0.7	BMR6A	7421				
PK-2860G	Eng.TG28-DXC, 29ccm	B	0.7	BM6A	5921				
PK 3330G		B	0.7	BMR6A	7421				
Pro 750E	Eng.KAWASAKI TA-33, 1.2hp	B	0.7	BM6A	5921				
PS-35302		B	0.7	BPMR7A	4626				
S-160ED-8		B	0.7	BMR6A	7421				
Super 100 / Super 150 / Super 160	Eng.SHINGU ST-16	B	0.7	BM6A	5921				
ATCO									
GTL 48HR 4WD	Eng.B&S Intek 8240, 724ccm, 2-cyl., 18.5hp, Air cooled, V-Twin	E	0.7	BR2-LM	5798	Q310			
LINER 19SE V / Quattro 19SE	Eng.B&S 675 IS Series, 163ccm, 3.5hp	A	0.7	BR2-LM	5798	Q310			
Standard 14" B1	Eng.Villiers Mk 6C, 147ccm, 1.5hp, Air cooled	E	0.8	B5HS	4210				
Standard 18" E1	Eng.Villiers Mk 6C, 147ccm, 1.5hp, Air cooled	E	0.8	AB-6	2910				
Standard Models (J.A.P Engines)	Eng.JAP	A	0.6	B5HS	4210				
ATIKA									
BAE 30		B	0.6	BPMR7A	4626				
BKS 38 A / BKS 45		C	0.6	BPMR7A	4626				
BT 25		B	0.5	BPMR7A	4626				
AUTOMOTIVE									
GLF / GLT / GMF		E	0.6	AB-6	2910				
BAD-BOY MOWERS									
AOS	Eng.B&S Vanguard, 35.0hp, Air cooled	A	0.7	BKR5ES	2460				
LightningZ	Eng.B&S Vanguard, 32.0hp, Air cooled	A	0.7	BKR5ES	2460				
PupSeries	Eng.B&S Vanguard, 23.0hp, Air cooled	A	0.7	BKR5ES	2460				
ZTSeries	Eng.B&S Intek, 26.0hp, Air cooled	A	0.7	BKR5ES	2460				
BEAIRD-POULAN									
Line 2600	350ccm	B	0.6	BM4A	5628				
Line 770		B	0.6	BMR6A	7421				
BEAR CAT									
73455 / 74455	Eng.HONDA, 5.5hp	B	0.8	BPR6ES	7822				
BERNARD									
BM 230.0 / BM 230.1 / BM 236.3 / BM 441.3 / BM 651.3		C	0.6	BMR6A	7421				



Tool*







Stock No.

Quick No.

BERTOLINI

020	Eng.HONDA GX 25, 25ccm, 1-cyl., 0.8hp	E	0.7	CMR5H	7599	
110	Eng.EMAK K 700 H, 5.4hp	E	0.8	BPR6ES	7822	
120	Eng.EMAK K 800 H, 196ccm, 1-cyl., 5.7hp	E	0.7	BPR6ES	7822	
120	Eng.HONDA GX 160, 163ccm, 1-cyl., 4.8hp	E	0.8	BPR6ES	7822	
140	Eng.HONDA GX 160, 163ccm, 1-cyl., 4.8hp	E	0.7	BPR6ES	7822	
140 / 141	Eng.HONDA GX 270, 270ccm, 1-cyl., 8.4hp	E	0.7	BPR6ES	7822	
190 E	Eng.EMAK K 700 H, 5.4hp	E	0.8	BPR6ES	7822	
195	Eng.EMAK K 800 HT, 196ccm, 1-cyl., 5.7hp	E	0.8	BPR6ES	7822	
201-E	Eng.HONDA GC 160, 160ccm, 1-cyl.	E	0.7	BPR6ES	7822	
202-E	Eng.EMAK K 800 H, 196ccm, 1-cyl., 5.7hp	E	0.8	BPR6ES	7822	
202-H	Eng.HONDA GC 160, 160ccm, 1-cyl., 4.6hp	E	0.7	BPR6ES	7822	
202 S	Eng.EMAK K 800 H, 196ccm, 1-cyl., 5.7hp	E	0.7	BPR6ES	7822	
202 S	Eng.HONDA GP 160, 1-cyl., 4.8hp	E	0.8	BPR6ES	7822	
202 S	Eng.HONDA GX 160, 163ccm, 1-cyl., 4.8hp	E	0.8	BPR6ES	7822	
204 S	Eng.EMAK K 800 HC, 196ccm, 1-cyl., 5.7hp	E	0.8	BPR6ES	7822	
215	Eng.EMAK K 800 H, 196ccm, 1-cyl., 5.7hp	E	0.7	BPR6ES	7822	
215	Eng.HONDA GX 160, 163ccm, 1-cyl., 4.8hp	E	0.8	BPR6ES	7822	
316-EasyCult 70	Eng.HONDA GX 340, 337ccm, 1-cyl., 9.5hp	E	0.7	BPR6ES	7822	
400	Eng.EMAK K 700 H, 5.4hp	E	0.8	BPR6ES	7822	
401	Eng.HONDA GC 160, 160ccm, 1-cyl., 4.6hp	E	0.7	BPR6ES	7822	
401-H / 401-H-EasyCult 50	Eng.HONDA GX 160, 163ccm, 1-cyl., 4.8hp	E	0.7	BPR6ES	7822	
401-H-EasyMow 95 / 401-H-EasySnow 100 / 401-H-EasySweep 80	Eng.HONDA GC 160, 160ccm, 1-cyl., 4.6hp	E	0.7	BPR6ES	7822	
401 S	Eng.EMAK K 800 H, 196ccm, 1-cyl., 5.7hp	E	0.7	BPR6ES	7822	
401 S	Eng.HONDA GX 160, 163ccm, 1-cyl., 4.8hp	E	0.8	BPR6ES	7822	
403	Eng.HONDA GX 200, 196ccm, 1-cyl., 5.8hp	E	0.7	BPR6ES	7822	
403-H-EasyCult 60 / 403-H-GX 200	Eng.HONDA GX 200, 196ccm, 1-cyl., 5.5hp	E	0.7	BPR6ES	7822	
405 S	Eng.EMAK K 800 H, 196ccm, 1-cyl., 5.7hp	E	0.7	BPR6ES	7822	
405 S	Eng.HONDA GX 200, 196ccm, 1-cyl., 5.8hp	E	0.8	BPR6ES	7822	
407 S	Eng.EMAK K 800 H, 196ccm, 1-cyl., 5.7hp	E	0.7	BPR6ES	7822	
407 S	Eng.HONDA GX 200, 196ccm, 1-cyl., 5.8hp	E	0.8	BPR6ES	7822	
410-H-EasyCult 60	Eng.HONDA GX 270, 270ccm, 1-cyl., 8.0hp	E	0.7	BPR6ES	7822	
411	Eng.HONDA GX 270, 270ccm, 1-cyl., 8.4hp	E	0.7	BPR6ES	7822	
411	Eng.HONDA GX 340, 337ccm, 1-cyl., 10.7hp	E	0.7	BPR6ES	7822	
411-H / 411-H-EasyCult 60	Eng.HONDA GX 270, 270ccm, 1-cyl., 8.0hp	E	0.7	BPR6ES	7822	



			 Tool*			Stock No.	Quick No.
BERTOLINI							
411-H-EasyCult 70	Eng.HONDA GX 340, 337ccm, 1-cyl., 9.5hp	E	0.7	BPR6ES	7822		
411-H-GX 270	Eng.HONDA GX 270, 270ccm, 1-cyl., 8.0hp	E	0.7	BPR6ES	7822		
411-H-GX 340	Eng.HONDA GX 340, 337ccm, 1-cyl., 9.5hp	E	0.7	BPR6ES	7822		
413 S	Eng.HONDA GX 270, 270ccm, 1-cyl., 8.4hp	E	0.7	BPR6ES	7822		
413 S / 417 S	Eng.HONDA GX 340, 337ccm, 1-cyl., 10.7hp	E	0.7	BPR6ES	7822		
BTR 1750 D-ProTrans	Eng.HONDA GX 160, 163ccm, 1-cyl., 4.8hp	E	0.7	BPR6ES	7822		
BTR 270 V-EasyTrans	Eng.HONDA GCV 135, 135ccm, 1-cyl., 3.5hp	E	0.7	BPR6ES	7822		
BTR 340	Eng.HONDA GCV 160, 160ccm, 1-cyl., 4.4hp	E	0.7	BPR5ES	7422		
BTR 340	Eng.EMAK K 650, 159ccm, 1-cyl., 3.7hp	E	0.8	BPR6ES	7822		
BTR 450 / BTR 550 / BTR 550 D	Eng.HONDA GX 160, 163ccm, 1-cyl., 4.8hp	E	0.7	BPR6ES	7822		
BTS 50	Eng.HONDA GX 200, 196ccm, 1-cyl., 5.5hp	E	0.7	BPR6ES	7822		
BTS 65	Eng.HONDA GX 270, 270ccm, 1-cyl., 8.0hp	E	0.7	BPR6ES	7822		
BTS 80	Eng.HONDA GX 340, 337ccm, 1-cyl., 10.7hp	E	0.7	BPR6ES	7822		
BLACK & DECKER							
BDP 175 / BDP 185 / BDP 285 / BDP 385 / CS 26012 / CS 31014 / CS 31016 / GB 155		B	0.7	BMR6A	7421		
BLITZ							
27 D / 27 S / 27 T / 33 S / 33 T / 40 S / 40 T		B	0.6	BPMR7A	4626		
B 100 / B 100F / B 300 / B 304 / B 34 / B 35 / B 38 / B 400 / B 404 / B 42 / B 45 / B 50 / B 500 / B 502 / B 504 / B 52 / B 54 / B 55 / B 60 / B 600 / B 64 / B 701 / B 702 / B 80 / B 800 / B 802 / B 804 / XB502		C	0.5	BPMR7A	4626		
BLUEBIRD							
H23E / H27E		B	0.6	BM7A	6521		
BOBCAT							
42311H Fastcat RZ42	Eng.B&S, 23.0hp, V-Twin	A	0.7	BKR5ES	2460		
932007G / 933007G / 933305G	Eng.KAWASAKI FS 481V, 603ccm, 2-cyl., 14.5hp, V-Twin	A	0.7	BPR4ES	7222		
933307G	Eng.KAWASAKI FS 541V, 603ccm, 2-cyl., V-Twin	A	0.7	BPR4ES	7222		
934007G	Eng.KAWASAKI FS 481V, 603ccm, 2-cyl., 14.5hp, V-Twin	A	0.7	BPR4ES	7222		
934306G / 934307G / 934332G	Eng.KAWASAKI FS 541V, 603ccm, 2-cyl., V-Twin	A	0.7	BPR4ES	7222		
935308G / 935333G	Eng.KAWASAKI FS 600V, 603ccm, 2-cyl., V-Twin	A	0.7	BPR4ES	7222		
942297H Fastcat Pro SE 36	Eng.KAWASAKI FX 541V, 603ccm, 2-cyl., V-Twin	A	0.7	BPR4ES	7222		
942298H Fastcat Pro SE 48	Eng.KAWASAKI FX 600V, 603ccm, 2-cyl., V-Twin	A	0.7	BPR4ES	7222		
942299H Fastcat Pro SE 52	Eng.KAWASAKI FX 651V, 726ccm, 2-cyl., V-Twin	A	0.7	BPR4ES	7222		
942302H Fastcat Pro SE 42	Eng.KAWASAKI FX 600V, 603ccm, 2-cyl., V-Twin	A	0.7	BPR4ES	7222		
942315H Fastcat RZ 52	Eng.KAWASAKI FR 651V, 726ccm, 2-cyl., V-Twin	A	0.7	BPR4ES	7222		
942316J Fastcat RZ 61	Eng.KAWASAKI FR 691V, 726ccm, 2-cyl., V-Twin	A	0.7	BPR4ES	7222		



Stock No.

Quick No.

BOBCAT

942406H Fastcat Pro 52	Eng.KAWASAKI FX 691V, 726ccm, 2-cyl., V-Twin	A	0.7	BPR4ES	7222	
942407J Fastcat Pro 61	Eng.KAWASAKI FX 730V, 726ccm, 2-cyl., V-Twin	A	0.7	BPR4ES	7222	
942408H Fastcat Pro 52	Eng.KOHLER ECV 730, EFI	A	0.7	BKR5ES	2460	
942409J Fastcat Pro 61	Eng.KOHLER ECV 749, EFI	A	0.7	BKR5ES	2460	
942501J Procat 52 / 942502J Procat 61	Eng.KAWASAKI FX 730V, 726ccm, 2-cyl., V-Twin	A	0.7	BPR4ES	7222	
942504J Procat 61 / 942506J Procat 52 / 942507J Procat 61 / 942508J Procat 72	Eng.KAWASAKI FX 801V, 852ccm, 2-cyl., V-Twin	A	0.7	BPR4ES	7222	
942509J / 942511J	Eng.GENERAC OHVI LP	A	1.0	BKR5ES	2460	
942514J Predator-Pro 61 / 942515J Predator-Pro 61	Eng.KAWASAKI FX 921V-DFI, 999ccm, 2-cyl., V-Twin	A	0.7	BPR5ES	7422	
942516J Predator-Pro DFI 72	Eng.KAWASAKI FX 1000V, 999ccm, 2-cyl., V-Twin	A	0.7	BPR5ES	7422	
942517J Procat 48	Eng.KAWASAKI FX 651V, 726ccm, 2-cyl., V-Twin	A	0.7	BPR4ES	7222	
942519J Predator-Pro 72	Eng.KAWASAKI FX 921V-DFI, 999ccm, 2-cyl., V-Twin	A	0.7	BPR5ES	7422	
942520J Procat SE52	Eng.KOHLER Command Pro CV 680	A	0.7	BKR5ES	2460	
942521J Procat SE61	Eng.KOHLER Command Pro CV 740	A	0.7	BKR5ES	2460	
942522J Procat SE 52	Eng.KAWASAKI FX 651V, 726ccm, 2-cyl., V-Twin	A	0.7	BPR4ES	7222	
942523J Procat SE 61	Eng.KAWASAKI FX 730V, 726ccm, 2-cyl., V-Twin	A	0.7	BPR4ES	7222	
942524J	Eng.GENERAC OHVI LP	A	1.0	BKR5ES	2460	
942525J Procat 52	Eng.KOHLER ECH 730, EFI	A	0.7	BKR5ES	2460	
942526J Procat 61	Eng.KOHLER ECV 749, EFI	A	0.7	BKR5ES	2460	
942600 CRZ48	Eng.KAWASAKI FR 600V, 603ccm, 2-cyl., 17.0hp, V-Twin	A	0.7	BPR4ES	7222	
942601 CRZ52 / 942602 CRZ61	Eng.KAWASAKI FR 651V, 726ccm, 2-cyl., V-Twin	A	0.7	BPR4ES	7222	
DMG950G	Eng.B&S, 31.0hp	A	0.8	BKR5E	7938	

BOLENS

11A-B06R765	Eng.B&S, 140ccm	A	0.5	BKR5ES	2460	
11A-020L765	Eng.B&S, 148ccm	A	0.7	BKR5ES	2460	
13W1762F065 / 13W1762F265	Eng.B&S, 13.5hp	A	0.7	BKR5ES	2460	
3300 / 5500 / 5600 / 5700		C	0.7	B-4L	3112	
BL110 / BL160	25ccm, EZ Pull	B	0.6	BPMR6F	1270	
GK Model 960		E	0.6	AB-6	2910	
HH140	Eng.TECUMSEH, 14.0hp	A	0.6	BR6HS	4200	Q209
HH160	Eng.TECUMSEH, 16.0hp	A	0.6	BR6HS	4200	Q209
Remington RM2510 Rustler / Remington RM2520 / Remington RM2560 / Remington RM2570	25ccm	B	0.6	BPMR6F	1270	
Remington RM5118R	51ccm	C	0.6	BPMR6F	1270	
Remington RM5520R	55ccm	C	0.6	BPMR6F	1270	








BRIGGS & STRATTON

Home Standby G140 / Home Standby G80 / Promax 3500A / Promax 7500EA / Promax 9000EA	Eng.B&S Vanguard	D	0.9	BKR5ES	2460	
---	------------------	---	-----	--------	------	--

BRILL

102 / 16 / 122 / 20	Eng.B&S	A	0.8	BCPR5ES	6130	
Auto Max 4 TB / Brillmobil	Eng.B&S	A	0.7	BR2-LM	5798	Q310
Crossover 102/16 H / Crossover 92/16 H	Eng.HONDA GCV 530, 530ccm, 2-cyl., 15.4hp	A	0.7	BPR5ES	7422	
Grande	Eng.B&S	A	0.7	BR2-LM	5798	Q310



      						
BRILL						
Grande 46 / King 46 N / King 46 R / King H2TA	Eng.ASPERA ENGINES(TECNA)	A	0.7	BR4-LM	4133	
King H4TB	Eng.B&S	A	0.7	BR2-LM	5798	Q310
Lord 4TS46 / Monarch 56 / Prinz 40M	Eng.TECUMSEH	A	0.7	BR4-LM	4133	
Prinz H4TB / Roto Baron	Eng.B&S	A	0.7	BR2-LM	5798	Q310
Roto Fox / Roto Fox 46	Eng.ASPERA ENGINES(TECNA)	A	0.7	BR4-LM	4133	
Roto Lord 4TS / Roto-Master 35 / Roto Rapid 4TB	Eng.B&S	A	0.7	BR2-LM	5798	Q310
Steelline Plus 46 XL RH	Eng.HONDA GCV 160, 160ccm, 1-cyl., 3.8hp	A	0.7	BPR5ES	7422	
Steelline Plus 46 XL RH	Eng.HONDA GCV 135, 135ccm, 1-cyl., 4.5hp	A	0.7	BPR6ES	7822	
BRUSHKING						
BK 100		B	0.8	BR4-LM	4133	
BK 32 / BK 32 LT		B	0.8	BPMR6A	6726	
BK 49		B	0.8	BPMR7A	4626	
BK 85		B	0.8	BR4-LM	4133	
BUNTON						
Estate Pro	Eng.B&S Intek, 18.3hp, V-Twin	A	0.8	BKR5E	7938	
BUSH HOG						
CZ2149	Eng.KAWASAKI FH 641V, 675ccm, 2-cyl., 21.0hp, V-Twin	A	0.7	BPR4ES	7222	
CZ2349 / CZ2355	Eng.KOHLER Command Pro CV 23S, 23.0hp	A	0.7	BKR5ES	2460	
CZ2555 / CZ2561	Eng.KAWASAKI FH 721V, 675ccm, 2-cyl., 25.0hp, V-Twin	A	0.7	BPR4ES	7222	
CZ2561	Eng.KOHLER Command Pro CV 730, 25.0hp	A	0.7	BKR5ES	2460	
EC2555KH2 / EC2561KH2	Eng.KOHLER Courage Pro SV 830, 25.0hp	A	0.7	BKR5ES	2460	
EC2761KH2	Eng.KOHLER Courage Pro SV 840, 27.0hp	A	0.7	BKR5ES	2460	
ES1744B	Eng.B&S Intek, 17.5hp	A	0.7	BKR5ES	2460	
ES2044KH4	Eng.KOHLER Courage Pro SV 710S, 20.0hp	A	0.7	BKR5ES	2460	
ES2052H	Eng.HONDA GXV 620, 614ccm, 2-cyl., 20.0hp, V-Twin	A	0.8	BPR5ES	7422	
ES2052KH4	Eng.KOHLER Courage SV 710S, 20.0hp	A	0.7	BKR5ES	2460	
ES2344B / ES2352B	Eng.B&S ELS, 23.0hp, V-Twin	A	0.7	BKR5ES	2460	
ES2352KH4	Eng.KOHLER Courage Pro SV 820S, 23.0hp	A	0.7	BKR5ES	2460	
ES2552KH4	Eng.KOHLER Courage Pro SV 830, 25.0hp	A	0.7	BKR5ES	2460	
HS1736B / HS1742B	Eng.B&S Intek, 17.5hp	A	0.7	BKR5ES	2460	
HS1836B / HS1842B	Eng.B&S Intek, 18.0hp, V-Twin	A	0.7	BKR5ES	2460	
HS2042K	Eng.KOHLER Courage SV 710, 20.0hp, V-Twin	A	0.7	BKR5ES	2460	
PZ2555K / PZ2561	Eng.KAWASAKI FH 721V, 675ccm, 2-cyl., 25.0hp, V-Twin	A	0.7	BPR4ES	7222	
PZ2755 / PZ2761KH3	Eng.KOHLER Command Pro CV 740, 27.0hp	A	0.7	BKR5ES	2460	
PZ3061KH3 / PZ3073KH3	Eng.KOHLER Command Pro CV 750, 30.0hp	A	0.7	BKR5ES	2460	
RS2650B	Eng.B&S Professional Series, 26.0hp	A	0.7	BKR5ES	2460	
CAMPBELL-HAUSFELD						
2000 / 3000 / 3001 / 3002 / 3003		C	0.8	BMR6F	2144	



Tool*



Stock No.

Quick No.

CANADIANA

CL 61750 R	Eng.B&S 750 Snow Series	E	0.9	BCPR5ES	6130	
CL 61900 R	Eng.B&S 900 Snow Series	E	0.9	BCPR5ES	6130	
CL 841650 S	Eng.B&S 1650 Snow Series	E	0.9	BCPR5ES	6130	
CM 691150 E	Eng.B&S 1150 Snow Series	E	0.9	BCPR5ES	6130	
CM 741450 HE	Eng.B&S 1450 Snow Series	E	0.9	BCPR5ES	6130	
CS 55800 E	Eng.B&S 800 Snow Series	E	0.9	BCPR5ES	6130	

CANYCOM

CM 1401 / CM 141 / CM 142	Eng.SUBARU EX 40, 14.0hp	A	0.7	BR6HS	4200	Q209
CM 185 / CM 186	Eng.SUBARU EH 63, 18.0hp	A	0.9	BPR5ES	7422	
CM 223	Eng.SUBARU EH 65, 22.0hp	A	0.9	BP6ES	7811	
CM 226	Eng.SUBARU EH 65, 22.0hp	A	0.9	BPR5ES	7422	
CMX 222	Eng.SUBARU EH 65, 22.0hp	A	0.9	BP6ES	7811	
CMX 227	Eng.SUBARU EH 65, 22.0hp	A	0.9	BPR5ES	7422	








CASAL

M 112 / M 113		A	1.0	BZ7HS-10	3579	
M 131 / M 132 / M 136 / M 137 / M 140 / M 147 / M 148 / M 149 / M 151 / M 153 / M 196 / M 197		A	0.7	BR6HS	4200	Q209
M 233 / M 234		A	0.7	BR9ES	5722	Q208

CASE IH

159G / 188G / 301G / 377G		E	0.6	AB-6	2910	
1665	Eng.CHRYSLER, 3/8" Reach	E	0.6	BP6S	3111	
Baler 130 / Baler 133 / Baler 135 / Baler 140 / Baler 169 / Baler 177 / Baler 200 / Baler 220 / Baler 230 / Baler 330T / Baler 330W / Baler MT		E	0.6	AB-6	2910	
Baler NAP 2 / Baler NAP 3		E	0.6	B6S	3510	Q302
Baler NC / Baler NCM / Baler NL / Baler NT		E	0.6	AB-6	2910	
Combine 1000	Eng.HERCULES	E	0.6	B6S	3510	Q302
Combine 1010 / Combine 1060	Eng.CHRYSLER HB 318, 3/8"	E	0.6	BP6S	3111	
Combine 1060	Eng.CHRYSLER LH 318, 3/4"	E	0.6	BP5ES	6511	
Combine 1160	Eng.CHRYSLER HB 318, 3/8"	E	0.6	BP6S	3111	
Combine 1160 / Combine 1660	Eng.CHRYSLER LH 318, 3/4"	E	0.6	BP5ES	6511	
Combine 700	Eng.CHRYSLER H 225	E	0.6	B6ES	7310	
Combine 77 / Combine 80 / Combine 88		E	0.6	AB-6	2910	
Combine 900 / Combine 960	Eng.CHRYSLER H 225	E	0.6	B6ES	7310	
Excavator 210 / Excavator 310 / Excavator 320 / Excavator 420 / Excavator 430 / Excavator 500 / Forage Harvesters 200 / Forage Harvesters C2, 200		E	0.6	AB-6	2910	
LI		E	0.6	B6S	3510	Q302
Loader M3 / Loader MB3 / Loader W10 / Loader W10B / Loader W3 / Loader W5 / Loader W7 / Loader W8 / Loader W8B / Loader W9 / Loader W9A / Loader W9B		E	0.6	AB-6	2910	
M3 / MB3	(Ø 14 mm)	E	0.6	AB-6	2910	
SI		E	0.6	B6S	3510	Q302
Skid Steer 1530 / Skid Steer 1537	(Ø 18 mm)	E	0.6	AB-6	2910	
Skid Steer 1818	(Ø 14 mm)	E	0.6	TR5	2238	
Skid Steer 1825	(Ø 14 mm)	E	0.6	B5ES	6410	
Skid Steer 1835C	(Ø 18 mm)	E	0.6	AB-6	2910	
Skid Steer 1835C	Eng.NISSAN A 12, 25.0hp	E	0.6	B5ES	6410	
Skid Steer 1835C	Eng.ONANA, 18.0hp, Twin	E	0.6	TR5	2238	
Skid Steer 1835C	(Ø 14 mm)	E	0.7	BPR4ES	7222	
Skid Steer 210 / Skid Steer 310 / Skid Steer 320 / Skid Steer 420 / Skid Steer 430	(Ø 18 mm)	E	0.6	AB-6	2910	



      						
CASE IH						
Skid Steer 800		E	0.6	AB-6	2910	
Terraloader W10	(Ø 18 mm)	E	0.6	AB-6	2910	
TM20	48.0hp	F	0.7	BPR4ES	7222	
Tractor 430 / Tractor 431 / Tractor 435 / Tractor 440 / Tractor 441 / Tractor 445 / Tractor 470		E	0.6	AB-6	2910	
Tractor 500 / Tractor 500LK / Tractor 520 / Tractor 530 / Tractor 600 / Tractor 620 / Tractor 680	(Ø 18 mm)	E	0.6	AB-6	2910	
Tractor 731 / Tractor 732 / Tractor 733 / Tractor 734 / Tractor 740 / Tractor 741 / Tractor 742 / Tractor 743 / Tractor 744 / Tractor 770		E	0.6	AB-6	2910	
Tractor 800	(Ø 18 mm)	E	0.6	AB-6	2910	
Tractor 830 / Tractor 831 / Tractor 832 / Tractor 833 / Tractor 840 / Tractor 841 / Tractor 843 / Tractor 870 / Tractor 910 / Tractor 930 / Tractor 970		E	0.6	AB-6	2910	
Tractor CI / Tractor DI	(Ø 18 mm)	E	0.6	AB-6	2910	
Tractor GT		E	0.6	AB-6	2910	
Tractor LAI / Tractor LI	(Ø 18 mm)	E	0.6	AB-6	2910	
Tractor LI / Tractor SI	(Ø 14 mm)	E	0.6	B6S	3510	Q302
Tractor VAI / Tractor VI	(Ø 18 mm)	E	0.6	AB-6	2910	
Tractor VI	(Ø 14 mm)	E	0.6	B6S	3510	Q302
VI		E	0.6	B6S	3510	Q302
W10B / W3 / W5 / W7 / W8 / W8B / W9 / W9A / W9B	(Ø 18 mm)	E	0.6	AB-6	2910	
Windrowers 1050 / Windrowers 1140 / Windrowers 1150 / Windrowers 1155 / Windrowers 650 / Windrowers 655 / Windrowers 820 / Windrowers 855 / Windrowers 950		E	0.6	AB-6	2910	
CASTELGARDEN						
XA 50 BS	Eng.B&S 675 EXi series, 163ccm, 3.5hp	A	0.7	BR2-LM	5798	Q310
CASTOR						
C-35 / C-40 / C40E / C-70 / C-70S / C90 / CP-120		C	0.5	BPM7A	7321	
CP-55 / CP-65		C	0.5	BPMP7A	4626	
CP-90 / Tropical 120		C	0.5	BPM7A	7321	
CATERPILLAR						
824	(Ø 18 mm)	E	0.6	AB-6	2910	
824	(Ø 14 mm)	E	0.7	BP-4	2911	
834	(Ø 18 mm)	E	0.6	AB-6	2910	
834	(Ø 14 mm)	E	0.7	BP-4	2911	
1404	Eng.HERCULES G 1600	F	0.6	B6S	3510	Q302
1404w	Eng.HERCULES G 1600	D	0.6	B6S	3510	Q302
13000		D	0.6	B6S	3510	Q302
D11000	(Ø 18 mm)	D	0.6	AB-6	2910	
D11000	(Ø 14 mm)	D	0.7	BP-4	2911	
D13000	(Ø 18 mm)	D	0.6	AB-6	2910	
D13000	(Ø 14 mm)	D	0.7	BP-4	2911	
D17000	(Ø 18 mm)	D	0.6	AB-6	2910	
D17000	(Ø 14 mm)	D	0.7	BP-4	2911	
D2	(Ø 18 mm)	E	0.6	AB-6	2910	
D2	(Ø 14 mm)	E	0.7	BP-4	2911	
D311	(Ø 18 mm)	D	0.6	AB-6	2910	
D311	(Ø 14 mm)	D	0.7	BP-4	2911	
D315	(Ø 18 mm)	D	0.6	AB-6	2910	
D315	(Ø 14 mm)	D	0.7	BP-4	2911	
D318	Normal, (Ø 18 mm)	D	0.6	AB-6	2910	
D318	Spezial, (Ø 14 mm)	D	0.6	BM6A	5921	



Tool*



Stock No.

Quick No.

CATERPILLAR

D318	Normal, (Ø 14 mm)	D	0.7	BP-4	2911	
D320	(Ø 18 mm)	E	0.6	AB-6	2910	
D320	(Ø 14 mm)	E	0.7	BP-4	2911	
D326	(Ø 18 mm)	E	0.6	AB-6	2910	
D326	(Ø 14 mm)	E	0.7	BP-4	2911	
D337	(Ø 18 mm)	E	0.6	AB-6	2910	
D3400 / D353 / D375 / D379	(Ø 18 mm)	D	0.6	AB-6	2910	
D379	(Ø 14 mm)	D	0.7	BP-4	2911	
D397	(Ø 18 mm)	D	0.6	AB-6	2910	
D397	(Ø 14 mm)	D	0.7	BP-4	2911	
D398	(Ø 18 mm)	D	0.6	AB-6	2910	
D398	(Ø 14 mm)	D	0.7	BP-4	2911	
D4	(Ø 18 mm)	E	0.6	AB-6	2910	
D4	(Ø 14 mm)	E	0.7	BP-4	2911	
D4400 / D4600	(Ø 18 mm)	D	0.6	AB-6	2910	
D4C		E	0.6	BP5S	3011	
D6	(Ø 18 mm)	E	0.6	AB-6	2910	
D6	(Ø 14 mm)	E	0.7	BP-4	2911	
D6600		E	0.7	BP-4	2911	
D6B		E	0.6	BP5S	3011	
D7	(Ø 18 mm)	E	0.6	AB-6	2910	
D7	(Ø 14 mm)	E	0.7	BP-4	2911	
D7700		E	0.7	BP-4	2911	
D8	(Ø 18 mm)	E	0.6	AB-6	2910	
D8	(Ø 14 mm)	E	0.7	BP-4	2911	
D8800		E	0.7	BP-4	2911	
D8801		E	0.6	AB-6	2910	
D9	(Ø 18 mm)	E	0.6	AB-6	2910	
D9	(Ø 14 mm)	E	0.7	BP-4	2911	
DW10 / DW15 / DW20 / DW21		E	0.6	AB-6	2910	
F163 / F227 / RD4	(Ø 18 mm)	E	0.6	AB-6	2910	
RD4	(Ø 14 mm)	E	0.7	BP-4	2911	
T 30B		F	0.9	BP5S	3011	
T 30D	Eng.PEUGEOT	E	0.6	BP5ES	6511	
T 35B / T 40B / T 45B / T 50B / T 55B / T 60B / V 30C / V 35C / V 40C / V 45C / V 50C		F	0.9	BP5S	3011	
V 80E		F	0.7	BPR4ES	7222	

CHAMPION

LM4122	Eng.CHAMPION CHAMPION G120VK/1, 123ccm, 1-cyl., 3.0hp, Air cooled	A	0.7	BPR7ES	2023	
LM5127	Eng.B&S, 146ccm, 1-cyl., 3.5hp, Air cooled	A	0.7	BPR7ES	2023	
LM5127BS	Eng.B&S, 125ccm, 1-cyl., 2.8hp, Air cooled	A	0.7	BKR5ES	2460	
LM5345BS	Eng.B&S, 163ccm, 1-cyl., 6.0hp, Air cooled	A	0.7	BKR5E	7938	
LM5347	Eng.CHAMPION G200VK/1, 196ccm, 1-cyl., 6.0hp, Air cooled	A	0.7	BPR7ES	2023	
LM5347EBS	Eng.B&S BS675IS, 163ccm, 1-cyl., 6.0hp, Air cooled	A	0.7	BKR5ES	2460	

CHIEF

D15		C	0.8	BMR6A	7421	
D35		C	0.8	BR6S	3522	





Stock No.

Quick No.

CHIEF

E75 / E95		C	0.8	BMR6A	7421	
-----------	--	---	-----	-------	------	--

CHRYSLER POWER BEE

50000 / 50002 / 50004 / 50006 / 50012 / 50014	4.3hp	D	1.0	B-4	3210	
50052 / 50054	3.3hp	D	0.8	BM6A	5921	
50056	2.0hp	D	0.8	BM6A	5921	
51001	3.0hp	D	0.8	B6S	3510	Q302
51005 / 51007 / 51009 / 51011	3.0hp	D	1.0	B-4	3210	
58011	4.0hp	D	0.8	B-6L	3212	
58021	4.0hp	D	0.8	B6S	3510	Q302
58023 / 58029 / 58031 / 58033 / 58035	4.0hp	D	1.0	B-4	3210	
58037	4.0hp	D	0.8	B6S	3510	Q302
58039 / 58041 / 58043 / 58045 / 58047 / 58049 / 58051 / 58053	4.0hp	D	1.0	B-4	3210	
61001 / 61002	7.5hp	D	0.8	B6HS	4510	Q203
61005 / 61006	5.5hp	D	0.8	B6HS	4510	Q203
61010	4.7hp	D	0.8	B6HS	4510	Q203
61012	8.0hp	D	0.8	B6HS	4510	Q203
70019 / 70033 / 70037 / 70039 / 70041	5.0hp	D	1.0	B-4	3210	
82001 / 82002	10.0hp	D	0.8	B6HS	4510	Q203
82003	7.0hp	D	0.8	B6HS	4510	Q203
82005 / 82006	6.2hp	D	0.8	B6HS	4510	Q203
82007	6.5hp	D	0.8	B6HS	4510	Q203
82008 / 82009 / 82010	6.2hp	D	0.8	B6HS	4510	Q203
82011	6.5hp	D	0.8	B6HS	4510	Q203
82017 / 82019 / 82021 / 82023	6.2hp	D	0.8	B6HS	4510	Q203
82026 / 82027	7.0hp	D	0.8	B6HS	4510	Q203
82029	6.5hp	D	0.8	B6HS	4510	Q203
82030	7.0hp	D	0.8	B5HS	4210	
82031	6.5hp	D	0.8	B6HS	4510	Q203
82032 / 82033 / 82034 / 82036	7.0hp	D	0.8	B6HS	4510	Q203
82038 / 82039	10.0hp	D	0.8	B6HS	4510	Q203

CIFARELLI

Nuvola C3 / Nuvola L-80		B	0.7	BPMR7A	4626	
-------------------------	--	---	-----	--------	------	--

CLARK

6Clipper		E	0.6	AB-6	2910	
C500		F	0.7	BPR4ES	7222	
C500-100 / C500-120 / C500-130 / C500-150 / C500-20 / C500-25 / C500-30 / C500-40 / C500-55		F	0.6	AB-6	2910	
C500-60 / C500-70 / C500-80 / C500-90		F	0.7	BPR4ES	7222	
Car Loader		E	0.6	AB-6	2910	
CL 20 / CL 30 / CL 40 / CL 50		F	0.6	AB-6	2910	
Clark 75		E	0.6	B6S	3510	Q302
Clarkat / Clarkette / Clarklift C60 / Clarklift C70 / Clarklift C80		F	0.6	AB-6	2910	
Clark-Ross Y200 Truck		E	0.6	B6S	3510	Q302
Clarktor		E	0.6	AB-6	2910	
Clarktor 120 / Clarktor 6 / Clarktor CFY / Clarktor CY		E	0.6	B6S	3510	Q302
GCS12 / GCS15	Eng.MITSUBISHI 4G32	F	0.7	BPR4ES	7222	
GCS17	Eng.MITSUBISHI 4G54	F	0.7	BPR4ES	7222	
GCS175 / GCS20	Eng.MITSUBISHI 4G32	F	0.7	BPR4ES	7222	
GCS20 / GCS22	Eng.MITSUBISHI 4G54	F	0.7	BPR4ES	7222	
GCS25	Eng.MITSUBISHI 4G32	F	0.7	BPR4ES	7222	





Tool*



Stock No.

Quick No.

CLARK

GCS25	Eng.MITSUBISHI 4G54	F	0.7	BPR4ES	7222	
GCS27	Eng.MITSUBISHI 4G32	F	0.6	BPR4ES	7222	
GCS27	Eng.MITSUBISHI 4G54	F	0.7	BPR4ES	7222	
GCS30	Eng.MITSUBISHI 4G32	F	0.6	BPR4ES	7222	
GCS30	Eng.MITSUBISHI 4G54	F	0.7	BPR4ES	7222	
GPS12 / GPS15	Eng.MITSUBISHI 4G32	F	0.7	BPR4ES	7222	
GPS20 / GPS22 / GPS25 / GPS27 / GPS30	Eng.MITSUBISHI 4G54	F	0.7	BPR4ES	7222	
HYL150		F	0.6	B6S	3510	Q302
IT50	Eng.FORD, 300ci., (Ø 18 mm)	F	0.6	AR6FS	3323	
IT50	Eng.FORD, 300ci., (Ø 14 mm)	F	0.6	B6ES	7310	
IT60	Eng.FORD, 300ci., (Ø 18 mm)	F	0.6	AR6FS	3323	
IT60	Eng.FORD, 300ci., (Ø 14 mm)	F	0.6	B6ES	7310	
IT70	Eng.FORD, 300ci., (Ø 18 mm)	F	0.6	AR6FS	3323	
IT70	Eng.FORD, 300ci., (Ø 14 mm)	F	0.6	B6ES	7310	
IT80	Eng.FORD, (Ø 14 mm)	F	0.6	B6ES	7310	
Planeloader		E	0.6	BR6S	3522	
Ranger 150 / Ranger 200 / Ranger 300		E	0.6	B6S	3510	Q302
S100		F	0.7	BPR4ES	7222	
Series 71F	Eng.FORD, (Conical Seat / (Ø 18 mm)	F	0.6	AB-6	2910	
Series 71F	Eng.FORD, (Conical Seat/ (Ø 14 mm)	F	0.8	WR5	2438	
Series 71H		F	0.6	B6S	3510	Q302
Series 81	Eng.HERCULES	F	0.6	B6S	3510	Q302
Utilitruc		E	0.6	AB-6	2910	
Yardlift 100 / Yardlift 180 / Yardlift 20 / Yardlift 40 / Yardlift 60		F	0.6	AB-6	2910	
Yardlist 150 / Yardlist 260		F	0.6	B6S	3510	Q302
Yarklift 100 / Yarklift 180 / Yarklift 20 / Yarklift 40 / Yarklift 60		F	0.6	AB-6	2910	
YL 150 / YL 350		F	0.6	B6S	3510	Q302

CLINTON

412 / 413 / 492 / 494 / 498 / 499 / A-300 / C-700		A	0.5	B4-LM	3410	
Chief		A	0.7	BR6S	3522	
ChiefEdger		A	0.6	B-2	3110	
D 15 / D 25	3.0hp, 1962→1965	C	0.8	BM6A	5921	
D 35 / D 55	6.0hp, 1962→1978	C	0.8	BR6S	3522	
D 65	6.0hp, 1962→1978	C	0.8	B6S	3510	Q302
D-700		A	0.5	B4-LM	3410	
E10	1965→, 3.6 ci.	C	0.7	BM7A	6521	
E-1290 / E-65		A	0.5	B4-LM	3410	
E 75 / E 95	1965→, 4.48 ci.	C	0.8	BM6A	5921	
V-1000 / V-1100 / V-1200 / VS-1000 / VS-1100 / VS-1200 / VS-300 / VS-900		A	0.5	B4-LM	3410	

COMET

D4		C	0.8	BMR6A	7421	
D51		C	0.7	B-6L	3212	
D58		C	0.8	BMR6A	7421	

COMPANION

MS1 / MS2 / RS1 / RS2		C	0.6	BR6HS	4200	Q209
-----------------------	--	---	-----	-------	------	------

CONTINENTAL

700 / 800 / 900 / 1100 / 1200 / AA / AC / AD / AU / AV / AW		E	0.6	B6S	3510	Q302
---	--	---	-----	-----	------	------





CONTINENTAL

F4124 / F4140 / F4162 / F4163 / F6226 / G134 / G157 / G176		D	0.6	AB-6	2910	
G193		D	0.6	B6S	3510	Q302

CONVERTIBLE

1700	Eng.KOHLER CV 17, 17.0hp, V-Twin	A	0.7	BKR5ES	2460	
2000	Eng.KOHLER CV 20, 20.0hp, V-Twin	A	0.7	BKR5ES	2460	
2200	Eng.KOHLER CV 22, 22.0hp, V-Twin	A	0.7	BKR5ES	2460	
2500	Eng.KOHLER CV 25, 25.0hp, V-Twin	A	0.7	BKR5ES	2460	

COUNTRY CLIPPER

Challenger	Eng.KOHLER Command, 27.0hp	A	0.7	BKR5ES	2460	
Challenger	Eng.KAWASAKI FS 730V, 726ccm, 2-cyl., 24.0hp, V-Twin	A	0.8	BPR4ES	7222	
Charger	Eng.KOHLER Command, 27.0hp	A	0.7	BKR5ES	2460	
Charger	Eng.KAWASAKI FX 801V, 852ccm, 2-cyl., 25.5hp, V-Twin	A	0.8	BPR4ES	7222	
Defender	Eng.KOHLER Command, 27.0hp	A	0.7	BKR5ES	2460	
Defender	Eng.KAWASAKI FX 801V, 852ccm, 2-cyl., 25.5hp, V-Twin	A	0.8	BPR4ES	7222	
Defender	Eng.KAWASAKI FX 1000V, 999ccm, 2-cyl., 35.0hp, V-Twin	A	0.8	BPR5ES	7422	
Edge	Eng.KOHLER Courage, 27.0hp	A	0.7	BKR5ES	2460	
Edge	Eng.KAWASAKI FR 651V, 726ccm, 2-cyl., 21.5hp, V-Twin	A	0.8	BPR4ES	7222	
Edge XLT	Eng.KAWASAKI FS 730V, 726ccm, 2-cyl., 24.0hp, V-Twin	A	0.8	BPR4ES	7222	
Trek	Eng.KAWASAKI, 15.0hp, V-Twin	A	0.6	BCPR6ES	2330	
Wrangler	Eng.KOHLER Courage, 22.0hp	A	0.7	BKR5ES	2460	
Wrangler	Eng.KAWASAKI FR 651V, 726ccm, 2-cyl., 21.5hp, V-Twin	A	0.8	BPR4ES	7222	

CRAMER

3000 / 4000 / B		E	0.6	BPR6ES	7822	
Cara 38 / Cara 47	Eng.HONDA GP 160, 1-cyl., 4.8hp	A	0.7	BPR6ES	7822	
Cara 47	Eng.HONDA GX 160, 163ccm, 1-cyl., 4.8hp	A	0.7	BPR6ES	7822	
Cara 60	Eng.HONDA GP 160, 1-cyl., 4.8hp	A	0.7	BPR6ES	7822	
Cara 60	Eng.HONDA GX 160, 163ccm, 1-cyl., 4.8hp	A	0.7	BPR6ES	7822	
Cara 60 T	Eng.HONDA GP 160, 1-cyl., 4.8hp	A	0.7	BPR6ES	7822	
Cara 60 T	Eng.HONDA GX 160, 163ccm, 1-cyl., 4.8hp	A	0.7	BPR6ES	7822	
CM 60		E	0.6	BR4HS	3322	
Combi Cut B / Garden Cut 4000		E	0.7	BPR6ES	7822	
HS 450		E	0.6	BPR6ES	7822	
HS 450 BE		E	0.7	BPR6ES	7822	
KM 100 G	Eng.HONDA GCV 160, 160ccm, 1-cyl., 4.4hp	E	0.7	BPR5ES	7422	
KM 100H	Eng.HONDA GCV 135, 135ccm, 1-cyl., 4.5hp	E	0.8	BKR6E	6962	





Stock No.

Quick No.

CRAMER

KM 70 G / KM 80G	Eng.HONDA GCV 135, 135ccm, 1-cyl., 4.5hp	E	0.9	BPR6ES	7822	
KM 80H	Eng.HONDA GCV 160, 160ccm, 1-cyl.	E	0.8	BKR6E	6962	
KM domus X	Eng.HONDA GCV 135, 135ccm, 1-cyl., 3.5hp	E	0.7	BPR6ES	7822	
KM HVR plus 100 / KM HVR plus 120 / KM HVR plus 140 / KM HVR plus 80	Eng.HONDA GXV 340, 337ccm, 1-cyl., 8.9hp	E	0.7	BPR5ES	7422	
LS 3500		E	0.6	BR4HS	3322	
LS 4000 SW / LS 4000 VLG	Eng.HONDA GX 160, 163ccm, 1-cyl., 4.8hp	E	0.7	BPR6ES	7822	
LS 5000		E	0.7	BPR6ES	7822	
LS 5000 H		E	0.6	BR4HS	3322	
LS 5000 HSW		E	0.7	BPR6ES	7822	
LS 5000 XP	Eng.HONDA GX 160, 163ccm, 1-cyl., 4.8hp	E	0.7	BPR6ES	7822	
LS 9000 HBS / LS Compact / Tera Cut 3000		E	0.7	BPR6ES	7822	
Terra Cut 4000	Eng.HONDA GP 160, 1-cyl., 4.8hp	E	0.8	BPR6ES	7822	

CROWN

Commando 218 / Commando 220 / Commando 221 / Commando 221 S / Commando 221 V / Commando 418 / Commando 420 / Commando 421		A	0.7	BR4-LM	4133	
---	--	---	-----	--------	------	--

CUB CADET

19EHC / 24HC	26ccm	B	0.7	BPMR7A	4626	
40HC		B	0.7	BPMR7A	4626	
55		A	0.8	BMR6A	7421	
60 / 70 / 71		A	0.7	BR6S	3522	
072R		A	0.7	BR2-LM	5798	Q310
72 / 73		A	0.7	BR6S	3522	
75 / 76 / 80 / 81 / 85		A	0.8	BMR6A	7421	
86		A	0.7	BR6S	3522	
100 / 102 / 104 / 105 / 106 / 107 / 108		A	0.7	B-6L	3212	
108R		A	0.7	BR2-LM	5798	Q310
109		A	0.7	B-6L	3212	
111		A	0.8	BMR6A	7421	
123 / 124 / 125 / 126 / 127 / 128 / 129 / 147 / 149		A	0.7	B-6L	3212	
149R		A	0.7	BR2-LM	5798	Q310
182 / 282 / 382 / 482		A	0.8	BMR6A	7421	
582		A	0.7	BR6S	3522	
702R		A	0.7	BR2-LM	5798	Q310
800		A	0.7	B-6L	3212	
899E / 899R		A	0.7	BR2-LM	5798	Q310
982		A	0.8	TR4	3754	
1000		A	0.7	B-6L	3212	
1030		A	0.7	BR2-LM	5798	Q310
1100 / 1200		A	0.7	B-6L	3212	
1225 / 1238		A	0.7	BR2-LM	5798	Q310
1325 / 1330		A	0.8	BKR5E	7938	
1430		A	0.8	BPR4FS	1127	
1440		A	0.8	BKR5E	7938	
1450		A	0.7	B-6L	3212	
1641		A	0.8	BKR5E	7938	
1650		A	0.7	B-6L	3212	
1730 / 1861 / 1862		A	0.8	BPR4FS	1127	





Stock No.

Quick No.

CUB CADET

1863 / 1864		A	0.8	BKR5E	7938	
2082		A	0.8	BPR4FS	1127	
2084 / 2086 / 2182 / 2284		A	0.8	BKR5E	7938	
4814R		A	0.7	B-6L	3212	
4815F / 4816F / 5416R / 5418F / AGS2130		A	0.8	BKR5E	7938	
AGS2140		A	0.7	BPR4HS	7823	
AGS2150 / AGS2155 / AGS2160		A	0.8	BKR5E	7938	
CC46ES / CC550ES	Eng.CUB CADET, 173ccm	A	0.7	BKR5ES	2460	
CC760	Eng.B&S, 344ccm	A	0.7	BKR5ES	2460	
CC760ES	Eng.CUB CADET, 420ccm	A	0.7	BKR5ES	2460	
CC94M	Eng.CUB CADET, 173ccm	A	0.7	BKR5ES	2460	
CC98H	Eng.HONDA GCV 160, 160ccm, 1-cyl.	A	0.8	BPR5ES	7422	
CC98M	Eng.CUB CADET, 173ccm	A	0.7	BKR5ES	2460	
CC999E3	Eng.B&S 775, 175ccm	A	0.5	BKR5ES	2460	
Grizzly 4016		A	0.8	BKR5E	7938	
GT1054 Pro.	Eng.KOHLER, 27.0hp, V-Twin	A	0.7	BKR5ES	2460	
GT2000	Eng.KOHLER Command, 20.0hp, V-Twin	A	0.7	BKR5ES	2460	
GT2100	Eng.KOHLER Command, 23.0hp, V-Twin	A	0.7	BKR5ES	2460	
GTX1054 Pro.	Eng.KOHLER, 27.0hp, V-Twin	A	0.7	BKR5ES	2460	
GTX2000	Eng.KOHLER Command, 20.0hp, V-Twin	A	0.7	BKR5ES	2460	
GTX2100	Eng.KOHLER Command, 23.0hp, V-Twin	A	0.7	BKR5ES	2460	
HDS2135		A	0.8	BKR5E	7938	
HDS2145		A	0.7	BPR4HS	7823	
HDS2155 / HDS2165 / HDS2185		A	0.8	BKR5E	7938	
LGT1050 Pro.	Eng.KOHLER, 25.0hp, V-Twin	A	0.7	BKR5ES	2460	
LGT1054 Pro.	Eng.KOHLER, 26.0hp, V-Twin	A	0.7	BKR5ES	2460	
LGTX1050 Pro.	Eng.KOHLER, 25.0hp, V-Twin	A	0.7	BKR5ES	2460	
LGTX1054 Pro.	Eng.KOHLER, 27.0hp, V-Twin	A	0.7	BKR5ES	2460	
LTX1040 Pro. Grade	Eng.KOHLER, 1-cyl., 19.0hp	A	0.7	BKR5ES	2460	
LTX1042KH Pro	Eng.KOHLER Courage, 22.0hp, V-Twin	A	0.7	BKR5ES	2460	
LTX1042KW Pro.	Eng.KAWASAKI, 18.0hp, V-Twin	A	0.8	BPR4ES	7222	
LTX1045 Pro. Grade	Eng.KOHLER, 1-cyl., 20.0hp	A	0.7	BKR5ES	2460	
LTX1046KW Pro.	Eng.KAWASAKI, 21.5hp, V-Twin	A	0.8	BPR4ES	7222	
LTX1046M Pro	Eng.KOHLER, 22.0hp, V-Twin	A	0.7	BKR5ES	2460	
LTX1050KH Pro.	Eng.KOHLER, 24.0hp, V-Twin	A	0.7	BKR5ES	2460	
LTX1050KW Pro. Grade	Eng.KAWASAKI, 23.0hp, V-Twin	A	0.8	BPR4ES	7222	
P418 / PS520		A	0.7	BR2-LM	5798	Q310
RXT46 Pro. / RZT42 Pro.	Eng.KOHLER Courage, 22.0hp, V-Twin	A	0.7	BKR5ES	2460	
RZT50-KH Pro. / RZT50-KW Pro.	Eng.KOHLER Courage, 23.0hp, V-Twin	A	0.7	BKR5ES	2460	
RZT54-KH Pro.	Eng.KOHLER Courage, 24.0hp, V-Twin	A	0.7	BKR5ES	2460	
RZT54-KW Pro.	Eng.KOHLER Courage, 23.0hp, V-Twin	A	0.7	BKR5ES	2460	
RZT Riders	Eng.B&S, 22.0hp	A	0.8	BKR5E	7938	
RZTS42 Pro.	Eng.KOHLER Courage, 22.0hp, V-Twin	A	0.7	BKR5ES	2460	





Tool*



Stock No.

Quick No.

CUB CADET

RZTS46 Pro.	Eng.KOHLER Courage, 23.0hp, V-Twin	A	0.7	BKR5ES	2460	
RZTS50 Pro. / RZTS54 Pro.	Eng.KOHLER Courage, 25.0hp, V-Twin	A	0.7	BKR5ES	2460	
S621	Eng.KAWASAKI, 6.5hp	A	0.8	BPR5ES	7422	
SC100 / SC500	Eng.CUB CADET, 159ccm	A	0.8	BPR5ES	7422	
SC500E	Eng.CUB CEDET, 173ccm	A	0.8	BPR5ES	7422	
SC500HW / SC500Z	Eng.CUB CADET, 159ccm	A	0.8	BPR5ES	7422	
SC621 / SC621E		A	0.7	BR2-LM	5798	Q310
SE26 / SE26-C		B	0.7	BPMR7A	4626	
SR621 / SRC621 / SRE621	Eng.KAWASAKI, 6.5hp	A	0.8	BPR5ES	7422	
SRX95	Eng.ONANA E 140H	A	0.7	BPR4HS	7823	
SRX95	Eng.KOHLER K 181, 8.0hp	A	0.7	BR2-LM	5798	Q310
SRX95	Eng.B&S Intek	A	0.8	BKR5E	7938	
SRX95	Eng.B&S Vanguard	A	0.8	BKR5E	7938	
SRX95	Eng.YANMAR 322	A	0.8	BPR6ES	7822	
SRX95	Eng.ONANA 316	A	0.8	TR4	3754	
SRX95	Eng.ONANA 318	A	0.8	TR4	3754	
SRX95	Eng.ONANA 420	A	0.8	TR4	3754	
ST23 / ST23-C / ST26 / ST26-C / ST35 / ST35-C		B	0.7	BPMR7A	4626	
Tank LZ54	Eng.KOHLER Command, 25.0hp, V-Twin	A	0.7	BKR5ES	2460	
Tank LZ60 KH	Eng.KOHLER Command, 27.0hp, V-Twin	A	0.7	BKR5ES	2460	
Tank LZ60 KW	Eng.KAWASAKI FX, 27.0hp	A	0.8	BPR4ES	7222	
Tank M72-KW	Eng.KAWASAKI, 35.0hp, V-Twin	A	0.8	BPR5ES	7422	
Tank SZ48	Eng.KOHLER Command, 23.0hp, V-Twin	A	0.7	BKR5ES	2460	
Tank SZ60	Eng.KAWASAKI FX, 27.0hp	A	0.8	BPR4ES	7222	
Zforce48	Eng.KOHLER Courage Pro, 22.0hp, V-Twin	A	0.7	BKR5ES	2460	
Zforce54	Eng.KOHLER Courage Pro, 24.0hp, V-Twin	A	0.7	BKR5ES	2460	
ZforceS48 Pro	Eng.KAWASAKI, 21.5hp, V-Twin	A	0.8	BPR4ES	7222	
ZforceS54 Pro	Eng.KAWASAKI, 23.0hp, V-Twin	A	0.8	BPR4ES	7222	
ZforceS60 Pro	Eng.KAWASAKI, 24.0hp, V-Twin	A	0.8	BPR4ES	7222	

CUSHMAN

Cushman	22.0hp	E	0.7	UR4	6630	
OMC 218		A	1.0	WR5	2438	
OMC M109 / OMC M218		E	0.8	WR5	2438	








DANARM

110 / 110 Auto / 125 / 125 Auto		C	0.8	BR6S	3522	
1-36 / 1-36MKII / 1-36SS / 1-71 / 1-71SS / 2-36 / 2-36SS / 36AV / 55 / 55 LH / 55 RH / 76		C	0.7	BM7A	6521	
TM 10C / TM 20		B	0.7	BMR6A	7421	
TM 30B		B	0.6	BM4A	5628	
Tornado 18E / Tornado 24E / Tornado 33E / Tornado 40E / Tornado 50E / Whipper 16 Mk3 / Whipper 18 E		B	0.7	BMR6A	7421	

DAVIS

Task Force 700 Trencher		F	0.6	AB-6	2910	
--------------------------------	--	---	-----	-------------	-------------	--



      						
DAYTON						
2Z-461 / 2Z-573 / 4Z-022		C	0.6	BMR6A	7421	
4Z-251 / 4Z-251 A		C	0.6	BPMR6A	6726	
4Z-252		C	0.8	BMR7A	4226	
023 / 023B / 109 / 109C / 462 / 463 / 463B / 760 / 970 / 970B / 971		C	0.6	BMR6A	7421	
DERBI						
3230		C	0.6	BMR6A	7421	
3835		C	0.5	BM7A	6521	
5240		C	0.6	BMR6A	7421	
6240		C	0.5	BM7A	6521	
DERBY						
Colt	Eng.KOHLER Command, 23.0hp	A	0.7	BKR5ES	2460	
Morgan	Eng.B&S, 20.0hp	A	0.7	BKR5ES	2460	
Pacer	Eng.B&S, 13.0hp	A	0.7	BKR5ES	2460	
DISSTON						
DA211		C	0.8	BR6S	3522	
DH120 / DO-100 / DO-101		C	0.6	B6S	3510	Q302
G11AY / KB6AY / KB7AY		C	0.8	BR6S	3522	
DIXIE CHOPPER						
1942, Zee 1	Eng.B&S Intek XRD, 19.5hp	A	0.7	BKR5ES	2460	
2142, Zee 2	Eng.KAWASAKI FR 651V, 726ccm, 2-cyl., 21.0hp, V-Twin	A	0.7	BPR4ES	7222	
2244R Magnum	Eng.KAWASAKI FS 651V, 726ccm, 2-cyl., 22.0hp, V-Twin	A	0.7	BPR4ES	7222	
2250HP Magnum HP	Eng.KAWASAKI FX 691V, 726ccm, 2-cyl., 22.0hp, V-Twin	A	0.7	BPR4ES	7222	
2250R Magnum	Eng.KAWASAKI FS 651V, 726ccm, 2-cyl., 22.0hp, V-Twin	A	0.7	BPR4ES	7222	
2348, Zee 1	Eng.B&S Intek XRD, 23.0hp	A	0.7	BKR5ES	2460	
2348HP Zee 2	Eng.KAWASAKI FS 691V, 726ccm, 2-cyl., 23.0hp, V-Twin	A	0.7	BPR4ES	7222	
2350 EFI Magnum HP	Eng.KOHLER ECV 680, 23.0hp, EFI	A	0.7	BKR5ES	2460	
2354, Zee 2	Eng.KAWASAKI FR 691V, 726ccm, 2-cyl., 23.0hp, V-Twin	A	0.7	BPR4ES	7222	
2354HP- Zee 2	Eng.KAWASAKI FS 691V, 726ccm, 2-cyl., 23.0hp, V-Twin	A	0.7	BPR4ES	7222	
2460HP Magnum HP	Eng.KAWASAKI FX 730V, 726ccm, 2-cyl., 23.5hp, V-Twin	A	0.7	BPR4ES	7222	
2460R Magnum	Eng.KAWASAKI FS 730V, 726ccm, 2-cyl., 24.0hp, V-Twin	A	0.7	BPR4ES	7222	
2660 Silver Eagle	Eng.KOHLER ECV 749, 26.0hp, EFI	A	0.7	BKR5ES	2460	
2744 Silver Eagle / 2750 Silver Eagle	Eng.GENERAC GTV 760, 27.0hp	A	0.7	BKR5ES	2460	
2750W Classic T&W	Eng.GENERAC GTV 760, 27.0hp	A	0.7	BKR5ES	2460	
2750T Classic T&W	Eng.KAWASAKI FX 850V, 852ccm, 2-cyl., 27.0hp, V-Twin	A	0.7	BPR4ES	7222	
2760 Silver Eagle	Eng.GENERAC GTV 760, 27.0hp	A	0.7	BKR5ES	2460	
2760W Classic T&W	Eng.GENERAC GTV 760, 27.0hp	A	0.7	BKR5ES	2460	
2760KW Silver Eagle	Eng.KAWASAKI FX 850V, 852ccm, 2-cyl., 27.0hp, V-Twin	A	0.7	BPR4ES	7222	
2760T Classic T&W	Eng.KAWASAKI FX 850V, 852ccm, 2-cyl., 27.0hp, V-Twin	A	0.7	BPR4ES	7222	



Tool*



Stock No.

Quick No.

DIXIE CHOPPER

3356 XCaliber 4X4 / 3360H / 3360W Classic T&W / 3366 / 3372HP Classic / 3374 Xcaliber	Eng.GENERAC GTV 990, 33.0hp	A	0.7	BKR5ES	2460	
3560T Classic T&W	Eng.KAWASAKI FX 1000V, 999ccm, 2-cyl., 35.0hp, V-Twin	A	0.7	BPR5ES	7422	
5474 XCaliber Twin 2X	Eng.GENERAC GTV 760, 27.0hp	A	0.7	BKR5ES	2460	
SilverEagle	Eng.KOHLER, 18.0hp	A	0.7	BKR5ES	2460	
WB22 / WB24	Eng.B&S, 6.8hp	A	0.7	BKR5ES	2460	
WB36	Eng.KOHLER, 15.0hp	A	0.7	BKR5ES	2460	
XWF3000-60	Eng.KOHLER, 30.0hp	A	0.7	BKR5ES	2460	

DIXON

D160H22	Eng.HONDA GCV 160, 160ccm, 1-cyl.	A	0.8	BPR5ES	7422	
D20KH42	Eng.KOHLER Courage, 20.0hp	A	0.7	BKR5ES	2460	
D21KH26	Eng.KOHLER Courage, 21.0hp	A	0.7	BKR5ES	2460	
D2246YT	Eng.KOHLER Courage, 22.0hp, V-Twin	A	0.7	BKR5ES	2460	
D26KH48	Eng.KOHLER Courage, 26.0hp, V-Twin	A	0.7	BKR5ES	2460	
DX148	Eng.KAWASAKI FX 651V, 726ccm, 2-cyl., 20.5hp, V-Twin	A	0.8	BPR4ES	7222	
DX152	Eng.KAWASAKI FX 691V, 726ccm, 2-cyl., 22.0hp, V-Twin	A	0.8	BPR4ES	7222	
DX161	Eng.B&S 49L977-0110-G1, 28.0hp	A	0.7	BKR5ES	2460	
DX161	Eng.KAWASAKI FX 730V, 726ccm, 2-cyl., V-Twin	A	0.8	BPR4ES	7222	
DX254	Eng.KAWASAKI FX 751, 852ccm, 2-cyl., 24.5hp, V-Twin	A	0.8	BPR4ES	7222	
DX260 / DX272	Eng.KAWASAKI FX 921V, 999ccm, 2-cyl., 31.0hp, V-Twin	A	0.8	BPR5ES	7422	
Ram 48 ZT	Eng.B&S 44P777-03278-G1, 26.0hp	A	0.7	BKR5ES	2460	
Speed ZTR30	Eng.B&S Intek XRD, 16.5hp	A	0.7	BKR5ES	2460	
Speed ZTR30	Eng.B&S Intek AVS, 16.5hp	A	0.9	BCPR5ES	6130	
Speed ZTR42 SE	Eng.KAWASAKI FR 651V, 726ccm, 2-cyl., 21.5hp, V-Twin	A	0.8	BPR4ES	7222	
Speed ZTR48 SE / Speed ZTR54	Eng.KAWASAKI FR 730V, 726ccm, 2-cyl., 24.0hp, V-Twin	A	0.8	BPR4ES	7222	
Ultra 52	Eng.KOHLER Courage Pro SV 830, 25.0hp, V-Twin	A	0.7	BKR5ES	2460	
Ultra 61	Eng.KOHLER Courage CV 740, 27.0hp	A	0.7	BKR5ES	2460	

DOLMAR

100	Eng.DOLMAR, 13.0hp	C	0.5	BPMR6F	1270	
100s		C	0.5	BPMR6F	1270	
100 Super	Eng.DOLMAR, 13.0hp	C	0.5	BPMR6F	1270	
101		C	0.7	BMR6A	7421	
102	Eng.DOLMAR, 39ccm, 13.0hp	C	0.5	BPMR6F	1270	
103	Eng.DOLMAR, 40ccm	C	0.6	BMR6A	7421	
104		C	0.7	BMR6A	7421	
105	Eng.DOLMAR, 40ccm	C	0.6	BMR6A	7421	
106		C	0.7	BMR6A	7421	
108	Eng.DOLMAR, 40ccm	C	0.6	BMR6A	7421	
109	Eng.DOLMAR, 43ccm	C	0.5	BPMR7A	4626	
109 HappyStart		C	0.5	BPMR7A	4626	





Stock No.

Quick No.

DOLMAR

110	Eng.DOLMAR, 43ccm, 1987→	C	0.5	BPMR7A	4626	
110i	Eng.DOLMAR, 43ccm	C	0.5	BPMR7A	4626	
110i H		C	0.5	BPMR7A	4626	
111 / 111i	Eng.DOLMAR, 51ccm	C	0.5	BPMR7A	4626	
112 / 112 Super / 113 / 113 Super / 114 / 115	Eng.DOLMAR, 52ccm	C	0.5	BPMR7A	4626	
115 H		C	0.5	BPMR7A	4626	
115i	Eng.DOLMAR, 52ccm	C	0.5	BPMR7A	4626	
115i H		C	0.5	BPMR7A	4626	
116	Eng.DOLMAR, 57ccm	C	0.5	BPMR7A	4626	
116i / 116Si / 117 / 118	Eng.DOLMAR, 60ccm	C	0.5	BPMR7A	4626	
118 S		C	0.5	BPM7A	7321	
119 / 120	Eng.DOLMAR, 60ccm	C	0.5	BPMR7A	4626	
120 Si / 120 Super	Eng.DOLMAR, 68ccm	C	0.5	BPMR7A	4626	
121 / 122		C	0.6	BPMR7A	4626	
122 S / 122 SL		C	0.5	BM7A	6521	
123	Eng.DOLMAR, 70ccm	C	0.5	BPMR7A	4626	
128 KMS4	Rotary	C	0.5	BPMR7A	4626	
128		C	0.6	BPMR7A	4626	
128 KMS4		C	0.7	BM7A	6521	
133 / 133 Super	Eng.DOLMAR, 85ccm	C	0.5	BPMR7A	4626	
143	Eng.DOLMAR, 95ccm	C	0.5	BPMR7A	4626	
144 / 152 / 153		C	0.6	BPMR7A	4626	
160		C	0.5	BPMR7A	4626	
166	Eng.DOLMAR, 118ccm	C	0.5	BPMR7A	4626	
308		C	0.5	BPMR7A	4626	
309	Eng.DOLMAR, 70ccm	C	0.5	BPMR6A	6726	
310		C	0.6	BPMR7A	4626	
343	Eng.DOLMAR, 95ccm	C	0.5	BPMR6A	6726	
343 HappyStart		E	0.7	BPMR7A	4626	
BC 210 / BC 212		B	0.5	BMR6F	2144	
BC 250 / BC 330 / BC 400		B	0.5	BPMR6F	1270	
CS-246.4C	25ccm	B	0.5	CMR4A	5474	
CS-246.4 C BC		B	0.7	CMR4A	5474	
G 5800 / G 6100 R		C	0.7	BR7ES	5122	
GE-1100 / GE-1700 I		D	0.6	BMR4A	5728	
GE-2800 IS / GE-2800 L	Eng.SUBARU EX 17	D	0.6	BR6HS	4200	Q209
GE-3200 IS / GE-3200 L	Eng.SUBARU EX 21	D	0.6	BR6HS	4200	Q209
GE-4300 IS / GE-4300 L	Eng.SUBARU EX 27	D	0.6	BR6HS	4200	Q209
GE 5800	Eng.FUJI-ROBIN, 11.0hp	D	0.6	B6ES	7310	
HP 450		D	0.7	BPMR7A	4626	
HT 01 / HT 02		B	0.5	BM7A	6521	
HT-2045D / HT-2062E	Eng.FUJI-ROBIN, 1.1hp	B	0.7	BM7A	6521	
HT-2145D / HT-2162E	Eng.FUJI-ROBIN, 21ccm	B	0.6	BPM7A	7321	
HT-2249D	21ccm	B	0.5	BPMR4A	6028	
HT 2256 D / HT-2256 D / HT 2276 E / HT-2276 E		E	0.6	BMR7A	4226	
HT-2350 D / HT-2360 D / HT-2375 D / HT-2460 / HT-2475		B	0.7	CMR6A	1223	
LT-160		B	0.8	BPMR6F	1270	
LT-210	Eng.FUJI-ROBIN, 21ccm	B	0.6	BPM7A	7321	
LT-250	Eng.FUJI-ROBIN, 25ccm	B	0.6	BM7A	6521	
LT-27		B	0.6	BPMR7A	4626	
LT-30	Eng.DOLMAR, 30ccm	B	0.7	BPMR7A	4626	
ME-246.4		C	0.7	CMR4A	5474	





Stock No.

Quick No.

DOLMAR

MH-246.4 D / MH-246.4 DF / MH-246.4 DS		B	0.7	CMR4A	5474	
MH-2556	25ccm	B	0.6	BMR7A	4226	
MP-245.4 / MP-335.4		E	0.7	CMR6A	1223	
MS-20C	Eng.FUJI-ROBIN, 20ccm, 1.1hp	B	0.6	BM7A	6521	
MS-220 / MS-221		B	0.7	BMR7A	4226	
MS-22C	Eng.FUJI-ROBIN, 21ccm	B	0.6	BPM7A	7321	
MS-2300		B	0.7	BMR7A	4226	
MS-230C / MS-231C	Eng.MITSUBISHI, 23ccm	B	0.5	BPMR8Y	2218	
MS-245.4	25ccm	B	0.8	CMR4A	5474	
MS-245.4C	25ccm	B	0.5	CMR4A	5474	
MS-245.4 CE		B	0.7	CMR4A	5474	
MS-245.4U	25ccm	B	0.5	CMR4A	5474	
MS-245.4 UE		B	0.7	CMR4A	5474	
MS-246.4C	25ccm	B	0.5	CMR4A	5474	
MS-246.4 CE / MS-246.4 U / MS-246.4 UE		B	0.7	CMR4A	5474	
MS-250		B	0.7	BMR7A	4226	
MS-250.4		B	0.6	CMR6A	1223	
MS-2501	Eng.FUJI-ROBIN, 25ccm	B	0.6	BM7A	6521	
MS-251		B	0.7	BMR7A	4226	
MS-2514	Eng.FUJI-ROBIN, 25ccm	B	0.6	CMR6A	1223	
MS-252		B	0.6	BM7A	6521	
MS-252.4 C / MS-252.4 U		B	0.7	CMR6A	1223	
MS-253	Eng.FUJI-ROBIN, 25ccm	B	0.6	BPM7A	7321	
MS-256.4C	25ccm	B	0.5	CMR4A	5474	
MS-25C		B	0.7	BPMR7A	4626	
MS-25U		B	0.6	BPMR6A	6726	
MS-2600		B	0.7	BPMR7A	4626	
MS-260C / MS-260U	Eng.MITSUBISHI, 26ccm	B	0.5	BPMR8Y	2218	
MS-261C	26ccm	B	0.5	BPMR8Y	2218	
MS-261U	Eng.MITSUBISHI, 26ccm	B	0.5	BPMR8Y	2218	
MS-26 C / MS-26 U / MS-27 C / MS-27 U		B	0.6	BPMR7A	4626	
MS-2810	Eng.FUJI-ROBIN, 27ccm, 1.5hp	B	0.5	BM7A	6521	
MS-30C	Eng.DOLMAR, 30ccm	B	0.5	BPMR7A	4626	
MS-30 C		A	0.5	BPMR7A	4626	
MS-30U	Eng.DOLMAR, 30ccm	B	0.5	BPMR7A	4626	
MS-3100		B	0.7	BMR7A	4226	
MS-3200	Eng.FUJI-ROBIN, 31ccm	B	0.5	BPMR7A	4626	
MS-3202 / MS-3202 E		B	0.6	BMR7A	4226	
MS-3210	Eng.DOLMAR, 31ccm	B	0.7	BPMR7A	4626	
MS-3212		B	0.6	BMR7A	4226	
MS-3300	Eng.DOLMAR, 33ccm	B	0.6	BMR7A	4226	
MS-330C / MS-330U / MS-331C / MS-331U	Eng.MITSUBISHI, 33ccm	B	0.5	BPMR8Y	2218	
MS-335.4C	34ccm	B	0.5	CMR4A	5474	
MS-335.4 K / MS-335.4 U		B	0.7	CMR4A	5474	
MS-34 C / MS-34 U		B	0.6	BPMR7A	4626	
MS-352.4 C / MS-352.4 R / MS-352.4 U		B	0.7	CMR6A	1223	
MS-4211		B	0.6	BPMR7A	4626	
MS-430.4 C / MS-430.4 U / MS-4300.4 R / MS-4300.4 U		B	0.7	CMR6A	1223	
MS-430 U		B	0.6	BPMR8Y	2218	
PB 250		E	0.7	BMR7A	4226	
PB-250		E	0.6	BMR7A	4226	





Stock No.

Quick No.

DOLMAR

PB-250.4		E	0.7	CMR6A	1223	
PB 500R		E	0.7	BPMR7A	4626	
PB-7600.4 / PB-7650.4 / PB-7650.4 H		E	0.7	CMR6A	1223	
PB-7660.4 / PB-7660.4 H		E	0.7	CMR6H	3365	
PC-6112 / PC-6114 / PC-6212 HappyStart / PC-6214 HappyStart / PC 6412		E	0.5	BPMR7A	4626	
PC-6412		E	0.7	BPMR7A	4626	
PC-6412 D / PC-6412 S / PC-6414 D / PC-6414 S / PC-7312 D / PC-7312 HappyStart / PC-7312 S / PC 7314		E	0.5	BPMR7A	4626	
PC-7314		E	0.7	BPMR7A	4626	
PC-7314 D / PC-7314 HappyStart / PC-7314 S / PC-7412 / PC-7414		E	0.5	BPMR7A	4626	
PC-7612 V / PC-7614 V		E	0.5	CMR6H	3365	
PC-8114 / PC-8116 / PC-8116 D / PC-8216		E	0.5	BPMR7A	4626	
PD 491		E	0.6	BPMR7A	4626	
PM-4035		A	0.6	B2-LM	1147	
PM-4040 / PM-4045 / PM-43 / PM-4640 HSM / PM-4645 / PM-4645 S / PM-4645 S2 / PM-4645 S2E		A	0.6	BR2-LM	5798	Q310
PM-4645 SE		A	0.6	B2-LM	1147	
PM-4650HS	Eng.HONDA GXV 140, 135ccm, 1-cyl., 5.0hp	A	0.7	BPR6ES	7822	
PM-48 / PM-48 S		A	0.6	BR2-LM	5798	Q310
PM-5355 S / PM-5355 SE		A	0.6	B2-LM	1147	
PM-5360 S3CP		A	0.6	BR2-LM	5798	Q310
PS-32	Eng.DOLMAR, 32ccm	C	0.5	CMR7A	7543	
PS-33 / PS-330		C	0.5	BPMR6F	1270	
PS-3300 TH	Eng.TANAKA, 32ccm	C	0.5	BMR6A	7421	
PS-34	Eng.DOLMAR, 33ccm	C	0.5	BPMR7A	4626	
PS-340 / PS-341	Eng.DOLMAR, 33ccm	C	0.5	BPMR6F	1270	
PS-3410		C	0.5	BPMR7A	4626	
PS-344		C	0.5	BPMR6F	1270	
PS-35 / PS-350	Eng.DOLMAR, 35ccm	C	0.5	BPMR7A	4626	
PS-351	Eng.DOLMAR	C	0.5	CMR7A	7543	
PS-400 / PS-401	Eng.DOLMAR, 39ccm	C	0.5	BPMR6F	1270	
PS-41		C	0.5	BPMR7A	4626	
PS-410 / PS-411		C	0.5	BPMR6F	1270	
PS-420	Eng.DOLMAR, 42ccm	C	0.5	BPMR7A	4626	
PS-421	Eng.DOLMAR, 42ccm	C	0.5	CMR7A	7543	
PS-433		C	0.5	BPMR6F	1270	
PS-45	Eng.DOLMAR, 45ccm	C	0.5	BPMR7A	4626	
PS-460	Eng.DOLMAR, 46ccm	C	0.5	BPMR7A	4626	
PS-4600 / PS-4605 / PS-500 / PS-5000		C	0.5	BPMR7A	4626	
PS-510 / PS-5100S	Eng.DOLMAR, 50ccm	C	0.5	BPMR7A	4626	
PS-5100S	Eng.DOLMAR, 60ccm	C	0.5	BPMR7A	4626	
PS-5105		C	0.5	BPMR7A	4626	
PS-5105H	Eng.DOLMAR, 50ccm	C	0.5	BPMR7A	4626	
PS-540	Eng.DOLMAR, 54ccm	C	0.5	BPMR7A	4626	
PS-6000H / PS-6000i	Eng.DOLMAR, 60ccm	C	0.5	BPMR7A	4626	
PS-6100	Eng.DOLMAR, 61ccm	C	0.5	BPMR7A	4626	
PS-6400	Eng.DOLMAR, 64ccm	C	0.8	BPMR7A	4626	
PS-6800H / PS-6800i	Eng.DOLMAR, 68ccm	C	0.8	BPMR7A	4626	
PS-7300 / PS-7310 / PS-7310H	Eng.DOLMAR, 73ccm	C	0.5	BPMR7A	4626	
PS-7900 / PS-7910 / PS-7910H / PS-7910W / PS-7910XD	Eng.DOLMAR, 79ccm	C	0.5	BPMR7A	4626	
PS-9000 / PS-9010	Eng.DOLMAR, 90ccm	C	0.5	BPMR7A	4626	





Stock No.

Quick No.

DOLMAR

PS-9010i	Eng.DOLMAR	C	0.5	BPMR7A	4626	
PV-4034		A	0.6	BR2-LM	5798	Q310
S6000		C	0.5	BPMR7A	4626	
TM 102.13 / TM 102.17 H / TM 85.13 / TM 85.13 H		A	0.6	BKR5ES	2460	

EATON

8767 / 8768-9		C	0.8	BR6S	3522	
8930 / 8932-3		C	0.6	BMR6A	7421	

ECHO

60S / 80Z / 100		C	0.6	BMR6A	7421	
280EP		C	0.6	BMR6A	7421	
280E		C	0.6	BPMR6A	6726	
290EVL / 300EVL		C	0.6	BPMR6A	6726	
301 / 302 / 302S / 304 / 315 / 330 / 351VL		C	0.6	BMR6A	7421	
400EVL		C	0.6	BPMR6A	6726	
451VL / 452VL		C	0.6	BMR6A	7421	
500EVL		C	0.6	BPMR6A	6726	
510EVL / 550EVL		C	0.6	BPMR7A	4626	
601		C	0.6	BMR6A	7421	
601S / 601SVL / 602EVL		C	0.6	BMR6A	7421	
601EVL		C	0.6	BPMR7A	4626	
602VL / 610EVL / 620VL		C	0.6	BPMR7A	4626	
650EVL		C	0.6	BMR6A	7421	
650EVL / 660EVL / 660EVL		C	0.6	BPMR7A	4626	
701SVL / 701VL		C	0.6	BMR6A	7421	
750EVL		C	0.6	BPMR7A	4626	
801 / 802		C	0.6	BMR6A	7421	
852EVL / 900EVL / 1001VL / 2800 / 3000 / 3400 / 3450 / 3900 / 4000 / 4400 / 4500 / 4600 / 5000 / 6700 / 8000		C	0.6	BPMR7A	4626	
A-14	Eng.B&S, 14.4hp	A	0.7	BCPR5ES	6130	
A-16	Eng.B&S, 16.5hp	A	0.7	BCPR5ES	6130	
A-18	Eng.B&S, 18.0hp	A	0.7	BCPR5ES	6130	
CLS 4600		B	0.6	BPM7A	7321	
CLS-4610		C	0.6	BPM7A	7321	
CS-1001VL		C	0.6	BMR6A	7421	
CS-2510TES / CS-2511TES		C	0.6	CMR7H	3066	
CS-2600 / CS-2600ES / CS-260T / CS-260TES / CS-2700ES / CS-270WES		C	0.6	BPMR7A	4626	
CS-271T	27ccm	C	0.6	BPM8Y	2057	
CS-280C		C	0.6	BPMR8Y	2218	
CS-280EG / CS-280EVL		C	0.6	BMR6A	7421	
CS-280T / CS-280TES / CS-280WES / CS-281WES / CS-281WESC		C	0.6	BPMR8Y	2218	
CS-285EVL / CS-290EVL		C	0.6	BMR6A	7421	
CS-300	30ccm, Serie 02	C	0.6	BPM8Y	2057	
CS-300	30ccm, Serie 04	C	0.6	BPMR8Y	2218	
CS-3000		C	0.6	BPMR7A	4626	
CS-300-14	30ccm, Serie 02	C	0.6	BPM8Y	2057	
CS-300-14	30ccm, Serie 04	C	0.6	BPMR8Y	2218	
CS-300EVL		C	0.6	BPMR6Y	5256	
CS-301	Serie 02-04	C	0.6	BPM8Y	2057	
CS-301	Serie 03	C	0.6	BPMR8Y	2218	
CS-303T	30ccm	C	0.6	BPM8Y	2057	





Tool*



Stock No.

Quick No.

ECHO

CS-305	30ccm	C	0.6	BPMR8Y	2218	
CS-3050 / CS-306		C	0.6	BPMR7A	4626	
CS-30EVL		C	0.6	BMR6A	7421	
CS-310	31ccm	C	0.6	BPM8Y	2057	
CS-310ES		C	0.6	BPMR8Y	2218	
CS-320EVL		C	0.6	BMR6A	7421	
CS-320T / CS-320TES		C	0.6	BPMR8Y	2218	
CS-330EVL		C	0.6	BMR6A	7421	
CS-330T	33ccm	C	0.6	BPMR8Y	2218	
CS-332		C	0.6	BPMR7A	4626	
CS-340	33ccm	C	0.6	BPMR8Y	2218	
CS-3400		C	0.6	BPMR7A	4626	
CS-341	33ccm	C	0.6	BPM8Y	2057	
CS-345	33ccm	C	0.6	BPMR8Y	2218	
CS-3450		C	0.6	BPMR7A	4626	
CS-346	33ccm	C	0.6	BPM8Y	2057	
CS-3500 / CS-3501 / CS-350T / CS-350TES		C	0.6	BPMR7A	4626	
CS-351VL		C	0.6	BMR6A	7421	
CS-351WES		C	0.6	BPMR7A	4626	
CS-352	34ccm	C	0.6	BPM8Y	2057	
CS-352ES		C	0.6	BPMR8Y	2218	
CS-355T	36ccm	C	0.6	BPM8Y	2057	
CS-3600		C	0.6	BPMR7A	4626	
CS-360C		C	0.6	BPMR8Y	2218	
CS-360T	36ccm	C	0.6	BPMR8Y	2218	
CS-360TES / CS-360WES / CS-361C / CS-361WES		C	0.6	BPMR8Y	2218	
CS-370	36ccm	C	0.6	BPM8Y	2057	
CS-3700 / CS-3700ES		C	0.6	BPMR7A	4626	
CS-370ES		C	0.6	BPMR8Y	2218	
CS-3900		C	0.6	BPM6A	7021	
CS-400	40ccm	C	0.6	BPM8Y	2057	
CS-400EVL		C	0.6	BPM6A	7021	
CS-4200 / CS-4200 ES		C	0.6	BPMR7A	4626	
CS-420ES		C	0.6	BPMR8Y	2218	
CS-440	44ccm	C	0.6	BPMR8Y	2218	
CS-4400 / CS-440EVL		C	0.6	BPMR7A	4626	
CS-450		C	0.6	BPMR8Y	2218	
CS-4500		C	0.6	BPM7A	7321	
CS-450P 45cc	45ccm	C	0.6	BPM8Y	2057	
CS-451VL / CS-452VL		C	0.6	BMR6A	7421	
CS-4600 / CS-4601 / CS-5000		C	0.6	BPM7A	7321	
CS-500ES		C	0.6	BPMR8Y	2218	
CS-500EVL		C	0.6	BPMR6A	6726	
CS-500P	50ccm	C	0.6	BPM8Y	2057	
CS-500VL		C	0.6	BPMR6A	6726	
CS-501SX / CS-501SXH / CS-510		C	0.6	BPMR8Y	2218	
CS-5100		C	0.6	BPMR7A	4626	
CS-510EVL	49ccm	C	0.6	BPMR7A	4626	
CS-520	50ccm, Serie 05	C	0.6	BPM8Y	2057	
CS-520	50ccm, Serie 07	C	0.6	BPMR8Y	2218	
CS-550		C	0.7	BPMR8Y	2218	
CS-5500 / CS-5501		C	0.6	BPM7A	7321	





Stock No.

Quick No.

ECHO

CS-550P	54ccm	C	0.6	BPMR8Y	2218	
CS-590		C	0.6	BPMR8Y	2218	
CS-590 Timber Wolf	60ccm	C	0.6	BPM8Y	2057	
CS-600		C	0.6	BPMR8Y	2218	
CS-600P	60ccm	C	0.6	BPM8Y	2057	
CS-601 / CS-601EVL / CS-601S / CS-601SVL		C	0.6	BMR6A	7421	
CS-602VL		C	0.6	BPMR7A	4626	
CS-60S		C	0.6	BMR6A	7421	
CS-610		C	0.6	BPMR8Y	2218	
CS-620P / CS-620PW	60ccm	C	0.6	BPM8Y	2057	
CS-620SX		C	0.6	BPMR8Y	2218	
CS-650EVL / CS-660EVL		C	0.6	BPMR7A	4626	
CS-670	67ccm	C	0.7	BPMR7A	4626	
CS-6700	Eng.Type 1E	C	0.6	BPM8Y	2057	
CS-6701		C	0.6	BPMR8Y	2218	
CS-6703 / CS-680		C	0.6	BPMR7A	4626	
CS-701 / CS-701SVL / CS-701VL		C	0.6	BMR6A	7421	
CS-702EVL / CS-702VL / CS-750EVL / CS-750VL		C	0.6	BPMR7A	4626	
CS-8000	81ccm	C	0.6	BPM7A	7321	
CS-8002 / CS-900EVL		C	0.6	BPMR7A	4626	
CSAH 302		B	0.6	BMR6A	7421	
CSG-680		E	0.6	BPMR7A	4626	
CSO-1200 / CST-600EVL		C	0.6	BPMR7A	4626	
DM 3500 / DM 4100 / DM 4500		D	0.6	BMR6A	7421	
DM 4600 / DM 4610 / DM 5500 / DM 6100 / DM 6110		D	0.6	BPMR7A	4626	
DM 9		B	0.6	BMR6A	7421	
DM 9		B	0.7	BM6A	5921	
DM 9A / DM 9M		B	0.7	BM6A	5921	
E-130G / E-130HY	Eng.B&S, 11.6hp	A	0.6	BR2-LM	5798	Q310
E-150HY	Eng.B&S, 15.6hp	A	0.7	BCPR5ES	6130	
E-2000HY	Eng.B&S, 11.6hp	A	0.6	BR2-LM	5798	Q310
EA-410		E	0.65	BPM7A	7321	
EDR-2400		E	0.6	BPMR7A	4626	
EG 1200		D	0.6	BR6HS	4200	Q209
EG 1500		D	0.6	BPR4HS	7823	
EG 1800		D	0.7	BM6A	5921	
EG 2300		D	0.6	BPR4HS	7823	
EG 2400	→1993	D	0.6	BPR4HS	7823	
EG 2400	1994→	D	0.6	BR6HS	4200	Q209
EG 2600		D	0.6	BMR4A	5728	
EG 3500		D	0.6	BPM4A	5928	
EG 3501	→1993	D	0.6	BPR4HS	7823	
EG 3501	1994→	D	0.7	BPR6HS	7022	Q214
EG 4300 / EG 4300 E		D	0.5	BPR4HS	7823	
EG 460 / EG 4601		D	0.7	BKR5E	7938	
EG 550		D	0.6	BPM4A	5928	
EG 5500 E		D	0.5	BPR4HS	7823	
EG 5600 E / EG 5601		D	0.7	BKR5E	7938	
EG 650	1994→	D	0.6	BMR4A	5728	
EG 650	→1993	D	0.6	BPM4A	5928	
EG 750		D	0.6	BPM4A	5928	
EG 7600 E / EG 7601		D	0.7	BKR5E	7938	





Tool*



Stock No.

Quick No.

ECHO

ES 1000	21ccm, 1-cyl.	E	0.6	BPM7A	7321	
ES-1000		E	0.6	BPM7A	7321	
ES 2000	24ccm, 1-cyl.	E	0.6	BPM7Y	4921	
ES-2000		E	0.6	BPM7A	7321	
ES 2100	21ccm, 1-cyl.	E	0.6	BPM7Y	4921	
ES-2100		E	0.6	BPMR7A	4626	
ES 2400	24ccm, 1-cyl.	E	0.6	BPM7Y	4921	
ES-2400		E	0.6	BPMR7A	4626	
ES-250ES / ES-255ES		E	0.6	BPMR8Y	2218	
GE 200E		D	0.6	BM6A	5921	
GE 36 DGY / GE 50 DGY / GE 75 DGY / GE 90 DGY		D	0.6	BPM4A	5928	
GT 1000		B	0.5	BMR6A	7421	
GT 1100		B	0.7	BPMR7A	4626	
GT 160 / GT 160 A / GT 160 AE / GT 200		B	0.6	BMR6A	7421	
GT 2000		B	0.6	BPM7A	7321	
GT 2000 EZR	Serial # Prefix 03	B	0.6	BPM7A	7321	
GT 2000 EZR	Serial # Prefix 04	B	0.6	BPMR7A	4626	
GT 2000 R / GT 2000 SB		B	0.6	BPM7A	7321	
GT 2010		B	0.7	BPMR7A	4626	
GT 2100		B	0.6	BPM7A	7321	
GT-2150 / GT-2150SI		B	0.6	BPMR7A	4626	
GT 2200		B	0.6	BPM7A	7321	
GT-220ES / GT-222ES		B	0.6	BPMR8Y	2218	
GT 225 / GT 225 i	21ccm	B	0.6	BPMR8Y	2218	
GT 230	Serial # Prefix 05	B	0.6	BPM8Y	2057	
GT 230	Serial # Prefix 07	B	0.8	BPMR8Y	2218	
GT 231	Serial # Prefix 02	B	0.6	BPM7A	7321	
GT 231	Serial # Prefix 06	B	0.6	BPM8Y	2057	
GT 2400		B	0.6	BPM7A	7321	
GTB 2103		B	0.6	BPMR7A	4626	
GTL 140 / GTL 140 A / GTL 140 B		B	0.6	BMR6A	7421	
HC 1000		C	0.6	BMR6A	7421	
HC-1000		C	0.6	BM6A	5921	
HC 1001		C	0.6	BMR6A	7421	
HC 140		B	0.6	BMR6A	7421	
HC 150	Serial # Prefix 05 / Serial # Prefix 06 / Serial # Prefix 08 / Serial # Prefix 09	B	0.6	BPM8Y	2057	
HC 150	Serial # Prefix 07 / Serial # Prefix 10	B	0.6	BPMR8Y	2218	
HC 1500		E	0.6	BPM6A	7021	
HC 1500		E	0.6	BPM7A	7321	
HC 1500		E	0.6	BPMR7A	4626	
HC-1500		C	0.6	BM6A	5921	
HC 150 i		B	0.6	BMR6A	7421	
HC 150 i	Serial # Prefix 05 / Serial # Prefix 06 / Serial # Prefix 08 / Serial # Prefix 09	B	0.6	BPM8Y	2057	
HC 150 i	Serial # Prefix 07 / Serial # Prefix 10	B	0.6	BPMR8Y	2218	
HC 151 / HC 151 i		B	0.6	BPM8Y	2057	
HC 152 / HC 155	21ccm	B	0.6	BPMR8Y	2218	
HC-155ES		B	0.6	BPMR8Y	2218	
HC 160		B	0.6	BMR6A	7421	





Tool*



Stock No.

Quick No.

ECHO

HC 160	Serial # Prefix 05, 06, 08, 09	B	0.6	BPM8Y	2057	
HC 160		B	0.6	BPMR7A	4626	
HC 160	Serial # Prefix 07 / Serial # Prefix 10	B	0.6	BPMR8Y	2218	
HC-160		C	0.6	BM6A	5921	
HC 1600		B	0.6	BPM7A	7321	
HC 1600		B	0.6	BPMR7A	4626	
HC 160 A		B	0.6	BMR6A	7421	
HC 161	Serial # Prefix 02	B	0.6	BPM7A	7321	
HC 161	Serial # Prefix 05 / Serial # Prefix 06 / Serial # Prefix 08 / Serial # Prefix 09	B	0.6	BPM8Y	2057	
HC 165	21ccm	B	0.6	BPMR8Y	2218	
HC 180	Serial # Prefix 05 / Serial # Prefix 06 / Serial # Prefix 08 / Serial # Prefix 09	B	0.6	BPM8Y	2057	
HC 180		B	0.6	BPMR7A	4626	
HC 180	Serial # Prefix 07 / Serial # Prefix 10	B	0.6	BPMR8Y	2218	
HC 181		B	0.6	BPM8Y	2057	
HC 185	21ccm	B	0.6	BPMR8Y	2218	
HC 200		C	0.6	BMR6A	7421	
HC 200	Serial # Prefix 05 / Serial # Prefix 06 / Serial # Prefix 08 / Serial # Prefix 09	C	0.6	BPM8Y	2057	
HC 200	Serial # Prefix 07 / Serial # Prefix 10	C	0.6	BPMR8Y	2218	
HC 2000		E	0.6	BPM7A	7321	
HC 2000		E	0.6	BPMR7A	4626	
HC 200 AE / HC 200 E		B	0.6	BMR6A	7421	
HC 201		B	0.6	BPM8Y	2057	
HC-210		C	0.6	BM6A	5921	
HC 2100		C	0.6	BPM7A	7321	
HC 2100		C	0.6	BPMR7A	4626	
HC 210AE / HC 210E		C	0.6	BMR6A	7421	
HC 220 E		B	0.6	BMR6A	7421	
HC 230	Serial # Prefix 05 / Serial # Prefix 06	B	0.6	BPM8Y	2057	
HC 230	Serial # Prefix 07	B	0.6	BPMR8Y	2218	
HC 2300		E	0.6	BPM7A	7321	
HC 231	Serial # Prefix 05 / Serial # Prefix 06	B	0.6	BPM8Y	2057	
HC 231	Serial # Prefix 07	B	0.6	BPMR8Y	2218	
HC 233	Serial # Prefix 02	B	0.6	BPM7A	7321	
HC 233	Serial # Prefix 06	B	0.6	BPM8Y	2057	
HC 234	Serial # Prefix 02	B	0.6	BPM7A	7321	
HC 234	Serial # Prefix 06	B	0.6	BPM8Y	2057	
HC 235	21ccm	B	0.6	BPMR8Y	2218	
HC 2400		C	0.6	BPM7A	7321	
HC 2400		C	0.6	BPMR7A	4626	
HC 2410		B	0.6	BPM7A	7321	
HC 245	21ccm	B	0.6	BPMR8Y	2218	
HC-30ES / HC-30ESW		B	0.6	BPMR7A	4626	
HC-331ES / HC-341ES		B	0.6	BPMR8Y	2218	
HC-40ES		B	0.6	BPMR7A	4626	
HCA 2400		C	0.6	BPM7A	7321	





Stock No.

Quick No.

ECHO

HCA 2400		C	0.6	BPMR7A	4626	
HCA 2410		C	0.6	BPM7Y	4921	
HCA-2500		B	0.6	BPMR7A	4626	
HCA 260	Serial # Prefix 05 / Serial # Prefix 06	B	0.6	BPM8Y	2057	
HCA 260	Serial # Prefix 07	B	0.6	BPMR8Y	2218	
HCA 261	Serial # Prefix 07	B	0.6	BPM7A	7321	
HCA 261	Serial # Prefix 05 / Serial # Prefix 06	B	0.6	BPM8Y	2057	
HCA-265 / HCA-265ES / HCA-265ES-LW		B	0.6	BPMR8Y	2218	
HCA 266	25ccm	B	0.6	BPM8Y	2057	
HCAS-236ES-LW		B	0.6	BPMR8Y	2218	
HCR 150	Serial # Prefix 05 / Serial # Prefix 06	C	0.6	BPM8Y	2057	
HCR 150		C	0.6	BPMR7A	4626	
HCR 150	Serial # Prefix 07	C	0.6	BPMR8Y	2218	
HCR 1500		C	0.6	BPM7A	7321	
HCR 1500		C	0.6	BPMR6A	6726	
HCR 151	Serial # Prefix 02	B	0.6	BPM7A	7321	
HCR 151	Serial # Prefix 05 / Serial # Prefix 06	B	0.6	BPM8Y	2057	
HCR-1510		B	0.6	BPMR7A	4626	
HCR-161ES / HCR-165ES / HCR-171ES / HCR-185ES		B	0.6	BPMR8Y	2218	
HCR 2400		B	0.6	BPM7A	7321	
HDTP 2001 / HDTP 3001		C	0.6	BR6HS	4200	Q209
HO-13-93C	Eng.HONDA, 13.1hp	A	0.6	BPR5ES	7422	
HT 200		B	0.6	BMR6A	7421	
KE 140DA / KE 200DA		B	0.6	BM6A	5921	
KEC 340 / KEC 400 / KEC 440		B	0.6	B8HS	5510	Q205
KED 160		B	0.6	B6S	3510	Q302
KED 202E / KED 301E		B	0.6	BM6A	5921	
KED 50/2B		B	0.6	B-4H	4110	
LM-204 / LM-204P		A	0.7	BR2-LM	5798	Q310
LM-212 / LM-212P / LM-212PS		A	0.7	BPMR6A	6726	
LM-214 / LM-214P		A	0.7	BR2-LM	5798	Q310
LMC-212		A	0.7	BPMR6A	6726	
MB 400	40ccm, 1-cyl.	E	0.6	BM6A	5921	
MB-440 / MB-580		E	0.6	BPMR7A	4626	
PAS-2400		B	0.6	BPMR7A	4626	
PAS-265ES		B	0.6	BPMR8Y	2218	
PB 1000 / PB 1010	21ccm, 1-cyl.	E	0.6	BPM7A	7321	
PB 200 / PB 202	21ccm, 1-cyl.	E	0.6	BM6A	5921	
PB 2100	21ccm, 1-cyl.	E	0.6	BPM7Y	4921	
PB-2105		E	0.6	BPMR7A	4626	
PB 210 E	21ccm, 1-cyl.	E	0.6	BPM7A	7321	
PB 2400	24ccm, 1-cyl.	E	0.6	BPM7Y	4921	
PB-2405		E	0.6	BPMR7A	4626	
PB 2455		E	0.6	BPM7Y	4921	
PB 24 LN	24ccm, 1-cyl.	E	0.6	BPM7Y	4921	
PB-24LN		E	0.6	BPMR7A	4626	
PB-250 / PB-251		E	0.6	BPMR8Y	2218	
PB-260L / PB-260LS / PB-260LSi		E	0.6	BPMR7A	4626	
PB-265-ESL / PB-265ESLT		E	0.6	BPMR8Y	2218	
PB 400 / PB 400E	40ccm, 1-cyl.	E	0.6	BM6A	5921	





Tool*



Stock No.

Quick No.

ECHO

PB 4500	44ccm, 1-cyl.	E	0.6	BPM7A	7321	
PB-4500		E	0.6	BPM7A	7321	
PB 4600	44ccm, 1-cyl.	E	0.6	BPM7Y	4921	
PB-4600		E	0.6	BPMR7A	4626	
PB 46 LN	44ccm, 1-cyl.	E	0.6	BPM7Y	4921	
PB-46LN		E	0.6	BPMR7A	4626	
PB-500 / PB-580		E	0.6	BPMR8Y	2218	
PB 6000	58ccm, 1-cyl.	E	0.6	BPM7Y	4921	
PB-6000		E	0.6	BPMR7A	4626	
PB 60 HA	58ccm, 1-cyl.	E	0.6	BPM7Y	4921	
PB-650 / PB-655 / PB-755		E	0.6	BPMR8Y	2218	
PB-760LN		E	0.6	BPMR6Y	5256	
PB-770		E	0.6	BPMR8Y	2218	
PB 9	40ccm, 1-cyl.	E	0.6	BM6A	5921	
PE 2000 / PE 201 / PE 231		B	0.6	BPM7A	7321	
PE 260		B	0.6	BPMR7A	4626	
PE 2601 / PE 261 / PE 310 / PE 3100		B	0.6	BPM7A	7321	
PP-600 / PP-800 / PPF-2100 / PPF-2110 / PPT-1200 / PPT-2100		B	0.6	BPMR7A	4626	
PPT-235ES		B	0.6	BPMR8Y	2218	
PPT-236ES		C	0.6	BPMR8Y	2218	
PPT-265 / PPT-265ES / PPT-265H / PPT-265S / PPT-300ES		C	0.65	BPMR8Y	2218	
QV-670	67ccm, S/N -> 03	C	0.7	BPM7A	7321	
QV-670	67ccm, S/N 04->	C	0.7	BPMR7A	4626	
QV-6700	67ccm	C	0.6	BPM8Y	2057	
QV-675	67ccm, S/N -> 03	C	0.7	BPM7A	7321	
QV-675	67ccm, S/N 04->	C	0.7	BPMR7A	4626	
QV-6750	67ccm, S/N -> 03	C	0.7	BPM7A	7321	
QV-6750	67ccm, S/N 04->	C	0.7	BPMR7A	4626	
QV-8000 / QV-8050	81ccm	C	0.7	BPM7A	7321	
REC 600	32ccm, 1-cyl.	E	0.6	BPM7A	7321	
RM 200 E		B	0.6	BM6A	5921	
RM 250 / RM 281		B	0.6	BPMR7A	4626	
RM 303 E		B	0.6	BM6A	5921	
RM 310 / RM 311 / RM 356 / RM 380 / RM-510ES / RMA 2530 / RMB 250		B	0.6	BPMR7A	4626	
RMB 303 E		B	0.6	BM6A	5921	
RMB 310 / RMB 311 / RMHB 230		B	0.6	BPMR7A	4626	
S290		C	0.6	BMR6A	7421	
SHC 1700		B	0.6	BPM7A	7321	
SHC 210	Serial # Prefix 05 / Serial # Prefix 06 / Serial # Prefix 08 / Serial # Prefix 09	B	0.6	BPM8Y	2057	
SHC 210	Serial # Prefix 07 / Serial # Prefix 10	B	0.6	BPMR8Y	2218	
SHC 2100		B	0.6	BPM7A	7321	
SHC 211	Serial # Prefix 02	B	0.6	BPM7A	7321	
SHC 211	Serial # Prefix 05 / Serial # Prefix 06 / Serial # Prefix 08 / Serial # Prefix 09	B	0.6	BPM8Y	2057	
SHC 212		B	0.6	BPM8Y	2057	
SHC 225 / SHC 225 S	21ccm	B	0.6	BPMR8Y	2218	
SHC 2400		B	0.6	BPM7A	7321	
SHC 260	Serial # Prefix 05 / Serial # Prefix 06	B	0.6	BPM8Y	2057	





Tool*



Stock No.

Quick No.

ECHO

SHC 260	Serial # Prefix 07	B	0.6	BPMR8Y	2218	
SHC 261	Serial # Prefix 02	B	0.6	BPM7A	7321	
SHC 261	Serial # Prefix 05 / Serial # Prefix 06	B	0.6	BPM8Y	2057	
SHC 266	25ccm	B	0.6	BPM8Y	2057	
SHR-150SI		E	0.6	BPMR7A	4626	
SHR-170SI		E	0.6	BPMR8Y	2218	
SHR-4100		E	0.6	BPMR6A	6726	
SRA 2190 / SRA 2530 / SRA 343 SL / SRAB 2190		B	0.6	BPMR7A	4626	
SRB 261U		B	0.6	BPM8Y	2057	
SRM 140 D / SRM 140 DA / SRM 141 D		B	0.6	BMR6A	7421	
SRM 1500		B	0.6	BPMR7A	4626	
SRM 160 / SRM 160 AE / SRM 200		B	0.6	BMR6A	7421	
SRM 2000		B	0.6	BPMR7A	4626	
SRM 200 AE / SRM 200 B		B	0.6	BMR6A	7421	
SRM 200 BE / SRM 200 D		B	0.5	BMR6A	7421	
SRM 200 DA		B	0.6	BMR6A	7421	
SRM 200 DB		B	0.5	BMR6A	7421	
SRM 200 EB / SRM 201 FA / SRM 202 DA / SRM 202 FA		B	0.6	BMR6A	7421	
SRM 2090		B	0.6	BPMR7A	4626	
SRM 2100 / SRM 2100 SB		B	0.6	BPM7A	7321	
SRM-2100SB		B	0.65	BPMR7A	4626	
SRM 210 AE / SRM 210 E		B	0.5	BMR6A	7421	
SRM 211	Serial # Prefix 02	B	0.6	BPM7A	7321	
SRM 211	Serial # Prefix 06 / Serial # Prefix 09	B	0.6	BPM8Y	2057	
SRM 2110		B	0.6	BPM7A	7321	
SRM 211 SB	Serial # Prefix 02	B	0.6	BPM7A	7321	
SRM 211 SB	Serial # Prefix 06 / Serial # Prefix 09	B	0.6	BPM8Y	2057	
SRM 211 U		B	0.6	BPM7A	7321	
SRM 2200		B	0.6	BPMR7A	4626	
SRM 220 BE		B	0.5	BMR6A	7421	
SRM-222ESL / SRM-222ESU		B	0.6	BPMR8Y	2218	
SRM 225 i / SRM 225 U	21ccm	B	0.6	BPMR8Y	2218	
SRM 2300		B	0.6	BPMR7A	4626	
SRM 230 U	Serial # Prefix 05 / Serial # Prefix 06	B	0.6	BPM8Y	2057	
SRM 230 U	Serial # Prefix 07	B	0.8	BPMR8Y	2218	
SRM 231	Serial # Prefix 02	B	0.6	BPM7A	7321	
SRM 231	Serial # Prefix 06	B	0.6	BPM8Y	2057	
SRM-236 / SRM-236ES / SRM-236ESL / SRM-236ESU		B	0.6	BPMR8Y	2218	
SRM 2400 / SRM 2400 SB / SRM 2410 / SRM 2450		B	0.6	BPM7A	7321	
SRM 2500 / SRM 250 E / SRM 250 EL / SRM 250 EU / SRM 2510		B	0.6	BPMR7A	4626	
SRM 255	21ccm	B	0.6	BPMR8Y	2218	
SRM 260	Serial # Prefix 03	B	0.6	BPM7A	7321	
SRM 260	Serial # Prefix 05 / Serial # Prefix 06	B	0.6	BPM8Y	2057	
SRM 260	Serial # Prefix 04	B	0.7	BPMR7A	4626	
SRM 260	Serial # Prefix 07	B	0.8	BPMR8Y	2218	
SRM 2601		B	0.6	BPM7A	7321	
SRM 2605		B	0.6	BPMR7A	4626	
SRM 260 S	Serial # Prefix 03	B	0.6	BPM7A	7321	





Stock No.

Quick No.

ECHO

SRM 260 S	Serial # Prefix 05 / Serial # Prefix 06	B	0.6	BPM8Y	2057	
SRM 260 S	Serial # Prefix 04	B	0.7	BPMR7A	4626	
SRM 260 S	Serial # Prefix 07	B	0.8	BPMR8Y	2218	
SRM 260 SB	Serial # Prefix 05 / Serial # Prefix 06	B	0.6	BPM8Y	2057	
SRM 260 SB	Serial # Prefix 07	B	0.8	BPMR8Y	2218	
SRM 260 U	Serial # Prefix 05 / Serial # Prefix 06	B	0.6	BPM8Y	2057	
SRM 260 U	Serial # Prefix 07	B	0.8	BPMR8Y	2218	
SRM 261	Serial # Prefix 02	B	0.6	BPM7A	7321	
SRM 261	Serial # Prefix 06	B	0.6	BPM8Y	2057	
SRM 261 S	Serial # Prefix 02	B	0.6	BPM7A	7321	
SRM 261 S	Serial # Prefix 06	B	0.6	BPM8Y	2057	
SRM 261 SB	Serial # Prefix 02	B	0.6	BPM7A	7321	
SRM 261 SB	Serial # Prefix 06	B	0.6	BPM8Y	2057	
SRM-2620 / SRM-2620T / SRM-2620TESL / SRM-2620TESU		B	0.6	CMR7H	3066	
SRM-265		B	0.6	BPMR8Y	2218	
SRM 2655		B	0.6	BPMR7A	4626	
SRM-265ESL / SRM-265ESU / SRM-265S		B	0.6	BPMR8Y	2218	
SRM 266 S / SRM 266 T	25ccm	B	0.6	BPMR8Y	2218	
SRM 266 U	25ccm	B	0.6	BPM8Y	2057	
SRM 280 / SRM 280 S / SRM 280 T	28ccm	B	0.6	BPMR8Y	2218	
SRM 280 U	28ccm	B	0.6	BPM8Y	2057	
SRM 3000		B	0.6	BPMR7A	4626	
SRM 3001		B	0.7	BPMR7A	4626	
SRM-300ESL / SRM-300ESU / SRM-300TESL / SRM-300TESU		B	0.6	BPMR8Y	2218	
SRM 3010		B	0.6	BPMR7A	4626	
SRM 302 BDX		B	0.7	BPMR7A	4626	
SRM 3100 / SRM 3100 S		B	0.6	BPM7A	7321	
SRM 310 E		B	0.6	BPMR7A	4626	
SRM 310 S	Serial # Prefix 03	B	0.6	BPM8Y	2057	
SRM 310 S	Serial # Prefix 04	B	0.8	BPMR8Y	2218	
SRM 310 U	Serial # Prefix 03	B	0.6	BPM8Y	2057	
SRM 310 U	Serial # Prefix 04	B	0.8	BPMR8Y	2218	
SRM 3110		B	0.6	BPM7A	7321	
SRM 3150 / SRM 3155 / SRM-330ESL / SRM-330ESU		B	0.6	BPMR7A	4626	
SRM 340	Serial # Prefix 03	B	0.6	BPM7A	7321	
SRM 340	Serial # Prefix 04	B	0.8	BPMR8Y	2218	
SRM 3400		B	0.6	BPM7A	7321	
SRM 345 S / SRM 345 SL / SRM 3500 / SRM-350ESL / SRM-350ESU / SRM 3550 / SRM 3600 / SRM 3605		B	0.6	BPMR7A	4626	
SRM 3800 / SRM 400		B	0.6	BPM7A	7321	
SRM 400 AE / SRM 400 B / SRM 400 E		B	0.6	BPMR7A	4626	
SRM 400 U		B	0.6	BPM7A	7321	
SRM 402 DE		B	0.6	BPMR7A	4626	
SRM 410 U	43ccm	B	0.6	BPMR7A	4626	
SRM-420ESU / SRM-420TESU		B	0.6	BPMR8Y	2218	
SRM 4600 / SRM-510ESL / SRM-510ESU		B	0.6	BPMR7A	4626	
SRM-520ESU		B	0.6	BPMR8Y	2218	
SRMB 16AE		B	0.7	BPMR7A	4626	
SRMB 2301 / SRMB 2502 / SRMB 3001 / SRMB 3800		B	0.6	BPMR7A	4626	
SRMR 200DE		B	0.7	BPMR7A	4626	





Stock No.

Quick No.

ECHO

TP 2001 / TP 3000 / TP 3001		D	0.6	BR6HS	4200	Q209
TT-21A		B	0.6	BPMR7A	4626	
WP 1000		D	0.6	BPM7A	7321	
WP 2000 / WP 2001 / WP 3000		D	0.6	BR6HS	4200	Q209
WT 1190T / WT 190S	Eng.B&S, 190ccm	B	0.5	BKR5ES	2460	

EDKO

Convertible Till-Trac		B	0.7	BMR6A	7421	
WalkingTractor		A	0.6	BM6A	5921	

EFCO

70 Easy Sweep H	Eng.HONDA GC 135, 135ccm, 1-cyl., 4.0hp	E	0.9	BPR6ES	7822	
85 Radial Sweep H / 100 Pro Sweep H	Eng.HONDA GX 160, 163ccm, 1-cyl., 5.5hp	E	0.8	BPR5ES	7422	
131		C	0.6	BPMR7A	4626	
132S 30cm / 132S 35cm	Eng.EMAK, 30ccm, 1.6hp	C	0.7	BPMR6A	6726	
134 / 135 / 136 / 138 / 140 / 140S / 141 / 142 / 146		C	0.6	BPMR7A	4626	
147-41cm 325'	Eng.EMAK	C	0.7	BPMR7A	4626	
151		C	0.6	BPMR7A	4626	
152-46cm	Eng.EMAK	C	0.7	BPMR7A	4626	
156	57ccm, 4.2hp	C	0.6	BPMR7A	4626	
162		C	0.6	BPMR7A	4626	
162-51cm	Eng.EMAK	C	0.7	BPMR6A	6726	
80 Easy Sweep H	Eng.HONDA GC 135, 135ccm, 1-cyl., 4.0hp	E	0.9	BPR6ES	7822	
170		C	0.6	BPMR7A	4626	
171	1-cyl.	E	0.6	BPM7A	7321	
180		C	0.6	BPMR7A	4626	
181	81ccm, 1-cyl., 5.6hp	E	0.6	BPM7A	7321	
199		C	0.6	BPMR7A	4626	
935	42ccm	C	0.6	BPMR7A	4626	
940		C	0.6	BPMR7A	4626	
951	50ccm, 3.2hp	C	0.6	BPMR7A	4626	
956	57ccm, 4.2hp	C	0.6	BPMR7A	4626	
962C	30ccm, 1.6hp	C	0.6	BPMR7A	4626	
971 / 981		C	0.6	BPMR7A	4626	
8200 / 8220 / 8220 IC / 8250 / 8250 IC / 8250 ICD / 8260 / 8260 IC / 8260 ICD / 8260 Stark 26 / 8300 / 8300 IC / 8350 / 8350 IC / 8355		B	0.6	BPMR7A	4626	
8370 S / 8370 T		B	0.5	BPMR7A	4626	
8400 IC	1-cyl.	E	0.6	BPM7A	7321	
8400		B	0.6	BPMR7A	4626	
8405		B	0.6	BPMR7A	4626	
8410 S / 8410 T		B	0.5	BPMR7A	4626	
8420 / 8420 IC / 8425 / 8460 / 8460 IC / 8465		B	0.6	BPMR7A	4626	
8465 Ergo		B	0.5	BPMR7A	4626	
8510 / 8510 IC / 8515 / 8530 / 8530 IC		B	0.6	BPMR7A	4626	
8535 Ergo	Eng.EMAK	B	0.7	BPMR7A	4626	
8550 Boss		B	0.6	BPMR7A	4626	
AG 50 H60	Eng.HONDA GX 160, 163ccm, 1-cyl., 5.5hp	A	0.7	BPR6ES	7822	
AR 38-AR / AR 38-AR 2		A	0.6	BR2-LM	5798	Q310
AR 47-AH 2 / AR 47-AH 3		A	0.6	BPR6ES	7822	
AR 48 PBQ / AR 48 TBX / AR 48 TBXE		A	0.6	BR2-LM	5798	Q310





Stock No.

Quick No.

EFCO

AR 48 TK Allroad Aluminium	Eng.EMAK K 650, 159ccm, 1-cyl.	A	0.8	BPR6ES	7822	
AR 48 VBX		A	0.6	BR2-LM	5798	Q310
AR 53 PAL / AR 53 PB / AR 53 PBV / AR 53 TAL / AR 53 TALV / AR 53 TB / AR 53 TBX / AR 53 TBXE		A	0.5	BR2-LM	5798	Q310
AR 53 THX		A	0.7	BPR6ES	7822	
AR 53 THX Allroad Aluminium	Eng.HONDA GCV 160, 160ccm, 1-cyl.	A	0.7	BPR5ES	7422	
AR 53 TK Allroad Aluminium / AR 53 TK Aluminium Pro	Eng.EMAK K 800, 196ccm, 1-cyl.	A	0.8	BPR6ES	7822	
AR 53 VBX		A	0.5	BR2-LM	5798	Q310
AR 60-AH 1/2	Eng.HONDA	A	0.7	BPR6ES	7822	
Artik 52	Eng.LONCIN	E	0.8	BPR7ES	2023	
Artik 56	Eng.LONCIN, 182ccm	E	0.8	BPR7ES	2023	
Artik 56 EL	Eng.LONCIN, 212ccm	E	0.8	BPR7ES	2023	
Artik 62 ELD	Eng.LONCIN, 265ccm	E	0.8	BPR7ES	2023	
Artik 70 ELD	Eng.LONCIN, 302ccm	E	0.8	BPR7ES	2023	
AT 2050	1-cyl.	E	0.6	BPM7A	7321	
AT 2062	Eng.EMAK	E	0.7	BPMR6A	6726	
AT 2080	1-cyl.	E	0.6	BPM7A	7321	
AT 800		E	0.5	BPMR7A	4626	
AT 8000	Eng.EMAK	E	0.7	BPMR7A	4626	
DR 65 HR 11 / DR 80 HR 11	Eng.HONDA GX 340, 337ccm, 1-cyl.	E	0.7	BPR6ES	7822	
DS 2200 S	Eng.EMAK	B	0.7	CMR7H	3066	
DS 2200 T / DS 220 S / DS 220 T		B	0.7	CMR7H	3066	
DS 2400 D Euro 2	Eng.EMAK	B	0.7	CMR7H	3066	
DS 2400 H	Eng.EMAK	C	0.7	CMR7H	3066	
DS 2400 HL		B	0.5	CMR7H	3066	
DS 2400 S / DS 2400 T	Eng.EMAK	B	0.7	CMR7H	3066	
DS 240 S / DS 240 T		B	0.7	CMR7H	3066	
DS 2500		B	0.5	CMR7H	3066	
DS 2600 4S	Eng.EMAK	B	0.7	CMR5H	7599	
DS 2600 4T		B	0.7	CMR5H	7599	
DS 2700 S / DS 2700 T / DS 2800		B	0.5	CMR7A	7543	
DS 2800H	Eng.EMAK	C	0.7	CMR7A	7543	
DS 2800 S	Eng.EMAK	B	0.7	CMR7A	7543	
DS 3000 D / DS 3000 S / DS 3000 T / DS 3200		B	0.5	CMR7A	7543	
DS 3200 S / DS 3200 T	Eng.EMAK	B	0.7	CMR7A	7543	
DS 3500 S / DS 3500 T	Eng.EMAK	B	0.7	BPMR7A	4626	
DS 3600 4S		B	0.7	CMR5H	7599	
DS 3600 4T	Eng.EMAK	B	0.7	CMR5H	7599	
DS 3800		B	0.6	BPMR7A	4626	
DS 3800 T	Eng.EMAK	B	0.7	BPMR7A	4626	
DS 4200		B	0.6	BPMR7A	4626	
DS 4300 S		B	0.5	BPMR8Y	2218	
DS 4300 T	Eng.EMAK	B	0.7	BPMR7A	4626	
DS 4300 TL / DS 4310 T / DS 5300 S / DS 5300 T / DS 5500 Boss		B	0.5	BPMR8Y	2218	
DSF 4200	Eng.EMAK	B	0.7	BPMR7A	4626	
DSF 4300		B	0.5	BPMR8Y	2218	
E 8405BP		B	0.6	BPMR7A	4626	
EF 72C/12,5K H	Eng.EMAK K 1250 AVD	A	0.9	BKR5E	7938	
EF 72C 13 H	Eng.B&S Powerbuilt 3130 AVS, 13.0hp	A	0.9	BKR5E	7938	



				 Tool*						 Stock No.		 Quick No.	
EFCO													
EF MT 3500 S 3/8"	Eng.EMAK	C	0.7	BPMR6A	6726								
HC 1000 / HC 1600 / HC 160A / HC 210E		B	0.6	BM6A	5921								
HT 27		B	0.6	BPMR7A	4626								
IS 2026	Eng.EMAK	E	0.7	BPMR7A	4626								
Jet 200 / Jet 220 / Jet 260 / Jet 260 D / Jet 261 / Jet 300		B	0.5	BPM7A	7321								
Jet 310 / Jet 400 / Jet 410 / Jet 450AVS / Jet 460		B	0.7	BPMR7A	4626								
Jet 8420 / Jet 8510		B	0.5	BPM7A	7321								
Kommand 80/12,5T	Eng.B&S Powerbuilt 3125 AVS, 12.5hp	A	0.9	BCPR5ES	6130								
LR 43 PA	Eng.TECUMSEH	A	0.5	BR2-LM	5798							Q310	
LR43 PB	3.8hp	A	0.7	BR2-LM	5798							Q310	
LR 43 PB	Eng.B&S, 3.8hp	A	0.5	BR2-LM	5798							Q310	
LR 44 P / LR 44 PBX		A	0.6	BR2-LM	5798							Q310	
LR 44 PK Comfort Plus	Eng.EMAK K 500, 140ccm, 1-cyl.	A	0.8	BPR6ES	7822								
LR 44 PK Comfort Plus	Eng.EMAK K 600, 140ccm, 1-cyl.	A	0.8	BPR6ES	7822								
LR 44 TK Comfort Plus	Eng.EMAK K 500, 140ccm, 1-cyl.	A	0.8	BPR6ES	7822								
LR 47 PA / LR 47 PAL / LR 47 PAX	Eng.TECUMSEH, 3.7hp	A	0.5	BR2-LM	5798							Q310	
LR47PB	3.8hp	A	0.7	BR2-LM	5798							Q310	
LR 47 PB	Eng.B&S, 3.8hp	A	0.5	BR2-LM	5798							Q310	
LR 47 PBQ		A	0.5	BR2-LM	5798							Q310	
LR 47 PBX	5.0hp	A	0.7	BR2-LM	5798							Q310	
LR 47 PHQ		A	0.6	BPR6ES	7822								
LR 47 TA / LR 47 TAL / LR 47 TAX / LR 47 TB / LR 47 TBQ / LR 47 TBX		A	0.5	BR2-LM	5798							Q310	
LR 47 THQ		A	0.6	BPR6ES	7822								
LR 48 PBQ / LR 48 PBX	Eng.HONDA GX 160, 163ccm, 1-cyl., 5.5hp	A	0.6	BR2-LM	5798							Q310	
LR 48 PK Comfort Plus	Eng.EMAK K 500, 140ccm, 1-cyl.	A	0.8	BPR6ES	7822								
LR 48 TBQ / LR 48 TBX / LR 48 TBXE		A	0.6	BR2-LM	5798							Q310	
LR 48 TH		A	0.6	BPR6ES	7822								
LR 48 TK		A	0.8	BKR6E	6962								
LR 48 TK Allroad Plus 4	Eng.EMAK K 650, 159ccm, 1-cyl.	A	0.8	BPR6ES	7822								
LR 48 TK Comfort Plus	Eng.EMAK K 600, 140ccm, 1-cyl.	A	0.8	BPR6ES	7822								
LR 53 PBX / LR 53 TBX	Eng.B&S	A	0.5	BR2-LM	5798							Q310	
LR 53 TBX Comfort	Eng.B&S	A	0.7	BR2-LM	5798							Q310	
LR 53 THX	Eng.HONDA	A	0.6	BPR6ES	7822								
LR 53 THX Allroad Plus 4	Eng.HONDA GCV 160, 160ccm, 1-cyl.	A	0.7	BPR5ES	7422								
LR 53 TK Allroad EXA 4 / LR 53 TK Allroad Plus 4	Eng.EMAK K 800, 196ccm, 1-cyl.	A	0.8	BPR6ES	7822								
LR 53 TK Comfort / LR 53 TK Comfort Plus	Eng.EMAK K 650, 159ccm, 1-cyl.	A	0.8	BPR6ES	7822								
LR 53 VBD Allroad Plus4	Eng.B&S 750	A	0.8	BCP5ES	7496								
LR VK Allroad Plus 4	Eng.EMAK K 800, 196ccm, 1-cyl.	A	0.8	BPR6ES	7822								
MP 3000	Eng.EMAK K 650, 159ccm, 1-cyl.	D	0.6	BMR7A	4226								
MR 474 PB / MR 474 TB / MR 474 TBV		A	0.5	BR2-LM	5798							Q310	
MR 474 TK	Eng.KAWASAKI	A	0.7	BPR6ES	7822								
MR 474 TP / MR 534 TB / MR 534 TBE / MR 534 TBV / MR 534 TBVE / MR 534 TBVI		A	0.5	BR2-LM	5798							Q310	
MR 534 THV / MR 534 THVX	Eng.HONDA	A	0.6	BPR6ES	7822								



Stock No.

Quick No.

EFCO

MR 534 TK	Eng.KAWASAKI	A	0.7	BPR6ES	7822	
MR 534 TKF / MR 534 TKV / MR 534 TKVF		A	0.6	BPR5ES	7422	
MR 55 HXF	Eng.HONDA GXV 160, 163ccm, 1-cyl.	A	0.7	BPR5ES	7422	
MT 2600-25cm / MT 3500-35cm	Eng.EMAK	C	0.7	BPMR6A	6726	
MT 3700-35cm / MT 3700-41cm Power Sharp 3/8 / MT 4100 S-41cm / MT 4100 SP-41cm	Eng.EMAK	C	0.7	BPMR7A	4626	
MT 4400-41cm / MT 440-41cm	Eng.EMAK	C	0.7	CMR7A	7543	
MT 5200 - 46cm	Eng.EMAK	C	0.7	BPMR7A	4626	
MT 6500-51cm / MT 7200-51cm / MT 8200-64cm	Eng.EMAK	C	0.7	BPMR8Y	2218	
MTH 4000	Eng.EMAK, 39ccm, 1-cyl., 2.3hp	C	0.5	BPMR8Y	2218	
Multimate	Eng.EMAK	E	0.7	BPMR7A	4626	
MZ 2030	Eng.HONDA GX 25, 25ccm, 1-cyl.	E	0.7	CMR5H	7599	
MZ 2075 RK / MZ 2080 RK / MZ 2080 RKS	Eng.EMAK K 800, 196ccm, 1-cyl.	E	0.8	BPR6ES	7822	
MZ 2080 RPS	Eng.HONDA GP 160, 1-cyl.	E	0.8	BPR6ES	7822	
MZ 2090 RXH / MZ 2090 RXS	Eng.HONDA GX 160, 163ccm, 1-cyl., 5.5hp	E	0.7	BPR6ES	7822	
MZ 2097 RK / MZ 2097 RKS	Eng.EMAK K 800, 196ccm, 1-cyl.	E	0.8	BPR6ES	7822	
PA 1030	31ccm, 1-cyl.	E	0.6	BPM7A	7321	
PA 1040	40ccm, 1-cyl.	E	0.6	BPM7A	7321	
PA 1050		D	0.6	BPMR6A	6726	
PA 1100	Eng.EMAK K 800, 196ccm, 1-cyl.	D	0.6	BPMR6A	6726	
PT2500 / PTX2500	Eng.EMAK	C	0.7	BPMR7A	4626	
PTX2700	Eng.EMAK	C	0.7	CMR7A	7543	
PTX 2710		C	0.7	CMR7A	7543	
SA 2062 / SA 2700 / SA 2700 BP / SA 3000	Eng.EMAK	E	0.7	BPMR6A	6726	
Series 8260	1-cyl.	E	0.6	BPMR7A	4626	
Series 8320 / Series 8350 / Series 8420 / Series 8460 / Series 8510 / Series 8725 / Series 8726 / Series 8735 / Series 8740 / Series 8742 / Series 8746		E	0.6	BPMR7A	4626	
Stark 25		B	0.5	BPMR7A	4626	
Stark 2500 S 3D / Stark 2500 T	Eng.EMAK	B	0.7	BPMR8Y	2218	
Stark 2500 TR	Eng.EMAK	B	0.5	BPMR8Y	2218	
Stark 25 T	Eng.EMAK	B	0.7	BPMR6A	6726	
Stark 26 / Stark 26 IC / Stark 26 TR / Stark 37 / Stark 3700 / Stark 3800 S		B	0.5	BPMR7A	4626	
Stark 3800 T	Eng.EMAK	B	0.7	BPMR7A	4626	
Stark 3810 S / Stark 3810 T / Stark 42		B	0.5	BPMR7A	4626	
Stark 42 BP	Eng.EMAK	B	0.7	BPMR7A	4626	
Stark 4400 S		B	0.5	BPMR7A	4626	
Stark 4400 T	Eng.EMAK	B	0.7	BPMR7A	4626	
Stark 4410 BP / Stark 4410 S / Stark 4410 T		B	0.5	BPMR7A	4626	
STG 1170E	Eng.LONCIN, 302ccm	E	0.8	BPR7ES	2023	
STG 8062	Eng.LONCIN, 265ccm	E	0.8	BPR7ES	2023	
Storm 97/13,5T	Eng.B&S Powerbuilt 3130 AVS, 13.0hp	A	0.9	BKR5E	7938	
TG 2600XP / TG 2650XP / TG 2800XP / TGS 2800XP	Eng.EMAK	C	0.7	BPMR7A	4626	
Tiger 40 / Tiger 40S / Tiger 50 / Tiger TS 330 / Tiger TS 355		B	0.5	BPMR7A	4626	
TN 2700H	Eng.HONDA GCV 135, 135ccm, 1-cyl., 4.5hp	F	0.8	BPR6ES	7822	
TN 2700 K	Eng.EMAK K 650	F	0.8	BKR6E	6962	





Stock No.

Quick No.

EFCO

TN 3400 H	Eng.HONDA GCV 160, 160ccm, 1-cyl.	E	0.7	BPR5ES	7422	
TN 3400 K	Eng.EMAK K 650, 159ccm, 1-cyl.	E	0.8	BPR6ES	7822	
TN4500 3MA+1RM / TN5600 4MA+2RM	Eng.HONDA GX 160, 163ccm, 1-cyl., 5.5hp	F	0.8	BPR5ES	7422	
TR 1540	1-cyl.	E	0.6	BPMR7A	4626	
TR 1551	Eng.EMAK	E	0.7	BPMR6A	6726	
TR 1581 R	1-cyl.	E	0.6	BPM7A	7321	
TR 1585R	Eng.EMAK	E	0.7	BPMR8Y	2218	
TS 326 / TS 326 S	1-cyl.	E	0.6	BPM7A	7321	
TS 330	1-cyl.	E	0.6	BPMR7A	4626	
TS 355	1-cyl.	E	0.6	BPM7A	7321	
TT163-12' / TT163 14" / TT183-14' / TT183 16"	Eng.EMAK	C	0.7	BPMR8Y	2218	
ZLST 401Q	Eng.LONCIN	E	0.8	BPR7ES	2023	
ZLST 551Q	Eng.LONCIN, 182ccm	E	0.8	BPR7ES	2023	
ZLST 651QE	Eng.LONCIN, 212ccm	E	0.8	BPR7ES	2023	

EINHELL

BG-BC 30/1 / BG-BC 41 / BG-BC 43		B	0.6	BPMR7A	4626	
BG-BC 43/1 AS		B	0.6	BM6A	5921	
BG-PH 2652 / BHS 26		B	0.6	BPMR7A	4626	
BT-PG 2800		D	0.8	BPR7ES	2023	
BT-PG 850		D	0.6	BPR5ES	7422	
BT-PG 850/2		D	0.6	BM7A	6521	
BT-PG 850-1		D	0.6	BPR5ES	7422	
GC-PH 2155		B	0.6	BPMR7A	4626	
GC-PT 2538 I AS		B	0.6	BPM6A	7021	
GH-BC 43 AS		B	0.6	BM6A	5921	
GH-PT 2538 AS		B	0.6	BPM6A	7021	
MSB 34 / MT 24 / MT 26 / MTK 24		B	0.6	BPMR7A	4626	
NPG 850		D	0.6	BPR5ES	7422	
RBC 41		B	0.6	BPMR7A	4626	
STE 2500 / STE 3500 / STE 5500 / STE 800 / STE 800-1 / STE 850		D	0.6	BPR5ES	7422	

ELWELL-PARKER

Continental		F	0.6	AB-6	2910	
-------------	--	---	-----	------	------	--

ERICKSON

1237 Continental		E	0.6	AB-6	2910	
E-Z Loader		E	0.6	B6S	3510	Q302
F5W / F7 / Front End Loader / MCH / Powerkart / Rack Runner		E	0.6	AB-6	2910	

ERING

5PS RX		E	0.5	BR2-LM	5798	Q310
A 440 H / A 440 HV / A 443 H / A 448 H / A 448 HV / A 448 H-ZH / A 448 S		A	0.7	B4-LM	3410	
ABA 448 H		A	0.5	BR2-LM	5798	Q310
AH 453 H Alu / BH 448 H Alu / CO A 448 S HV		A	0.7	B4-LM	3410	
G4-87		A	0.5	BR2-LM	5798	Q310
GAN 3748 H ZH		A	0.7	B4-LM	3410	
GAN 4045 HI ZH / GT B 4840 P / GT B 4850 T / GT B 5350 ES / GT B 5350 T / H 3581 / H 448 HV		A	0.5	BR2-LM	5798	Q310
MH-H 15		E	0.5	BR2-LM	5798	Q310
Muko A 448 H-ZH / R 7608 S / R 7612 S / T 1012 S		A	0.7	B4-LM	3410	





Stock No.

Quick No.

ERING

T 102155 H / T 10217 H / T 106155 S		E	0.7	BKR5ES	2460	
T 3581		A	0.5	BR2-LM	5798	Q310
T 4		A	0.7	B4-LM	3410	
T 7613 H / T 9612 S		E	0.5	BR2-LM	5798	Q310
VBT-40		A	0.7	B4-LM	3410	
VBT-40 H		A	0.5	BR2-LM	5798	Q310

ETESIA

duocut 46	Eng.HONDA GCV 160, 160ccm, 1-cyl., 4.3hp	A	0.7	BPR5ES	7422	
pro 51 X	Eng.HONDA GXV 160, 163ccm, 1-cyl., 4.3hp	A	0.7	BPR5ES	7422	





EVERRIDE

Hornet	Eng.KAWASAKI FH 601V, 675ccm, 2-cyl., 19.0hp, V-Twin	A	0.7	BPR4ES	7222	
Hornet	Eng.KAWASAKI FH 680V, 675ccm, 2-cyl., 23.0hp, V-Twin	A	0.7	BPR4ES	7222	
Scorpion	Eng.KOHLER, 23.0hp	A	0.7	BKR5ES	2460	
Warrior	Eng.KOHLER CV 740, 27.0hp	A	0.6	BPR2ES	2264	
Warrior	Eng.KOHLER Command Pro, 30.0hp	A	0.7	BKR5ES	2460	
Warrior	Eng.KAWASAKI FH 721V, 675ccm, 2-cyl., 25.0hp, V-Twin	A	0.7	BPR4ES	7222	
Wasp	Eng.KAWASAKI FH 541V, 585ccm, 2-cyl., 17.0hp, V-Twin	A	0.6	BPMR6A	6726	
Wasp	Eng.KAWASAKI FH 430, 431ccm, 2-cyl., 15.0hp, V-Twin	A	0.9	BCPR6ES	2330	

EXMARK

Comm. 21X (ECXHNBB21)	Eng.HONDA GXV 160, 163ccm, 1-cyl.	A	0.7	BPR5ES	7422	
Comm. 21X (ECXKABBC21)	Eng.KAWASAKI FJ 180V, 179ccm, 1-cyl., KAI	A	0.8	BPR5ES	7422	
Commercial 21S (ECSKA21)	Eng.KAWASAKI FJ 180V, 179ccm, 1-cyl.	A	0.8	BPR5ES	7422	
Commercial 21X (ECXHN21)	Eng.HONDA GXV 160, 163ccm, 1-cyl.	A	0.7	BPR5ES	7422	
Commercial 21X (ECXK21) / Commercial 30	Eng.KAWASAKI FJ 180V, 179ccm, 1-cyl., KAI	A	0.8	BPR5ES	7422	
LaserZ S21(LZS749EKC604) / LaserZ S21(LZS749E-KC724)	Eng.KOHLER ECV 749	A	0.7	BKR5ES	2460	
LaserZ S21(LZS801KA524) / LaserZ S21(LZS801KA604) / LaserZ S21(LZS801KA724) / LaserZ X21(LZX-801KA606)	Eng.KAWASAKI FX 801V, 852ccm, 2-cyl., V-Twin	A	0.8	BPR4ES	7222	
LaserZ X21(LZX940EKC606)	Eng.KOHLER ECV 940	A	0.7	BKR6E	6962	
LaserZ X21(LZX980EKC726)	Eng.KOHLER ECV 980	A	0.7	BKR6E	6962	
LaserZ X21(LZX980KC606) / LaserZ X21(LZX980KC726)	Eng.KOHLER CV 980	A	0.7	BKR5ES	2460	
LaserZ E21(LZE600KA484)	Eng.KAWASAKI FX 600V, 603ccm, 2-cyl., V-Twin	A	0.8	BPR4ES	7222	
LaserZ E21(LZE691KA524)	Eng.KAWASAKI FR 691V, 726ccm, 2-cyl., V-Twin	A	0.8	BPR4ES	7222	
LaserZ E21(LZE730KA604)	Eng.KAWASAKI FX 730V, 726ccm, 2-cyl., V-Twin	A	0.8	BPR4ES	7222	
LaserZ E21(LZE740EKC604)	Eng.KOHLER CV 740	A	0.7	BKR5ES	2460	
LaserZ Prop. (LZS740PKC604) / LaserZ Propane (LZS740)	Eng.KOHLER PCV 740	A	0.7	BKR5ES	2460	
LaserZ S21(LZS651KA484)	Eng.KAWASAKI FX 651V, 726ccm, 2-cyl., V-Twin	A	0.8	BPR4ES	7222	
LaserZ S21(LZS691KA524)	Eng.KAWASAKI FS 691V, 726ccm, 2-cyl., V-Twin	A	0.8	BPR4ES	7222	
LaserZ S21(LZS740PKC604) / LaserZ S21(LZS740P-KC724)	Eng.KOHLER PCV 740	A	0.7	BKR5ES	2460	










      						
EXMARK						
LazerZ X21(LZX740EKC526)	Eng.KOHLER ECV 740	A	0.7	BKR5ES	2460	
Metro (MG481KA322P) / Metro (MG481KA362) / Metro (MG481KA362CA) / Metro (MG481KA483) / Metro (MG481KA483CA)	Eng.KAWASAKI FS 481V, 603ccm, 2-cyl., 14.5hp, V-Twin	A	0.8	BPR4ES	7222	
Navigator (NV640KC42) / Navigator (NV640KC48)	Eng.KOHLER CH 640	A	0.7	BKR5ES	2460	
Navigator (NV730EKC48)	Eng.KOHLER ECH 730	A	0.7	BKR5ES	2460	
Pioneer E (PNE651KA482)	Eng.KAWASAKI FR 651V, 726ccm, 2-cyl., V-Twin	A	0.8	BPR4ES	7222	
Pioneer S (PNS600KA443)	Eng.KAWASAKI FX 600V, 603ccm, 2-cyl., V-Twin	A	0.8	BPR4ES	7222	
Pioneer S (PNS651KA483)	Eng.KAWASAKI FR 651V, 726ccm, 2-cyl., V-Twin	A	0.8	BPR4ES	7222	
Pioneer E (PNE691KA522)	Eng.KAWASAKI FR 691V, 726ccm, 2-cyl., V-Twin	A	0.8	BPR4ES	7222	
Pioneer S (PNS680KC523)	Eng.KOHLER CV 680	A	0.7	BKR5ES	2460	
Pioneer S (PNS740KC604)	Eng.KOHLER CV 740	A	0.7	BKR5ES	2460	
Quest E(QTE651KA421)	Eng.KAWASAKI FR 651V, 726ccm, 2-cyl., V-Twin	A	0.8	BPR4ES	7222	
Quest E (QTE691KA501) / Quest S-Series	Eng.KAWASAKI FR 691V, 726ccm, 2-cyl., V-Twin	A	0.8	BPR4ES	7222	
Turf Tracer (TTS481KA363) / Turf Tracer (TTS481KA363CA) / Turf Tracer (TTS481KA483)	Eng.KAWASAKI FS 481V, 603ccm, 2-cyl., 14.5hp, V-Twin	A	0.8	BPR4ES	7222	
Turf TracerS Propane	Eng.KOHLER PCV 680	A	0.7	BKR5ES	2460	
Turf TracerS TTS541KA483CA / Turf TracerS TTS-541KA523	Eng.KAWASAKI FS 541V, 603ccm, 2-cyl., V-Twin	A	0.8	BPR4ES	7222	
Turf TracerS TTS600KAE523 / Turf TracerS TTS600KAW483	Eng.KAWASAKI FS 600V, 603ccm, 2-cyl., V-Twin	A	0.8	BPR4ES	7222	
Turf TracerS TTS680PKCE483	Eng.KOHLER PCV 680	A	0.7	BKR5ES	2460	
Turf TracerX TTX650EKCE524 / Turf TracerX TTX-650EKCE604 / Turf TracerX TTX650EKCE604N	Eng.KOHLER ECV 650	A	0.7	BKR5ES	2460	
Turf TracerX TTX680PKCE524 / Turf TracerX TTX680PKCE604	Eng.KOHLER PCV 680	A	0.7	BKR5ES	2460	
Turf TracerX TTX691KAE524 / Turf TracerX TTX-691KAE604 / Turf TracerX TTX691KAE604CA	Eng.KAWASAKI FX 691V, 726ccm, 2-cyl., V-Twin	A	0.8	BPR4ES	7222	
Vantage S (VTS541KA363) / Vantage S (VTS541KA363CA)	Eng.KAWASAKI FS 541V, 603ccm, 2-cyl., V-Twin	A	0.8	BPR4ES	7222	
Vantage S (VTS651KA484)	Eng.KAWASAKI FX 651V, 726ccm, 2-cyl., V-Twin	A	0.8	BPR4ES	7222	
Vantage S (VTS691KA484CA) / Vantage S (VTS691KA524) / Vantage S (VTS691KA624CA)	Eng.KAWASAKI FX 691V, 726ccm, 2-cyl., V-Twin	A	0.8	BPR4ES	7222	
Vantage X (VTX651KA484)	Eng.KAWASAKI FS 651V, 726ccm, 2-cyl., V-Twin	A	0.8	BPR4ES	7222	
Vantage X (VTX691KA524)	Eng.KAWASAKI FX 691V, 726ccm, 2-cyl., V-Twin	A	0.8	BPR4ES	7222	
Vantage X (VTX730EKC524)	Eng.KOHLER ECV 730	A	0.7	BKR5ES	2460	
Vantage X (VTX740EKC604)	Eng.KOHLER ECV 740	A	0.7	BKR5ES	2460	
Viking (VH481KA362) / Viking (VH481KA362CA) / Viking (VH481KA483)	Eng.KAWASAKI FS 481V, 603ccm, 2-cyl., 14.5hp, V-Twin	A	0.8	BPR4ES	7222	
FARMER						
F55 / F55A / F65		C	0.7	BM7A	6521	
FERRIS						
CCWKAV1536	Eng.KAWASAKI FS 541V, 603ccm, 2-cyl., 15.0hp, V-Twin	A	0.8	BPR4ES	7222	
CCWKAV2148 / CCWKAV2152	Eng.KAWASAKI FX 651V, 726ccm, 2-cyl., 20.5hp, V-Twin	A	0.8	BPR4ES	7222	
CCWKAV2452 / CCWKAV2461	Eng.KAWASAKI FX 730V, 726ccm, 2-cyl., 23.5hp, V-Twin	A	0.8	BPR4ES	7222	
EVKAV1936	Eng.KAWASAKI FH 580V, 585ccm, 2-cyl., 19.0hp, V-Twin	A	0.7	BPMR6A	6726	
EVKAV2048	Eng.KAWASAKI FX 600V, 603ccm, 2-cyl., 20.0hp, V-Twin	A	0.8	BPR4ES	7222	

FERRIS						
EVKAV2652	Eng.KAWASAKI FX 730V, 726ccm, 2-cyl., 26.0hp, V-Twin	A	0.8	BPR4ES	7222	
EVKAV2748	Eng.KAWASAKI FX 751V, 852ccm, 2-cyl., 27.0hp, V-Twin	A	0.8	BPR4ES	7222	
F800XBV31	Eng.B&S Vanguard, 31.0hp	A	0.7	BKR5ES	2460	
HC32KAV15E / HC36KAV15E	Eng.KAWASAKI FS 541V, 603ccm, 2-cyl., 15.0hp, V-Twin	A	0.8	BPR4ES	7222	
IS1500KAV1948	Eng.KAWASAKI FS 600V, 603ccm, 2-cyl., 18.5hp, V-Twin	A	0.8	BPR4ES	7222	
IS1500ZB2644 / IS1500ZB2648	Eng.B&S Comm. Turf Series, 26.0hp	A	0.7	BKR5ES	2460	
IS1500ZCKAV2461	Eng.KAWASAKI FS 730V, 726ccm, 2-cyl., 25.0hp, V-Twin	A	0.8	BPR4ES	7222	
IS1500ZKA1944	Eng.KAWASAKI FS 600V, 603ccm, 2-cyl., 18.5hp, V-Twin	A	0.8	BPR4ES	7222	
IS1500ZXB2652	Eng.B&S Comm. Turf Series, 26.0hp	A	0.7	BKR5ES	2460	
IS1500ZXB2861	Eng.B&S Comm. Turf Series, 28.0hp	A	0.7	BKR5ES	2460	
IS1500ZXKAV2352	Eng.KAWASAKI FS 691V, 726ccm, 2-cyl., 23.0hp, V-Twin	A	0.8	BPR4ES	7222	
IS2000ZBH2852	Eng.B&S Comm. Turf Series, 28.0hp	A	0.7	BKR5ES	2460	
IS2000ZKA2661 / IS200ZKAV2652	Eng.KAWASAKI FX 801V, 852ccm, 2-cyl., 25.5hp, V-Twin	A	0.8	BPR4ES	7222	
IS500ZB2444	Eng.B&S Professional Series, 24.0hp	A	0.7	BKR5ES	2460	
IS500ZB2752 / IS500ZB2761 / IS600ZB2744 / IS600ZB2748	Eng.B&S Professional Series, 27.0hp	A	0.7	BKR5ES	2460	
IS600ZKAV1944	Eng.B&S Comm. Turf Series, 26.0hp	A	0.7	BKR5ES	2460	
IS600ZKAV1948	Eng.KAWASAKI FS 600V, 603ccm, 2-cyl., 18.5hp, V-Twin	A	0.8	BPR4ES	7222	
IS700KAV2461	Eng.KAWASAKI FS 730V, 726ccm, 2-cyl., 25.0hp, V-Twin	A	0.8	BPR4ES	7222	
IS700ZB2852 / IS700ZB2861	Eng.KAWASAKI FX 801V, 852ccm, 2-cyl., 25.5hp, V-Twin	A	0.8	BPR4ES	7222	
IS700ZKAV2352	Eng.KAWASAKI FS 691V, 726ccm, 2-cyl., 23.0hp, V-Twin	A	0.8	BPR4ES	7222	
IS700ZXB2652	Eng.Vanguard Big Block, 28.0hp	A	0.7	BKR5ES	2460	
Procut S	Eng.B&S Comm. Turf Series, 27.0hp	A	0.7	BKR5ES	2460	
Procut S	Eng.KAWASAKI FS 730V, 726ccm, 2-cyl., 24.0hp, V-Twin	A	0.8	BPR4ES	7222	

FICHTEL & SACHS						
Sachs		B	0.7	BMR6A	7421	
Sachs		B	0.7	BR6HS	4200	Q209
Sachs KS30 / Sachs KS31		C	0.6	BR7HS	4737	Q211
SB 102 / SB 126 / SB 151 / SB 151 A		A	0.6	B5HS	4210	
SB 93		A	0.6	B-4H	4110	
ST 102 / ST 126 / ST 151		A	0.6	B7HS	5110	Q204
ST 203 / ST 204	(Ø 18 mm)	A	0.6	AB-7	3010	
ST 204	(Ø 14 mm)	A	0.6	B7HS	5110	Q204
ST 251	(Ø 18 mm)	A	0.6	AB-7	3010	
ST 251	(Ø 14 mm)	A	0.6	B7HS	5110	Q204
ST 282	(Ø 18 mm)	A	0.6	AB-7	3010	
ST 76 / ST 96		A	0.6	B5HS	4210	

FLYMO						
420XLPD / 420XLPDE / 420 XL Vantage		A	0.7	BR2-LM	5798	Q310



      						
FLYMO						
508 Chief		A	0.7	B2-LM	1147	
BVL 320		D	0.5	BPMR7A	4626	
BVL 320 Blowervac		B	0.6	BPMR6A	6726	
Chevron 420GL		A	0.7	BMR6A	7421	
Chevron 420GL AutoDrive		A	0.6	BM6A	5921	
Contractor 21 / Contractor 47		A	0.7	BP5S	3011	
Contractor 47T		A	0.6	B4-LM	3410	
Contractor 52		A	0.7	BP5S	3011	
Contractor GCL75		A	0.7	BMR6A	7421	
Contractor GT2-6		A	0.5	B6HS-5	6154	
Domestic		A	0.6	B4-LM	3410	
EC10	Eng.FUJI-ROBIN	A	0.6	BR6S	3522	
F20		A	0.7	B2-LM	1147	
GT 2		A	0.5	B7HS	5110	Q204
GT2-7		A	0.5	BP4HS	3611	
GT 4S		A	0.6	B4-LM	3410	
HTL 170		B	0.6	BPM6A	7021	
HTL 480		E	0.5	BPMR6A	6726	
L 300		A	0.5	BPMR7A	4626	
L 38 Pilot		A	0.5	B4-LM	3410	
L 400		A	0.7	BPMR6A	6726	
L 47 Pilot / L 50 Contractor		A	0.5	B4-LM	3410	
Lawnchief 508		A	0.7	B2-LM	1147	
LT 10/36 / LT 12/36 / LT 12/38		A	0.8	BMR6A	7421	
Maxi Trim		B	0.6	BMR6A	7421	
Maxi Trim 380 / Maxi Trim 430S / Maxi Trim 460S		B	0.6	BPMR6A	6726	
Maxi Trim Super		A	0.8	BMR6A	7421	
MotorHacke 35 / Professional		A	0.6	B4-LM	3410	
RL400	Eng.B&S	A	0.7	BR2-LM	5798	Q310
RL 400		A	0.6	B2-LM	1147	
RL 420 / RL 420 PD / RL 420 PDE		A	0.8	BMR6A	7421	
RL 500 / RL 550		A	0.6	B2-LM	1147	
RRL 420 / RRL 420 PD / RRL 420 PDE		A	0.7	B2-LM	1147	
SP75	Eng.TECUMSEH	A	0.6	B6S	3510	Q302
SP75B / Super		A	0.6	B4-LM	3410	
Super Maxi Trim		B	0.6	BMR6A	7421	
FMC						
DM10 E200	Eng.B&S 130900, 5.0hp	E	0.7	BR2-LM	5798	Q310
FOLUX						
F 150 / F 165 / F 180A / F 2 / F 3 / F 30 / F 35 / F 3A / F 4 / F 40 / F 41 / F 4A / F 55A / F 5A / F 6 / F 7 / F 7A / F 8		C	0.7	BPMR6A	6726	
FORD						
960.1 / 960.2		C	0.8	BM6A	5921	
Eagle I / Eagle II / Hawk		C	0.6	BMR6A	7421	
FORESTER						
CS-100 / CS-350 / CS-580		C	0.8	BM4A	5628	
FRIGIDAIRE HOME PROD.						
RidingTractor	18.0hp	A	0.8	BMR6A	7421	



Stock No.

Quick No.

FRONTER-TML (Quadra)Einhell / F35 / F35VIP / FB35 / FB35VIP / Fercad / Greens
B / Mark I / Pionner / Ranch / Rocky / Star diffusion / VIP

C

0.7

BM7A

6521

FUJI-ROBIN

BE 221	Eng.EC022GR, 22ccm	B	0.7	BM7A	6521	
BE 251		B	0.7	BM7A	6521	
BE 26	Eng.EC02F, 27ccm	B	0.7	BM7A	6521	
BH 2500	25ccm	B	0.6	CMR6A	1223	
BH 2500 AU	25ccm	B	0.6	BM6A	5921	
BH 3500 AU / BH 3600 AU	34ccm	B	0.6	BM6A	5921	
CB 04		E	0.6	B7HS	5110	Q204
CB 06		E	0.7	B6HS	4510	Q203
CB 411 / CB 412		E	0.6	BPM7A	7321	
F 12P		D	0.6	B7HS	5110	Q204
FA 51		D	0.6	B6S	3510	Q302
FB 04		D	0.6	B7HS	5110	Q204
FG 14 III		D	0.6	B6HS	4510	Q203
FH 03 / FH 03-3A / FH 04 / FH 04-2A		D	0.6	B7HS	5110	Q204
FL 40		D	0.7	B7HS	5110	Q204
FL 4D		D	0.6	B7HS	5110	Q204
HT 01	Eng.EC01E, 15ccm	B	0.7	BM7A	6521	
HT 01 T	Eng.EC01E, 16ccm	B	0.7	BM7A	6521	
HT 02 / HT 02 T	Eng.EC02R, 23ccm	B	0.7	BM7A	6521	
HT 171	Eng.EC01E, 16ccm	B	0.7	BM7A	6521	
HT 200	Eng.EC02ER, 20ccm	B	0.7	BM7A	6521	
HT 221	Eng.EC022GR, 22ccm	B	0.7	BM7A	6521	
HT 231 T	Eng.EC02H, 23ccm	B	0.7	BM7A	6521	
HT 750	Eng.EC022GR, 22ccm	B	0.7	BM7A	6521	
KC 252A		D	0.6	B6HS	4510	Q203
KE 51 / KH 51		D	0.6	B6S	3510	Q302
KM 51 / KM 61		D	0.6	B7S	3710	
NB 02	Eng.EC02R, 23ccm	B	0.6	BM7A	6521	
NB 02-2A / NB 02-2B		B	0.6	BM7A	6521	
NB 024		B	0.6	B7HS	5110	Q204
NB 02 A / NB 02 T	Eng.EC02R, 23ccm	B	0.6	BM7A	6521	
NB 03 / NB 03-2D		B	0.6	B7HS	5110	Q204
NB 03 A	Eng.EC02R, 23ccm	B	0.6	BM7A	6521	
NB 04	40ccm	B	0.6	BM7A	6521	
NB 04-2D	Eng.EC04-3R, 40ccm	B	0.6	BM7A	6521	
NB 04-2E / NB 04-2F		B	0.6	BR7HS	4737	Q211
NB 16		B	0.6	BM7A	6521	
NB 16 F	Eng.EC01E, 15ccm	B	0.6	BM7A	6521	
NB 16 S / NB 16 T	Eng.EC01E, 15ccm	B	0.7	BM7A	6521	
NB 16 Z		B	0.6	BM7A	6521	
NB 171		B	0.7	BM7A	6521	
NB 2001	Eng.EC02G, 20ccm	B	0.7	BM7A	6521	
NB 211	Eng.EC02E, 20ccm	B	0.6	BM7A	6521	
NB 211 A / NB 211 AV / NB 211 AW		B	0.6	BM7A	6521	
NB 211 C / NB 211 T	Eng.EC02E, 20ccm	B	0.6	BM7A	6521	
NB 212		B	0.6	BM7A	6521	
NB 221		B	0.7	BM7A	6521	
NB 223	Eng.EC022G, 22ccm	B	0.6	BM7A	6521	
NB 231 / NB 231 C	Eng.EC02H, 23ccm	B	0.6	BM7A	6521	





Stock No.

Quick No.

FUJI-ROBIN

NB 232		B	0.6	BM7A	6521	
NB 23 F / NB 23 S / NB 23 T	Eng.EC02R, 23ccm	B	0.7	BM7A	6521	
NB 24		B	0.6	BR7HS	4737	Q211
NB 251 / NB 252 / NB 253 / NB 253 A	Eng.EC025R, 25ccm	B	0.6	BM7A	6521	
NB 26	Eng.EC02F, 27ccm	B	0.6	BM6A	5921	
NB 262 / NB 263		B	0.6	BPM7A	7321	
NB 27	Eng.EC02FH, 27ccm	B	0.6	BM6A	5921	
NB 281 / NB 281 AU	Eng.EC02FH, 27ccm	B	0.7	BMR7A	4226	
NB 31	Eng.EC03, 31ccm	B	0.6	BM6A	5921	
NB 320		B	0.6	BM7A	6521	
NB 321	Eng.EC03F, 31ccm	B	0.7	BMR7A	4226	
NB 34		B	0.6	BR7HS	4737	Q211
NB 351	Eng.EC03E, 34ccm	B	0.6	BM7A	6521	
NB 40		B	0.6	B7HS	5110	Q204
NB 411	Eng.EC04E, 40ccm	B	0.7	BMR7A	4226	
NB 50		B	0.6	BM7A	6521	
NB 500	52ccm	B	0.6	BM6A	5921	
NB 50 L	Eng.EC05M, 52ccm	B	0.6	BM6A	5921	
NBE 251		B	0.6	BM7A	6521	
NBF 171	Eng.EC01E, 16ccm	B	0.6	BM7A	6521	
NBF 2001	Eng.EC020G, 20ccm	B	0.6	BM7A	6521	
NBF 211	Eng.EC02E, 20ccm	B	0.6	BM7A	6521	
NBF 231 / NBF 232		B	0.6	BM7A	6521	
NBF 251 / NBF 252	Eng.EC025R, 25ccm	B	0.6	BM7A	6521	
NBH 263		B	0.6	BPM7A	7321	
NBK 231 / NBK 232		B	0.6	BM7A	6521	
NBK 262		B	0.7	BPM7A	7321	
NBK 263		B	0.6	BPM7A	7321	
NBK 351	36ccm	B	0.6	BM6A	5921	
NBK 411	40ccm	B	0.6	BM6A	5921	
NBKA 262 / NBT 415		B	0.6	BPM7A	7321	
NF 03 / NF 03-2AD / NF 04 / NF 04-SA / NF 04-SB		D	0.6	B7HS	5110	Q204
NF 302 / NF 351 / NF 352 / NF 400 / NF 411 / NF 412 / NF 500 / NF 511 / NF 512 / NF 600		D	0.7	BPM7A	7321	
PKV 110	Eng.FUJI-ROBIN EH025, 1-cyl., Air cooled	E	0.6	CMR6A	1223	
PKX 201	Eng.FUJI-ROBIN EX13, 126ccm, 1-cyl., 2.2hp, Air cooled	D	0.6	BR6HS	4200	Q209
PKX 201 H	Eng.FUJI-ROBIN EX17, 169ccm, 1-cyl., 4.0hp, Air cooled	D	0.6	BR6HS	4200	Q209
PKX 201 ST	Eng.FUJI-ROBIN EX13, 126ccm, 1-cyl., 2.2hp, Air cooled	D	0.6	BR6HS	4200	Q209
PKX 201 T	Eng.FUJI-ROBIN EX17, 169ccm, 1-cyl., 4.0hp, Air cooled	D	0.6	BR6HS	4200	Q209
PKX 210 / PKX 220 / PKX 220 ST	Eng.FUJI-ROBIN EX16, 1-cyl., Air cooled	D	0.6	BR6HS	4200	Q209
PKX 301 / PKX 301 ST	Eng.FUJI-ROBIN EX17, 169ccm, 1-cyl., 4.0hp, Air cooled	D	0.6	BR6HS	4200	Q209
PKX 301 T	Eng.FUJI-ROBIN EX27, 265ccm, 1-cyl., 7.1hp, Air cooled	D	0.6	BR6HS	4200	Q209





Tool*










Stock No.

Quick No.

FUJI-ROBIN

PKX 310 / PKX 320 / PKX 320 ST	Eng.FUJI-ROBIN EX17, 169ccm, 1-cyl., 4.0hp, Air cooled	D	0.6	BR6HS	4200	Q209
PKX 401	Eng.FUJI-ROBIN EX27, 265ccm, 1-cyl., 7.1hp, Air cooled	D	0.6	BR6HS	4200	Q209
PKX 401 T	Eng.FUJI-ROBIN EX40, 404ccm, 1-cyl., 9.5hp, Air cooled	D	0.6	BR6HS	4200	Q209
PR 06		D	0.7	B6HS	4510	Q203
PR 08		D	0.7	B7HS	5110	Q204
Pro 250 / Pro 270		D	0.8	BP5ES	6511	
Pro 400	S/N →1002006	D	0.6	B6HS	4510	Q203
Pro 400	S/N 1002007→	D	0.7	B6ES	7310	
Pro 400S E	S/N →1002006	D	0.6	B6HS	4510	Q203
Pro 400S E	S/N 1002007→	D	0.7	B6ES	7310	
Pro 400S G	S/N →1002006	D	0.6	B6HS	4510	Q203
Pro 400S G	S/N →1002007	D	0.7	B6ES	7310	
Pro 500S		D	0.7	B6HS	4510	Q203
Pro 6		D	0.6	BP6HS	4511	
Pro 8		D	0.7	B7HS	5110	Q204
PS 04		D	0.6	B7HS	5110	Q204
PT	16ccm	B	0.6	BM6A	5921	
PTX 201 D	Eng.FUJI-ROBIN EX17, 169ccm, 1-cyl., 4.0hp, Air cooled	D	0.6	BR6HS	4200	Q209
PTX 301 D	Eng.FUJI-ROBIN EX13, 126ccm, 1-cyl., 2.2hp, Air cooled	D	0.6	BR6HS	4200	Q209
R 1100		D	0.7	BMR4A	5728	
R 12P		D	0.6	B7HS	5110	Q204
R 1300	3.5hp	D	0.7	B6HS	4510	Q203
R 1700i		D	0.7	BMR4A	5728	
RC 04 / RC 04-2A / RC 04A / RC 04C / RC 07 / RC 07A		D	0.6	B7HS	5110	Q204
RCL 411		D	0.7	BPM4A	5928	
RCO 600		D	0.8	BPR5EY	2828	
RG 10 C / RG 10 DC / RG 121 C / RG 121 DC / RG 15 / RG 15 C / RG 17 / RG 17 D / RG 25 / RG 25 D		D	0.7	B6HS	4510	Q203
RG 2800iS	Eng.FUJI-ROBIN EX 17, 169ccm, 1-cyl., 4.0hp, Air cooled	D	0.6	BR6HS	4200	Q209
RG 301D / RG 302		D	0.7	B6HS	4510	Q203
RG 3200iS	Eng.FUJI-ROBIN EX 21, 211ccm, 1-cyl., 5.0hp, Air cooled	D	0.6	BR6HS	4200	Q209
RG 33 / RG 33 D / RG 401 / RG 401D		D	0.7	B6HS	4510	Q203
RG 4300iS	Eng.FUJI-ROBIN EX 27, 265ccm, 1-cyl., 7.1hp, Air cooled	D	0.6	BR6HS	4200	Q209
RGK 161 / RGK 301		D	0.6	BP4HS	3611	
RGV 12100	22.0hp	D	0.7	B6HS	4510	Q203
RGV 13000T	18.0hp	D	0.7	B6HS	4510	Q203
RGV 2800 / RGV 4100		D	0.7	B6HS	4510	Q203
RGV 6100	11.0hp	D	0.7	B6HS	4510	Q203
RGV 7500	13.5hp	D	0.7	B6HS	4510	Q203
RGX 2900	Eng.FUJI-ROBIN EX 17D, 169ccm, 1-cyl., Air cooled	D	0.7	BR6HS	4200	Q209
RGX 3600	Eng.FUJI-ROBIN EX 21D, 211ccm, 1-cyl., Air cooled	D	0.6	BR6HS	4200	Q209



      						
FUJI-ROBIN						
RGX 4800 / RGX 4800 E	Eng.FUJI-ROBIN EX 27D, 265ccm, 1-cyl., Air cooled	D	0.6	BR6HS	4200	Q209
RGX 6500 / RGX 6500E	Eng.FUJI-ROBIN EX 35D, 404ccm, 1-cyl., Air cooled	D	0.7	BR6HS	4200	Q209
RGX 7500 / RGX 7500E	Eng.FUJI-ROBIN EX 40D, 404ccm, 1-cyl., Air cooled	D	0.7	BR6HS	4200	Q209
RS 02 / RS 02B		D	0.6	BM7A	6521	
RS 03 / RS 03-3A / RS 03-4		D	0.6	B7HS	5110	Q204
RS 232 / RS 233		D	0.6	BM7A	6521	
RS 301 / RS 331 / RS 350 / RS 401 / RS 412 / RS 450		D	0.6	B7HS	5110	Q204
RSP 232 / RSX		D	0.6	BM7A	6521	
RT 40 / RT 50 / RT 60		D	0.6	B6HS	4510	Q203
SD 04 / SD 04-2B		D	0.6	B7HS	5110	Q204
SD 06 / SD 06-B		D	0.6	B6HS	4510	Q203
SG 1000-II	Eng.FUJI-ROBIN EY 15D	D	0.6	BR6HS	4200	Q209
SG 2000-II	Eng.EY 20D	D	0.6	BR6HS	4200	Q209
SG 550		D	0.7	BMR4A	5728	
SGL1500-II	Eng.FUJI-ROBIN EY 15D	D	0.6	BR6HS	4200	Q209
SGL 2000-II	Eng.EY 20D	D	0.6	BR6HS	4200	Q209
SGL 2200-II	Eng.FUJI-ROBIN EY 17D	D	0.6	BR6HS	4200	Q209
SGL 3000-II	Eng.EY 28D	D	0.8	BPR6HS	7022	Q214
SGV 2200 / SGV 2600	Eng.FUJI-ROBIN EY 17D	D	0.6	BR6HS	4200	Q209
SGV 4000		D	0.6	BR6HS	4200	Q209
SGX 3500	Eng.FUJI-ROBIN EX 21, 211ccm, 1-cyl., 7.0hp	D	0.7	BR6HS	4200	Q209
SGX 5000	Eng.FUJI-ROBIN EX 30, 287ccm, 1-cyl., 9.5hp	D	0.7	BR6HS	4200	Q209
SGX 7000E	Eng.FUJI-ROBIN EX 40, 404ccm, 1-cyl., 14.0hp	D	0.7	BR6HS	4200	Q209
SP 06B		D	0.7	B6HS	4510	Q203
SP 170	5.7hp	D	0.6	BR6HS	4200	Q209
ST 041 / ST 052 / ST 41 / ST 50 / ST 51 / ST 52 / ST 60		E	0.6	BP4HS	3611	
SX 17 / SX 21 / SX 30		D	0.6	BR4HS	3322	
FULTON						
20		E	0.6	B-4L	3112	
27-40 / 42		E	0.7	AB-6	2910	
60		E	0.8	BP5ES	6511	
80		E	0.8	WR5	2438	
GAR-BRO						
1000		E	0.6	B6S	3510	Q302
1200		E	0.6	B5ES	6410	
1400 / Power Cart Gladden 75		E	0.6	B6S	3510	Q302
Truck	Morris Minor	E	0.6	B5ES	6410	
Truck	Willys	E	0.6	B6S	3510	Q302
GARDEN						
Contractor 760	12.5hp	A	0.7	BR2-LM	5798	Q310
Sprint 950 / Stingray		A	0.8	BPR5ES	7422	
GARDENPRIDE						
BP56BPB	57ccm, 3.4hp	E	0.6	BPMR7A	4626	
EB260BN	Eng.1E34FN, 25ccm, 1-cyl.	E	0.6	BPMR7A	4626	
EBV260BN	Eng.1E34FN, 25ccm	E	0.6	BPMR7A	4626	
GG260N	Eng.1E34FN, 33ccm, 0.9hp	B	0.6	BPMR7A	4626	



Tool*



Stock No.

Quick No.

GARDENPRIDE

GP263N1C	Eng.1E34FN, 26ccm, 0.9hp, Air cooled	E	0.6	BPMR7A	4626	
GZJ260AE	Eng.YJ1E34FN, 25ccm, 0.8hp, Air cooled	E	0.6	BPMR7A	4626	
SL700D / SLP600D	Eng.1E34FN-3, 26ccm, 0.7hp	E	0.6	BPMR7A	4626	

GARDOL

Edition 2	Eng.HONDA GCV 160, 160ccm, 1-cyl., 3.8hp	A	0.7	BPR5ES	7422	
Edition XXL	Eng.HONDA GCV 190, 187ccm, 1-cyl., 4.6hp	A	0.5	BPR5ES	7422	
GBH 46 R	Eng.HONDA GCV 160, 160ccm, 1-cyl., 3.8hp	A	0.7	BPR5ES	7422	
GBHI 750		B	0.7	BM6A	5921	
GBM-E 51 R HW E	3.7hp	A	0.5	BPR7ES	2023	
GTR-E 51 HW		A	0.5	BPR7ES	2023	








GEHL

GL2600		E	0.6	BR6ES	4922	
GL4700		E	0.6	BP6ES	7811	
HL2500A / HL3000		E	0.6	B5ES	6410	
HL4300		E	0.6	AB-6	2910	
HL4500		E	0.7	BPR5ES	7422	
HL4700	LPG	E	0.7	BPR5ES	7422	
SL3510 / SL4510		E	0.7	BPR5ES	7422	

GENERAC

1470	Eng.GENERAC, 14.0hp	D	0.7	BKR5E	7938	
1645	Eng.GENERAC, 7.8hp	D	0.7	BKR5E	7938	
1646	Eng.B&S GenTek, 10.0hp	D	0.7	BKR5E	7938	
C 10000		D	0.7	BKR5E	7938	
C 2400 / C 4000 / C 5000 / C 5000E		D	0.7	B2-LM	1147	
C 8000		D	0.7	BKR5E	7938	
Centurion 3250	1-cyl., 4.4hp	D	0.7	BPR6ES	7822	
EPS 12 / EPS 20		D	0.9	BPR5ES	7422	
EPS 25		D	0.7	BPR6ES	7822	
EPS 8 AC		D	0.7	BKR5E	7938	
Fiat 1.6L		D	0.7	BPR6ES	7822	
G 1000		D	0.6	BPMR6A	6726	
G 1000M	2.4hp	D	0.6	BPR6HS	7022	Q214
G 1600		D	0.6	BPMR6A	6726	
G 2600		D	0.6	B6HS	4510	Q203
G 4000		D	0.6	BPR4HS	7823	
Generac 1.0L / Generac 1.2L		D	0.9	BPR6ES	7822	
Generac 1.3L		D	0.6	BP6ES	7811	
Generac 562 SXL		D	0.6	BPR5HS	6222	
Generac II	Eng.B&S, 16.0hp	D	0.7	BKR5E	7938	
Generac II - 1.2L		D	0.9	BPR6ES	7822	
Generac MC40		D	0.6	BPR5HS	6222	
Generac TXP45		D	0.6	BR6S	3522	
GMC 2.5L 151ci.		D	0.6	BPR5ES	7422	
GMC 5.7L 350 ci. / GMC 7.4L 454 ci.		D	0.9	UR4	6630	
GP 15000E / GP 17500E		D	1.0	BKR5E	7938	
GP 1800 / GP 3250		D	0.7	BPR6ES	7822	
GP 5500 / GP 6500 / GP 6500E / GP 7500E		D	0.7	BPR7ES	2023	
Home & Away 1850		D	0.6	B2-LM	1147	



      						
GENERAC						
IM 60G		D	0.7	BR6S	3522	
IX1400 / IX1600		D	0.7	BPR7HS	6422	Q215
IX 2000		D	0.7	BPR6ES	7822	
IX 2000	5793-0 / 5793-1	D	0.7	CR5HSB	6535	
IX 800		D	0.7	CR7HSA	4549	
L 4000 / L 4000E / L 5000 / L 5000E		D	0.7	B2-LM	1147	
LP 3250 / LP 5500		D	0.8	BPR7ES	2023	
MC Series	V-Twin	D	0.7	BKR5E	7938	
Mega 2500 / Mega 2500T		D	0.6	B2-LM	1147	
MF 6500		D	0.7	BKR5E	7938	
Nissan 1.2L		D	0.9	BPR5ES	7422	
NP 100G		D	0.6	BPR6ES	7822	
NP 45G / NP 55G / NP 65G		D	0.7	BKR5E	7938	
NP 80G		D	0.6	BPR6ES	7822	
Opel 1000cc		D	0.6	BP6HS	4511	
Opel 1200cc		D	0.6	BPR6HS	7022	Q214
R 10000 / R 10000E / R 3500XL		D	0.7	BKR5E	7938	
R 4000		D	0.6	B6HS	4510	Q203
R 6000 / R 8000 / R 8000E		D	0.7	BKR5E	7938	
Robin		D	0.6	B6HS	4510	Q203
S 1000		D	0.6	BM7A	6521	
S 1500		D	0.7	B2-LM	1147	
S 1600		D	0.6	B6HS	4510	Q203
S 2400		D	0.7	B2-LM	1147	
S 2600		D	0.6	BPR4HS	7823	
S 4000		D	0.7	BR6S	3522	
S 4000E / S 5000		D	0.7	B2-LM	1147	
SG 012		D	0.9	BPR6ES	7822	
SG 015		D	0.9	TR5	2238	
SG 016 / SG 020		D	0.9	BPR6ES	7822	
SV 1850		D	0.6	B2-LM	1147	
SV 2400 / SV 4200 / SVP 5000		D	0.7	B2-LM	1147	
SVP 500T		D	0.7	BR6S	3522	
SVPE 5000 / SVT 4200 / SVT 5000		D	0.7	B2-LM	1147	
XE Series	1-cyl.	D	0.7	BKR5E	7938	
XG 10000E	V-Twin	D	0.7	BPR6HS	7022	Q214
XG 4000 / XG 6500E / XG 7000E / XG 8000E		D	0.7	BKR5E	7938	
XL Series	V-Twin	D	0.7	BKR5E	7938	
XP 10000E		D	0.7	BPR6HS	7022	Q214
XP 4000 / XP 6500E / XP 8000E		D	0.7	BKR5E	7938	
GOLDEN STAR						
CFB8D-GX35	Eng.HONDA GX35, 36ccm, 1.6hp	B	0.7	CMR5H	7599	
CFB8D-TJ35E	Eng.KAWASAKI TJ35E, 34ccm, 1.6hp	B	0.7	BPMR7A	4626	
CFB8D-TJ45E	Eng.KAWASAKI TJ45E, 45ccm, 2.2hp	B	0.7	BPMR7A	4626	
CFB8D-TJ53E	Eng.KAWASAKI TJ35E, 53ccm, 2.7hp	B	0.7	BPMR7A	4626	
NFB4CD-TJ27E	Eng.KAWASAKI TJ27E, 26ccm, 1.5hp	B	0.7	BPMR7A	4626	
NFP4CD-GX25	Eng.HONDA GX25, 25ccm, 1.1hp	B	0.7	CMR5H	7599	
NFP4CD-TJ27E	Eng.KAWASAKI TJ27E, 26ccm, 1.5hp	B	0.7	BPMR7A	4626	



Tool*



Stock No.

Quick No.

GOLDEN STAR

NFP4T-TJ27E	Eng.KAWASAKI TJ27E, 26ccm, 1.2hp	B	0.7	BPMR7A	4626	
RCD-5300APL-HD	Eng.KAWASAKI FC180V, 182ccm, 6.0hp	A	0.8	BP5ES	6511	

GRAINGER

2Z573 / 2Z760 / 2Z970 / 2Z971 / 4Z022 / 4Z023		C	0.6	BMR6A	7421	
---	--	---	-----	-------	------	--

GRASS HOPPER

614	Eng.B&S 2944471196A1, 480ccm	A	0.7	BKR5ES	2460	
616	Eng.B&S 3034471222A1, 480ccm	A	0.7	BKR5ES	2460	
718	Eng.B&S 3504471195A1, 570ccm	A	0.7	BKR5ES	2460	
720K	Eng.KOHLER Command, 22.0hp, PS64510	A	0.7	BKR5ES	2460	
721	Eng.KUBOTA WG750S-1, 750ccm	A	1.1	BCPR4ES-11	2378	
725K	Eng.KOHLER, 725ccm, PS68562	A	0.7	BKR5ES	2460	
725	Eng.KUBOTA WG750B, 750ccm	A	1.1	BCPR4ES-11	2378	
725	Eng.KUBOTA WG750E, 750ccm	A	1.1	BCPR4ES-11	2378	

GRASS WAND

All models		B	0.7	BR2-LM	5798	Q310
Xenoah engines	Eng.XENOAH	B	0.7	BM7A	6521	

GRAVELY

Pro-Trim 946153	Eng.KOHLER XT-7.75, 4.5hp	B	0.8	BKR5ES	2460	
-----------------	---------------------------	---	-----	--------	------	--








GREAT DANE

Brutus GBKH2752S / Brutus GBKH2761S	Eng.KOHLER, 27.0hp	A	0.7	BKR5ES	2460	
Brutus GBKW2552S	Eng.KAWASAKI, 25.0hp	A	0.8	BPR2ES	2264	
Brutus GBKW2561S	Eng.KAWASAKI, 25.0hp	A	0.7	BPR2ES	2264	
Chariot GCB2348S	Eng.B&S Vanguard, 23.0hp	A	0.7	BKR5ES	2460	
Chariot GCBR2652S	Eng.B&S, 26.0hp	A	0.7	BKR5ES	2460	
Chariot GCKA1948S	Eng.KAWASAKI, 19.0hp, KAI	A	0.8	BPR4ES	7222	
Chariot GCKH2352S	Eng.KOHLER, 23.0hp	A	0.7	BKR5ES	2460	
Chariot GCKW2352S / Chariot GCKW2561S	Eng.KAWASAKI, 23.0hp	A	0.7	BPR4ES	7222	
Scamper GLKA1536S	Eng.KAWASAKI, 15.0hp, KAI	A	0.8	BPR4ES	7222	
Scamper GLKA1948S / Scamper GLKA1952S	Eng.KAWASAKI, 19.0hp, KAI	A	0.8	BPR4ES	7222	
Scamper GLKW1536S	Eng.KAWASAKI, 15.0hp, KAI	A	0.8	BPR4ES	7222	
Scamper GLKW1748S	Eng.KAWASAKI, 17.0hp, KAI	A	0.8	BPR4ES	7222	
Super Surfer GSKA1948S	Eng.KAWASAKI, 19.0hp, KAI	A	0.8	BPR4ES	7222	
Super Surfer GSKH2352S / Super Surfer GSKW2352S	Eng.KAWASAKI, 23.0hp	A	0.8	BPR4ES	7222	
Surfer GSRKA1934S / Surfer GSRKA1948S / Surfer GSRKA1952S	Eng.KAWASAKI, 19.0hp, KAI	A	0.8	BPR4ES	7222	
Surfer GSRKW2352S	Eng.KAWASAKI, 23.0hp	A	0.8	BPR4ES	7222	

GREEN MACHINE

20		C	0.8	BPMR6F	1270	
30 / 33 / 38		C	0.8	BPMR7A	4626	
1600		B	0.7	BMR6F	2144	
1700 / 1730 / 1900 / 1900E		B	0.7	BMR6A	7421	
1930M		B	0.7	BMR6A	7421	
1930		B	0.7	BMR6F	2144	



      						
GREEN MACHINE						
1940M / 2000 / 2100 / 2200		B	0.7	BMR6A	7421	
1940		B	0.8	BPMR6F	1270	
2230		B	0.7	BMR6F	2144	
2300 / 2400 / 2400M3 / 2500		B	0.7	BMR6A	7421	
2500LP / 2540LP		B	0.7	BPMR7A	4626	
2600 / 2600H / 2800 / 2840 / 3000 / 3000B / 3000J		B	0.7	BMR6A	7421	
3000M / 3000SS / 3040M / 3510 / 3540		B	0.7	BMR6A	7421	
3000LP		B	0.7	BPMR7A	4626	
3800LP		B	0.7	BPMR7A	4626	
4000 / 4000B / 4000J		B	0.7	BMR6A	7421	
4000M		B	0.7	BMR6A	7421	
4000LP		B	0.7	BPMR6A	6726	
4500LP		B	0.7	BPMR6A	6726	
4500		B	0.8	B7S	3710	
7100 / 7200 / 7400		C	0.7	BMR6A	7421	
7600 / 7700		C	0.7	BPMR6A	6726	
GREENS						
Villiers		A	0.7	BR6HS	4200	Q209
Zephir		A	0.7	BR6S	3522	
GUEDE						
Big Wheeler 508 A / Big Wheeler 508 VARI-S / Big Wheeler 560 Mega / Big Wheeler 560 Super / Big Wheeler 560 Trike		A	0.7	BPR6ES	7822	
Eco Wheeler 400 k		A	0.8	BPR5ES	7422	
PM 460 Deluxe 4 in 1 / PM 510 D / PM 560 D		A	0.7	BPR6ES	7822	
GUTBROD						
170 SD 4		A	0.5	BR4-LM	4133	
250 MS 4 Vantage 35T		E	0.5	BR2-LM	5798	Q310
370 BMR 4 Vantage 35T		A	0.5	BR2-LM	5798	Q310
800 / 850		A	0.6	BR2-LM	5798	Q310
1000 E / 1002 E		A	0.5	BR2-LM	5798	Q310
1012 S		A	0.6	BR2-LM	5798	Q310
1100 H	Eng.B&S	E	0.6	BCPR5ES	6130	
1114 AWS		A	0.6	BCPR5ES	6130	
1200 H	Eng.B&S	E	0.6	BCPR5ES	6130	
1400		A	0.6	BR2-LM	5798	Q310
BM 100 2G 1431 / BM 100 2G 1433		A	0.6	B6HS	4510	Q203
BM 107		A	0.6	BM6A	5921	
BM 700 92982 / BM 700 Vantage		A	0.5	BR4-LM	4133	
BM 710	Eng.B&S	A	0.5	BR4-LM	4133	
BM 91 FA130		A	0.6	BM6A	5921	
ECO B / ECO BR		A	0.5	BR4-LM	4133	
Euro Class XM35 / Euro Class XM50		A	0.5	BR2-LM	5798	Q310
G 550 / G 650	Eng.KAWASAKI	E	0.6	B-4H	4110	
G 750	Eng.KAWASAKI	E	0.6	BPR5ES	7422	
GAB 35	Eng.B&S	E	0.5	BR4-LM	4133	
HAE B	Eng.B&S	E	0.5	BR2-LM	5798	Q310
HB 255 REL / HB 40 / HB 40L		A	0.8	BMR6A	7421	
HB 42 L / HB 42 LE / HB 42 RL		A	0.5	BR4-LM	4133	
HB 45 / HB 45 E / HB 45 LE / HB 45 REL		A	0.8	BMR6A	7421	
HB 46-2T / HB 46-4T	Eng.TECNA	A	0.8	BMR6A	7421	



Stock No.

Quick No.








GUTBROD

HB 46 R		A	0.8	BMR6A	7421	
HB 48 / HB 48 L / HB 48 REL / HB 48 RL		A	0.5	BR4-LM	4133	
HB 53 RL		A	0.7	B2-LM	1147	
H B55 R		A	0.8	BMR6A	7421	
HBM 50		A	0.7	B2-LM	1147	
MB 50-35	Eng.B&S	E	0.5	BR4-LM	4133	
MB 62	Eng.B&S	E	0.5	BR2-LM	5798	Q310
MB 62-35 / MB 62-52	Eng.B&S	E	0.5	BR4-LM	4133	
MB 65-30	Eng.KAWASAKI	E	0.6	BM6A	5921	
MH 404 / MH 454 B / MH 454 BE / MH 454 RB / MH 454 RBE / MH 454 RSB / MH 454 RSEB		A	0.5	BR4-LM	4133	
MH 454 RV		A	0.6	BPR6ES	7822	
MH 454 SEB		A	0.5	BR4-LM	4133	
MH 464 B / MH 464 RV6 / MH 464 RVE 6		A	0.7	BR2-LM	5798	Q310
MH 534 PR / MH 534 RV / MH 534 RVE		A	0.6	BPR6ES	7822	
MH 544 R3 / MH 544 RE		A	0.6	BR2-LM	5798	Q310
MK 65-30	Eng.KAWASAKI	E	0.6	BPR6ES	7822	
MK 90-50	Eng.KAWASAKI	E	0.6	BM6A	5921	
MV 504		A	0.5	B4-LM	3410	
Prof 430 G / Prof 510		A	0.8	BMR6A	7421	
Prof 510FSR	Eng.SACHS	A	0.8	BMR6A	7421	
RSB 100-12		A	0.6	BR2-LM	5798	Q310
RSB 110-16H		A	0.6	BCPR5ES	6130	
RSB 80-12		A	0.5	BR2-LM	5798	Q310
SB 46		A	0.7	B2-LM	1147	
SB 48		A	0.5	BR4-LM	4133	
Sprint 1002 E	Eng.EMAK K 500, 140ccm, 1-cyl.	A	0.6	BR2-LM	5798	Q310
Sprint 1012 S	Eng.EMAK K 600, 140ccm, 1-cyl.	A	0.6	BR2-LM	5798	Q310
Sprint 2000		A	0.7	B2-LM	1147	
Sprint 3000	Eng.EMAK K 500, 140ccm, 1-cyl.	A	0.6	BCPR5ES	6130	
Sprint 900		A	0.7	B2-LM	1147	
Super Class FC150V		A	0.6	BPR6ES	7822	
Super Class XM35 / Super Class XM50		A	0.5	BR2-LM	5798	Q310
VB 38		A	0.7	B2-LM	1147	

H.M.C.

260h		B	0.6	BM6A	5921	
1600		B	0.7	BM6F	6221	
1700 / 1730 / 1900 / 1900E		B	0.6	BM6A	5921	
1930M		B	0.6	BM6A	5921	
1930		B	0.7	BM6F	6221	
1940M / 2000 / 2100 / 2200		B	0.6	BM6A	5921	
1940		B	0.7	BM6F	6221	
2230		B	0.7	BM6F	6221	
2300 series / 2400 / 2400M3 / 2500		B	0.6	BM6A	5921	
2500LP / 2540LP		B	0.6	BPM7A	7321	
2600 / 2800 / 2840 / 3000 / 3000 B / 3000 J		B	0.6	BM6A	5921	
3000 M / 3000 SS / 3040 M / 3510 / 3540		B	0.6	BM6A	5921	
3000LP		B	0.6	BPM7A	7321	
3800LP		B	0.6	BPM7A	7321	
4000 / 4000 B / 4000 J		B	0.6	BM6A	5921	



      						
H.M.C.						
4000 M		B	0.6	BM6A	5921	
4000LP		B	0.6	BPM7A	7321	
4500LP		B	0.6	BPM7A	7321	
4500		B	0.8	B7S	3710	
HAKO						
120		A	0.6	B4-LM	3410	
Boy	Eng.ILO	A	0.5	B5HS	4210	
Boy 8610		A	0.5	AB-6	2910	
Combinette 100		A	0.6	B4-LM	3410	
Combinette 3604		A	0.5	B5HS	4210	
Gartentrac 1100E / Gartentrac 1600E		A	0.6	B4-LM	3410	
Hakaboy 8611		A	0.6	AB-6	2910	
Hako Combinette		A	0.7	BR6HS	4200	Q209
Hakomobil 4000		A	0.6	BP6HS	4511	
Hakorette 150		A	0.5	B5HS	4210	
Hakorette 200		A	0.5	BM6A	5921	
Hakorette 5003 / Hakorette 5004 / Hakorette 5007 / Hakorette 5008 / Hakorette 5035		A	0.5	AB-6	2910	
Hakotrac 1000		A	0.7	BR6S	3522	
Hakotrac 1200 / Hakotrac 1400		A	0.7	BR6HS	4200	Q209
Hakotrac 2000		A	0.7	B-6L	3212	
Hakotrac 700		A	0.7	BR6S	3522	
Hako Variette F&S		A	0.7	BR6HS	4200	Q209
Hamster 6206		A	0.7	B6S	3510	Q302
Hamster S		A	0.7	B-4H	4110	
Jardinette 3605		A	0.7	B6S	3510	Q302
Jonas 1600		A	0.6	B5HS	4210	
Minette		A	0.6	B4-LM	3410	
Profi 92	Eng.ILO	A	0.6	B5HS	4210	
Rasentrac 1000E		A	0.6	B4-LM	3410	
Rasentrac 600		A	0.7	B6S	3510	Q302
Rasentrac 708 / Rasentrac 708E / Rasentrac 800		A	0.6	B4-LM	3410	
Rasentrac 800E		A	0.7	BR6S	3522	
Rasetta 18L / Rasetta 20H / Rasetta 20L / Rasetta 20N / Rasetta 20S / Rasetta 22 R / Rasetta 22 S		A	0.6	B4-LM	3410	
Trac 1200 / Trac 1400		A	0.7	B-4H	4110	
Trac 8014		A	0.6	B6HS	4510	Q203
Variette		A	0.5	B5HS	4210	
Variette 3615		A	0.5	B6HS-5	6154	
HARLEY-DAVIDSON						
Utilicar DC		F	0.9	BPR4ES	7222	
Utilicar GE		F	0.7	B-6L	3212	
HARLO						
Handler	Eng.KOHLER	F	0.6	B-6L	3212	
HARRY						
302 EFA / 302 QFA		A	0.6	B4-LM	3410	
302 DFB		A	0.6	B6HS	4510	Q203
302 QFB	Eng.B&S Quantum	A	0.6	BM6A	5921	
302 QZB / 313 MZB	Eng.B&S	A	0.7	BR2-LM	5798	Q310
313 QFA		A	0.6	B4-LM	3410	
313 QFB	Eng.B&S Quantum	A	0.6	BM6A	5921	



Tool*



Stock No.

Quick No.

HARRY

314 EFA		A	0.6	B4-LM	3410	
314 QFB / 322 LFB / 401 LFB	Eng.B&S Quantum	A	0.6	BM6A	5921	
401 QFA / 411 EFA / 411 QFA		A	0.6	B4-LM	3410	
401 LZB / 401 MZB	Eng.B&S	A	0.7	BR2-LM	5798	Q310
411 QFB / 424 LFB / 451 AFB	Eng.B&S Quantum	A	0.6	BM6A	5921	
451 QFA		A	0.6	B4-LM	3410	
451 DFB		A	0.6	B6HS	4510	Q203
451 LFB	Eng.B&S Quantum	A	0.6	BM6A	5921	
451 QFB / 471 AFB	Eng.B&S Quantum	A	0.6	BM6A	5921	
451 AZB	Eng.B&S	A	0.7	BR2-LM	5798	Q310
451 LZB	Eng.B&S	A	0.7	BR2-LM	5798	Q310
471 DFF		A	0.6	B5HS	4210	
471 DFB		A	0.6	B6HS	4510	Q203
471 LFB	Eng.B&S Quantum	A	0.6	BM6A	5921	
471 AZB	Eng.B&S	A	0.7	BR2-LM	5798	Q310
471 PZB	Eng.B&S	A	0.7	BR2-LM	5798	Q310
471 VFB	Eng.B&S	A	0.8	BCPR5ES	6130	
772 VZB	Eng.B&S	A	0.7	BR2-LM	5798	Q310

HEFTY

A-616	Eng.B&S	F	0.6	BM6A	5921	
-------	---------	---	-----	------	------	--

HERKULES

14/40		A	0.7	BR2-LM	5798	Q310
14/40		A	0.7	BR6S	3522	
11/30		A	0.5	BR2-LM	5798	Q310
5.0 H Hydro / 5.1 H Hydro ² / 5.2 H Hydro ³	Eng.HONDA GX 200, 196ccm, 1-cyl., 5.6hp	E	0.7	BPR6ES	7822	
45 R	Eng.FUJI-ROBIN EX 16, 4.5hp	E	0.7	BR6ES	4922	
155 6-Speed		A	0.7	BKR5ES	2460	
16/43-4WS		A	0.5	BR2-LM	5798	Q310
6.5 H Hydro ²	Eng.HONDA GX 270, 270ccm, 1-cyl., 8.6hp	E	0.7	BPR6ES	7822	
8.0 HE Hydro ³	Eng.HONDA GX 390, 389ccm, 1-cyl., 11.8hp	E	0.7	BPR6ES	7822	
35 R	Eng.FUJI-ROBIN EX 16, 4.3hp	E	0.7	BR6ES	4922	
180 Automatic / 200 HXL Automatic		A	0.7	BKR5ES	2460	
400B	Eng.B&S	A	0.7	BR2-LM	5798	Q310
3500 Kompakt		E	0.7	BPR6ES	7822	
3500 Power	Eng.HONDA GC 160, 160ccm, 1-cyl., 3.9hp	E	0.7	BPR6ES	7822	
4000 Pro	Eng.HONDA GX 270, 270ccm, 1-cyl., 6.9hp	E	0.7	BPR6ES	7822	
4000 Profi		E	0.7	BPR6ES	7822	
AR 45	Eng.B&S	A	0.6	BM6A	5921	
AST 250		B	0.5	BPM6A	7021	
B400		A	0.7	BR2-LM	5798	Q310
BM 200 / BM 200T		A	0.5	BR4-LM	4133	
D 3 / D 6	Eng.B&S	A	0.6	BM6A	5921	
E51B	Eng.B&S	A	0.7	BR2-LM	5798	Q310
E51H	Eng.HONDA	A	0.7	BPR6ES	7822	
F 400 R	Eng.FUJI-ROBIN EX 17, 5.6hp	E	0.7	BR6ES	4922	
F 410 H Hydro / F 420 H Hydro ²	Eng.HONDA GX 160, 163ccm, 1-cyl., 4.9hp	E	0.7	BPR6ES	7822	
FL 500	Eng.HONDA GXV 160, 163ccm, 1-cyl., 4.1hp	A	0.7	BPR5ES	7422	





Stock No.

Quick No.

HERKULES

FM 300 H	Eng.HONDA GC 160, 160ccm, 1-cyl., 3.8hp	E	0.6	BPR6ES	7822	
FM 300 H		A	0.7	BPR6ES	7822	
FM 300 T		A	0.5	BR4-LM	4133	
FM 520 DH	Eng.HONDA GX 160, 163ccm, 1-cyl., 3.9hp	E	0.7	BPR6ES	7822	
FM 590 H Hydro	Eng.HONDA GX 270, 270ccm, 1-cyl., 6.9hp	E	0.7	BPR6ES	7822	
GR 537 Pro / GR 538 / GRH 537 Pro Hydro	Eng.HONDA GXV 160, 163ccm, 1-cyl., 3.8hp	A	0.7	BPR5ES	7422	
GT 47BM / GT 47SB / GT 47SBM / GT 48B / GT 48SB / GT 53SB / GT 56SBV	Eng.B&S	A	0.7	BR2-LM	5798	Q310
Harry 302 MZB		A	0.5	BR4-LM	4133	
Harry 302 QZA / Harry 302 QZB / Harry 313 MZB		A	0.5	BR2-LM	5798	Q310
Harry 313 QZA / Harry 401 LZA / Harry 401 LZB / Harry 401 MZB		A	0.5	BR4-LM	4133	
Harry 411 QZA		A	0.5	BR2-LM	5798	Q310
Harry 451 AZB		A	0.5	BR4-LM	4133	
Harry 451 LZB / Harry 471 AZB / Harry 471 PZB / Harry 471 VZA / Harry 772 VZB		A	0.5	BR2-LM	5798	Q310
HR 531	Eng.HONDA GX 200, 196ccm, 1-cyl., 5.6hp	A	0.7	BPR6ES	7822	
HR 662 H / HRC 662 H	Eng.HONDA GX 270, 270ccm, 1-cyl., 8.6hp	A	0.7	BPR6ES	7822	
HRC 802 H / HRH 801 H Hydro	Eng.HONDA GX 340, 337ccm, 1-cyl., 10.9hp	A	0.7	BPR6ES	7822	
HTC 13 / HTC 13,5 Plus		A	0.7	BR2-LM	5798	Q310
HTC 15,5 Plus / HTC 16 / HTC 16H Plus / HTC 18H / HTC 20H Plus		A	0.7	BKR5ES	2460	
HTC Junior 13.00		A	0.7	BR2-LM	5798	Q310
HXT 132 26	Eng.KAWASAKI FS 730V, 726ccm, 2-cyl., 22.6hp, V-Twin	A	0.7	BPR4ES	7222	
KM 1000 H / KM 1000 HW / KM 1000 Pro H / KM 1200 H	Eng.HONDA GXV 160, 163ccm, 1-cyl., 4.1hp	E	0.7	BPR5ES	7422	
KM 450 T		E	0.6	BPMR6A	6726	
KM 600 H		E	0.7	BPR6ES	7822	
KM 600 T		E	0.7	BR2-LM	5798	Q310
KM 702	Eng.HONDA GCV 135, 135ccm, 1-cyl., 4.5hp	E	0.7	BPR6ES	7822	
KM 702 H / KM 702 HW	Eng.HONDA GCV 135, 135ccm, 1-cyl., 3.0hp	E	0.7	BPR6ES	7822	
KM 750		E	0.7	BR2-LM	5798	Q310
KM 780 H / KM 801 H	Eng.HONDA GCV 135, 135ccm, 1-cyl., 3.0hp	E	0.7	BPR6ES	7822	
KM 802 Pro H / KM 804 Pro H	Eng.HONDA GXV 160, 163ccm, 1-cyl., 4.1hp	E	0.7	BPR5ES	7422	
KMR 851 H	Eng.HONDA GCV 135, 135ccm, 1-cyl., 3.0hp	E	0.7	BPR6ES	7822	
LS 360	Eng.HONDA GX 120, 118ccm, 1-cyl., 3.5hp	E	0.7	BPR6ES	7822	
LS 460	Eng.HONDA GX 160, 163ccm, 1-cyl., 5.5hp	E	0.7	BPR6ES	7822	
MB 40ST / MB 40T		A	0.5	BR4-LM	4133	
MB 410 / MB 460 / MB 460 ES / MB 460 S	Eng.B&S	A	0.6	BM6A	5921	
MB 462	Eng.B&S, 3.9hp	A	0.5	B4-LM	3410	
MB 462 S	Eng.B&S, 4.5hp	A	0.5	B4-LM	3410	
MB 482SH		A	0.7	BPR6ES	7822	
MB 48SB / MB 48SBV		A	0.5	BR2-LM	5798	Q310
MB 48ST / MB 48T		A	0.5	BR4-LM	4133	
MB 5000 SH	Eng.HONDA GCV 160, 160ccm, 1-cyl., 3.8hp	A	0.7	BPR5ES	7422	





Tool*



Stock No.

Quick No.

HERKULES

MB 532SH		A	0.7	BPR6ES	7822	
MB 53SHV		A	0.7	BPR5ES	7422	
MB 5400 SVH	Eng.HONDA GCV 160, 160ccm, 1-cyl., 3.8hp	A	0.7	BPR5ES	7422	
MB 55SBV		A	0.5	BR2-LM	5798	Q310
MB 55SHV		A	0.7	BPR5ES	7422	
MB 5850 SWH	Eng.HONDA GXV 160, 163ccm, 1-cyl., 3.8hp	A	0.7	BPR5ES	7422	
MCB 46 / MCB 46S		A	0.7	BR2-LM	5798	Q310
MH 202 T		E	0.6	BPMR6A	6726	
MH 300		E	0.5	B4-LM	3410	
MH 325 T		E	0.7	BR2-LM	5798	Q310
MH 50 / MH 50 R		E	0.5	B4-LM	3410	
MH 522 BR		E	0.7	BR2-LM	5798	Q310
MH 562 HR / MH 580		E	0.7	BPR6ES	7822	
MH 725 H	Eng.HONDA GX 25, 25ccm, 1-cyl., 0.8hp	E	0.7	CMR5H	7599	
MH 990 QJH	Eng.HONDA GX 160, 163ccm, 1-cyl., 4.9hp	E	0.7	BPR6ES	7822	
MH 990 QSH	Eng.HONDA GX 200, 196ccm, 1-cyl., 5.6hp	E	0.7	BPR6ES	7822	
MHP 880 H	Eng.HONDA GX 160, 163ccm, 1-cyl., 4.7hp	E	0.7	BPR6ES	7822	
MLS-47 5 / MLS-47 R5	Eng.HERKULES Y139V, 3.5hp	A	0.8	BPR7ES	2023	
MLS-47 RH5	Eng.HONDA GCV 160, 160ccm, 1-cyl., 4.5hp	A	0.7	BPR5ES	7422	
MLS-47 V5 / MLS-47 VE5	Eng.HERKULES Y139V, 3.5hp	A	0.8	BPR7ES	2023	
MLS-51 V5 / MLS-51 VE5 / MLS-52 R5	Eng.HERKULES Y173V, 4.9hp	A	0.8	BPR7ES	2023	
MLS-52 RH5	Eng.HONDA GCV 160, 160ccm, 1-cyl., 4.5hp	A	0.7	BPR5ES	7422	
MLS-52 V5 / MLS-52 VE5	Eng.HERKULES Y173V, 4.9hp	A	0.8	BPR7ES	2023	
MR 432		A	0.7	BR2-LM	5798	Q310
Orec FL 500	Eng.HONDA GXV 160, 163ccm, 1-cyl.	A	0.6	BPR5ES	7422	
Orec HR 660 B	Eng.FUJI-ROBIN, 7.5hp	A	0.6	BP6HS	4511	
Orec SH 60	Eng.KAWASAKI, 6.1hp	A	0.6	BPR5ES	7422	
Orec SH 70	Eng.HONDA GXV 270, 270ccm, 1-cyl., 8.6hp	A	0.7	BPR5ES	7422	
R 434 / R 484TR	Eng.B&S	A	0.6	BM6A	5921	
RM 600 / RM 830	Eng.HONDA GXV 390, 389ccm, 1-cyl., 10.2hp	A	0.7	BPR5ES	7422	
S 390 HX	Eng.HONDA GP 160, 1-cyl., 3.5hp	A	0.8	BPR6ES	7822	
SF 50		E	0.6	BPR5ES	7422	
SF 600 / SF 600 D	Eng.HONDA GX 160, 163ccm, 1-cyl., 4.9hp	E	0.7	BPR6ES	7822	
SH 50 C	Eng.HONDA GX 160, 163ccm, 1-cyl., 4.8hp	A	0.7	BPR6ES	7822	
SH 61 B	Eng.KAWASAKI FJ 180V, 179ccm, 1-cyl., 5.6hp	A	0.7	BPR5ES	7422	
SH 71 B / SH 71 BVL / SH 72	Eng.HONDA GXV 340, 337ccm, 1-cyl., 8.8hp	A	0.7	BPR5ES	7422	
SP 300	Eng.HONDA GX 35, 36ccm, 1-cyl., 1.6hp	A	0.7	CMR5H	7599	
TBC 2211 SDH / TBC 2211 SDN / TBC 2251		B	0.5	BPMR6A	6726	
TBC 270 PF / TBC 270 PFD		B	0.5	BMR7A	4226	
TBC 340 SDH		B	0.7	BM7A	6521	



HERKULES						
TBC 430 PFD		B	0.7	BPMP7A	4626	
TBC 600 SDH		B	0.5	BPM6A	7021	
TBL 4600		E	0.6	BPM6A	7021	
TCS 3401 / THB 2510 / THB 2510 V		E	0.6	BPMP6A	6726	
TN 195 SEK / TN 195 SXX / TN 215 SEK / TN 215 SXKE		A	0.8	BP6ES	7811	
TPH 2510 / TPS 2510		E	0.6	BPMP6A	6726	
Turbo Cut HTC 120		A	0.5	BR2-LM	5798	Q310
Turbo Cut HTC 150 / Turbo Cut HTC 180 H		A	0.7	BCPR5ES	6130	
Twin-Cut 12,5 Plus		A	0.5	BR2-LM	5798	Q310
Twin-Cut 15 / Twin-Cut 15.5 H / Twin-Cut 16 / Twin-Cut 16H / Twin-Cut 18 Plus		A	0.7	BCPR5ES	6130	
UE 400 H	Eng.HONDA GC 160, 160ccm, 1-cyl., 3.8hp	E	0.7	BPR6ES	7822	
UE 500 Super H		E	0.7	BPR6ES	7822	
UE 500 Super T		E	0.5	BR4-LM	4133	
UE 510 DH / UE 510 H	Eng.HONDA GX 160, 163ccm, 1-cyl., 3.9hp	E	0.7	BPR6ES	7822	
UE 510 Super DH	Eng.HONDA GX 270, 270ccm, 1-cyl., 6.9hp	E	0.7	BPR6ES	7822	
UE 510 Super I		E	0.6	BR4HS	3322	
UE 530 Hydro	Eng.HONDA GX 200, 196ccm, 1-cyl., 5.0hp	E	0.7	BPR6ES	7822	
UE 600		E	0.6	BR4HS	3322	
UE 600 A		E	0.6	B-4H	4110	
UE 600 H	Eng.HONDA GX 270, 270ccm, 1-cyl., 6.9hp	E	0.7	BPR6ES	7822	
UE 600 i		E	0.6	B-4H	4110	
UE 600 KE	Eng.KOHLER CH 440, 14.1hp	E	0.7	BKR5ES	2460	
V 550 H	Eng.HONDA GX 160, 163ccm, 1-cyl., 4.9hp	A	0.7	BPR6ES	7822	
WB 350 H	Eng.HONDA GCV 160, 160ccm, 1-cyl., 3.9hp	E	0.7	BPR5ES	7422	
WM60B		A	0.7	BKR5ES	2460	
WM60BR		A	0.7	BR2-LM	5798	Q310
HIRTH						
240 / 241		A	0.7	BR6HS	4200	Q209
HITACHI						
CG22EAB / CG22EAD / CG22EAS		B	0.6	BMR7A	4226	
CG22EJ		B	0.6	BPMP6A	6726	
CG23EA		B	0.7	BPMP6Y	5256	
CG23ECP		B	0.6	CMR6A	1223	
CG24EASP / CG24EBD / CG24EBDP / CG24EBS / CG24EBSP / CG24EKB / CG24EKD / CG24EKS		B	0.6	BMR7A	4226	
CG25EUS		B	0.6	CMR5H	7599	
CG27EASP / CG27EBD / CG27EBDP / CG27EBS / CG27EBSP		B	0.6	BMR7A	4226	
CG27EJ		B	0.6	BPMP6A	6726	
CG28EJ		B	0.6	BPMP7A	4626	
CG31EBS		B	0.6	BMR7A	4226	
CG32EA		B	0.7	BPMP6Y	5256	
CG33EJ		B	0.6	BPMP7A	4626	
CG40EAF / CG40EAS		B	0.6	BPMP6A	6726	
CG40EF		B	0.6	BMR6A	7421	
CG40EJ		B	0.6	BPM6A	7021	
CG40EK		B	0.6	BPMP6A	6726	





Tool*



Stock No.

Quick No.







HITACHI

CG40EY		B	0.6	BPM6A	7021	
CG40EYA		B	0.6	BPMR6A	6726	
CG42EA		B	0.7	BPMR6Y	5256	
CG47EF		B	0.6	BMR6A	7421	
CG47EJ / CG47EY		B	0.6	BPM6A	7021	
CG51EA		B	0.7	BPMR6Y	5256	
CH22EAP2 / CH22ECP2		B	0.7	BM7A	6521	
CM75EAP / CM75EBP		E	0.6	BPMR7A	4626	
CS25EC / CS25EPB / CS30EC		C	0.6	BPMR6A	6726	
CS30EG		C	0.6	BMR6A	7421	
CS30EH		C	0.6	BPMR6A	6726	
CS30EJ		C	0.6	BMR6A	7421	
CS33EA		C	0.6	BPM6A	7021	
CS33EB		C	0.6	BPMR6A	6726	
CS33EDP / CS33 EDT / CS33EL		C	0.6	BPMR7A	4626	
CS33ET		C	0.6	BPM6A	7021	
CS35EG		C	0.6	BMR6A	7421	
CS35EH		C	0.6	BPMR6A	6726	
CS35EJ		C	0.6	BMR6A	7421	
CS35EK / CS38EK / CS38EL / CS40EA / CS40EK / CS40EL / CS45EK / CS45EL / CS51EA / CS51EAP		C	0.6	BPMR7A	4626	
DA200E		E	0.6	BPMR7A	4626	
DA300E		E	0.6	BMR6A	7421	
RB100EF		E	0.6	BPM7A	7321	
RB24E / RB24EA / RB24EAP		E	0.6	BMR7A	4226	
RB85E		E	0.6	BPM7A	7321	

HOFFCO

1493		B	0.5	BMR6A	7421	
6830-16		B	0.7	BR6S	3522	
Aladdin	Eng.FUJI-ROBIN	B	0.7	BM7A	6521	
B16		B	0.7	BPMR6A	6726	
BP550		B	0.7	BR6S	3522	
Critter		B	0.7	BMR6F	2144	
D4 / D58		C	0.6	BMR6A	7421	
EC 01R / EC 02R / EC G1AH / EC H1AH	Eng.KAWASAKI	B	0.5	BMR6A	7421	
EH025	Eng.FUJI-ROBIN	B	0.6	CMR6A	1223	
F2/2	Eng.KAWASAKI	B	0.5	BMR6A	7421	
GT21	Eng.MCCULLOCH, 21ccm, 6.0hp	B	0.7	BMR6F	2144	
GT210 / GT211		B	0.7	BMR6F	2144	
GT211A	Eng.MCCULLOCH, 21ccm, 6.0hp	B	0.7	BMR6F	2144	
GTX / GTX-R Genie		B	0.7	BM7A	6521	
HB220	Eng.KAWASAKI	B	0.5	BMR6A	7421	
HB250		B	0.7	BPMR6F	1270	
HD		B	0.7	B-6L	3212	
JP 220F	Eng.FUJI-ROBIN, 22ccm, 1.0hp	B	0.7	BM7A	6521	
JP 260		B	0.7	BMR6F	2144	
JP 300		B	0.5	BMR6A	7421	
JP 300F	Eng.FUJI-ROBIN, 25ccm, 1.2hp	B	0.7	BM7A	6521	
JP 390		B	0.5	BMR6A	7421	
JP 390C ECO 3	Eng.FUJI-ROBIN, 31ccm	B	0.7	BM7A	6521	



      						
HOFFCO						
JP 390F		B	0.7	BM7A	6521	
Little hoe		B	0.7	BPM7A	7321	
MP633		B	0.5	BMR6A	7421	
S480 / Super 510 / T4 / T58		C	0.6	BMR6A	7421	
Timberline T47 / Timberline T81 / Timberline TJM		C	0.8	BR6S	3522	
Whizz Witch	Eng.TECUMSEH	B	0.6	BR4-LM	4133	
WT 250C / WT 250F		B	0.7	BM6A	5921	
WT250HT	Eng.KAWASAKI	B	0.5	BMR6A	7421	
WW88	Eng.TECUMSEH, 85ccm, 3.0hp	B	0.8	BR4-LM	4133	
XL		B	0.7	BM6A	5921	
HOMELITE						
35SL		C	0.6	BM7A	6521	
45 DLX / 45 STD		A	0.6	B2-LM	1147	
66 / 80		C	0.6	B6S	3510	Q302
135		C	0.6	BM7A	6521	
150		C	0.6	BMR6F	2144	
176 B140A		D	0.6	B2-LM	1147	
176 R142A		D	0.6	BPR6HS	7022	Q214
178 V152		D	0.7	BKR5E	7938	
178 H148		D	0.7	BPR5ES	7422	
180 R162 / 180 RIE162		D	0.6	BR6HS	4200	Q209
180 HIE63		D	0.7	BPR5ES	7422	
180		C	0.8	BPMR6F	1270	
190		C	0.6	BMR6F	2144	
190 HY50		D	0.6	BR2-LM	5798	Q310
192 / 200		C	0.8	BPMR6F	1270	
205		C	0.6	BPMR7A	4626	
240		C	0.6	BMR6F	2144	
240SL		C	0.6	BPM6F	5950	
250 / 290 / 300		C	0.6	BPMR7A	4626	
330SL		C	0.6	BPM6F	5950	
340		C	0.6	BPMR7A	4626	
360SL		C	0.6	BM7F	6421	
410SL		C	0.6	BPM6F	5950	
550SL		C	0.6	BM7F	6421	
650 / 750		C	0.8	BMR7A	4226	
750W / 945 / 955		C	0.6	BM7A	6521	
1010		C	0.6	BMR7A	4226	
1050 / 1130G / 2100G / 2100S		C	0.6	BM7A	6521	
2100 Super		C	0.8	BMR7A	4226	
3100G		C	0.6	BM7A	6521	
8800		C	0.6	BPMR7A	4626	
BCH 20 / BCH 24 / BCH 33 / BCH 33B / BCH 40 / BCH 48 / BCH C		B	0.6	BM6A	5921	
Big Red SXL		C	0.6	BM7A	6521	
C72		C	0.8	BR6S	3522	
CG 4800-178H148 / CG 5200 / CG 6300-180H163		D	0.7	BPR5ES	7422	
CGE 6300-180HIE63 / CHY 5000-190HHY50		D	0.6	BR2-LM	5798	Q310
CS-40		C	0.6	BPMR6F	1270	
CSP 3314 / CSP 3316		C	0.6	BPMR7A	4626	
CSP 4513 / CSP 4518 / CSP 4520		C	0.6	BMR7A	4226	
D3300 / D3350B / D3800 / D3850B		C	0.6	BPMR7A	4626	



Stock No.

Quick No.

HOMELITE

DM 20		C	0.6	BM7A	6521	
DM 40 / DM 54		C	0.6	BPMR6F	1270	
E 300		D	0.4	CM-6	5812	
EH 2500 HD / EH 4400 HD / EH 550 HD / EHE 4400 HD / EHE 5500 HD / EHRL 4400 HD		D	0.6	BR2-LM	5798	Q310
EZ / EZ-AO		C	0.6	BM7F	6421	
F 2015 / F 2035 / F 3040 / F 3045 / F 3055		B	0.6	BPMR7A	4626	
HBC 18		B	0.7	BPMR6F	1270	
HBC 26SB / HBC 26SBS / HBC 26SJ / HBC 26SJS		B	0.6	BPMR7A	4626	
HBC 28		B	0.7	BPMR6F	1270	
HBC 30 / HBC 30B / HBC 30SBS		B	0.6	BPMR7A	4626	
HBC 38 / HBC 40		B	0.7	BPMR6F	1270	
HBC 45SBS		B	0.6	BPMR7A	4626	
HBL 26 BV		E	0.6	BPMR7A	4626	
HBM 21P5-2I		A	0.6	B2-LM	1147	
HBP 30 / HBV 30 / HBV 30 A		E	0.6	BPMR7A	4626	
HCM 20 / HCM 20P5 / HCM 20P5G		A	0.6	B2-LM	1147	
HCP 254		E	0.7	BPMR7A	4626	
HCS 3335 / HCS 3335 C / HCS 3340 / HCS 4040 / HCS 4040 C / HCS 4545 / HCS 4545 C		C	0.6	BPMR7A	4626	
HG 3500		D	0.6	BR2-LM	5798	Q310
HG 50-1400 / HG 50-2000 / HG 50-2500 / HG 600		D	0.6	BR6HS	4200	Q209
HGE 3500		D	0.6	BR2-LM	5798	Q310
HHT 2655		E	0.6	BPMR7A	4626	
HK 18 / HK 24 / HK 28 / HK 33		B	0.6	BMR6A	7421	
HL 2500 / HL 4400 / HLE 4400		D	0.6	BR2-LM	5798	Q310
HLT 15 / HLT 16 / HLT 17C / HLT 18		B	0.7	BPMR6F	1270	
HLT 26 CD / HLT 26 CDSY / HLT 26 CDY		B	0.6	BPMR7A	4626	
HLT 28		B	0.7	BPMR6F	1270	
HMB 21 P4 I / HMB 21 P5 I		A	0.6	B2-LM	1147	
HPW 2200		E	0.6	BR6HS	4200	Q209
HSB 21 / HSB 21 P5 / HSB 21 P5 EG / HSC20-2 / HSD 20		A	0.7	BR2-LM	5798	Q310
HSD 20-2		A	0.8	B2-LM	1147	
HSD 20-2 / HSD 20K / HSD 20P		A	0.7	BR2-LM	5798	Q310
HSD 20P-2		A	0.8	B2-LM	1147	
HSD 20P-2 / HSD 20P5 / HSD 20V		A	0.7	BR2-LM	5798	Q310
HT 17 / HT 21 / HX 16		E	0.6	BPMR7A	4626	
i 3350 b / i 3850 b		C	0.6	BPMR7A	4626	
I625 cd / i725 cc / i725 ce / i725 cea / i730ca / i730cc		B	0.6	BPMR7A	4626	
Little Red XL		C	0.6	BPMR6F	1270	
LR 2500 / LR 4400 / LR 5500 / LRE 4400 / LRE 5500 / LRI 2500 / LRI 4400 / LRI 5500 / LRIE 4400 / LRIE 5500		D	0.6	BR2-LM	5798	Q310
LX30		C	0.6	BPMR6F	1270	
MP38 / MP88 / Old Blue SXL		C	0.6	BM7A	6521	
PBC 3600 / PBC 3600B / PBC 3800 / PBC 4000		B	0.6	BPMR7A	4626	
PSE 3000		B	0.8	BPM6F	5950	
RE1030E / RE1230E / RE830 / RE830E		A	0.7	B2-LM	1147	
RidingTractor	Eng.B&S	A	0.8	BMR6A	7421	
ST 100 / ST 120 / ST 150		B	0.6	BM6F	6221	
ST 160 / ST 160 A		B	0.6	BPM6F	5950	
ST 165 / ST 175 BC		B	0.6	BM6F	6221	
ST 175 G / ST 185		B	0.6	BPM6F	5950	
ST 185 BC / ST 200 / ST 210 / ST 275		B	0.6	BM6F	6221	
ST 285		B	0.6	BPM6F	5950	





HOMELITE

ST 285 BC / ST 310		B	0.6	BM6F	6221	
ST 400		B	0.6	BM7A	6521	
ST 485 / ST 80 / ST 90		B	0.6	BM6F	6221	
Super 2100		C	0.6	BM7F	6421	
Super 2100G / Super 2100S / Super 3100G		C	0.6	BM7A	6521	
Super Wiz 55 / Super Wiz 66 / Super Wiz 80		C	0.8	BR6S	3522	
Super XL / Super XL-AO		C	0.6	BM7A	6521	
SX 135 / SX 155		B	0.7	BPM6F	5950	
SXL 922SL / SXL AO		C	0.6	BMR7A	4226	
SXL MiniAO		C	0.6	BM7F	6421	
UT10640 / UT10660 / UT10680	35ccm	C	0.6	BPMR8Y	2218	
UT20000 Series	Eng.POWERSTROKE, 25ccm	B	0.6	BPMR7A	4626	
UT32600 / UT32650	26ccm	B	0.6	BPMR8Y	2218	
UT41002	25ccm	B	0.6	BPMR7A	4626	
UT 905700	Eng.YAMAHA MZ 300	D	0.8	BPR4ES	7222	
V1123		C	0.6	BM7A	6521	
V1130SL		C	0.6	BR6S	3522	
V1944 / V1955		C	0.6	BM7A	6521	
V1 Super 2		C	0.8	BMR6F	2144	
V1 Super 2 SL		C	0.6	BM6F	6221	
V1 Super 2 XL		C	0.8	BMR6F	2144	
XL		B	0.6	BM6A	5921	
XL 100A / XL 12		C	0.7	BMR6A	7421	
XL 123		C	0.6	BM7A	6521	
XL 1 AO		C	0.6	BM7F	6421	
XL 600F		C	0.6	BM6A	5921	
XL 660F		C	0.6	BM7A	6521	
XL 76		C	0.6	BR6S	3522	
XL 924A / XL 925 / XL 98 / XL 98D / XL-AO		C	0.6	BM7A	6521	
XL Auto		C	0.6	BM7F	6421	
XLBC 4		C	0.6	BM7A	6521	
XL Mini		C	0.6	BM7F	6421	
Z2240B		C	0.6	BPM7A	7321	
Z330		C	0.6	BPMR7A	4626	
Z3330		C	0.6	BPM7A	7321	
Z3350 / Z3350B / Z3850B		C	0.6	BPMR7A	4626	
ZR 625 / ZR 725 / ZR 825 / ZR 830 / ZR 885		B	0.6	BPMR6F	1270	

HOMELITE-JACOBSEN

D 630 / D 730 / D 830 / ST 100 / ST 120 / ST 150 / ST 155 / ST 160 / ST 175 / ST 185 / ST 200 / ST 275 / ST 285 / ST 385 / ST 485 / ST 80 / ST 90 / ZR 625 / ZR 725 / ZR 825 / ZR 830 / ZR 885		D	0.8	BPMR6F	1270	
--	--	---	-----	--------	------	--

HONDA

BF 2A	Eng.HONDA, 1998→	E	0.7	BMR4A	5728	
BF 5F	Eng.HONDA, 1998→	E	0.7	BPR5ES	7422	
E 100	Eng.HONDA, 55ccm, 1-cyl., 0.8hp	D	0.6	C6HSA	3228	
E 1000 / E 1500	Eng.HONDA G 40, 170ccm, 1-cyl., 3.3hp	D	0.6	B6HS	4510	Q203
E 1500	Eng.HONDA G 41, 1-cyl., 4.0hp	D	0.6	B-4H	4110	
E 1500 K1 / E 1500 K2 / E 1500 K3	Eng.HONDA G 42, 171ccm, 1-cyl., 3.3hp	D	0.6	C6HSA	3228	





Tool*





Stock No.

Quick No.

HONDA

E 1500 K4	Eng.HONDA G 200, 197ccm, 1-cyl., 5.5hp, CDN	D	0.6	BR4HS	3322	
E 1500 K4	Eng.HONDA G 200, 197ccm, 1-cyl., 5.5hp, CDI	D	1.0	BPR4HS-10	5024	
E 2000	Eng.HONDA G 65, 239ccm, 1-cyl., 5.0hp	D	0.6	BR6HS	4200	Q209
E 2500	Eng.HONDA G 300, 272ccm, 1-cyl., 7.0hp	D	0.6	B-4H	4110	
E 2500 K1 / E 2500 K2 / E 2500 K3	Eng.HONDA G 65, 239ccm, 1-cyl., 5.0hp	D	0.6	BR6HS	4200	Q209
E 2500 K4	Eng.HONDA G 300, 272ccm, 1-cyl., 7.0hp, CDN	D	0.6	BR4HS	3322	
E 2500 K4	Eng.HONDA G 300, 272ccm, 1-cyl., 7.0hp, CDI	D	1.0	BPR4HS-10	5024	
E 300	Eng.HONDA, 55ccm, 1-cyl., 0.8hp	D	0.6	C6HSA	3228	
E 300	Eng.HONDA GE 300, 55ccm, 1-cyl., 0.8hp	D	0.6	CM-6	5812	
E 300 K1 / E 300 K2 / E 300 K3	Eng.HONDA GE 300, 55ccm, 1-cyl., 0.8hp	D	0.6	CM-6	5812	
E 3500	Eng.HONDA G 400, 406ccm, 1-cyl., 10.0hp, IGN	D	0.6	B-4H	4110	
E 3500	Eng.HONDA G 80, 295ccm, 1-cyl., 6.0hp	D	0.6	BR6HS	4200	Q209
E 3500	Eng.HONDA G 400, 406ccm, 1-cyl., 10.0hp, CDI,IGN	D	1.0	BPR4HS-10	5024	
E 3500 K1	Eng.HONDA G 400K1, 406ccm, 1-cyl., 10.0hp	D	0.6	BR4HS	3322	
E 400	Eng.HONDA, 55ccm, 1-cyl., 0.8hp	D	0.6	CM-6	5812	
E 4500	Eng.HONDA G 400, 406ccm, 1-cyl., 10.0hp, CDN	D	1.0	BPR4HS-10	5024	
E 4500	Eng.HONDA G 400K1, 406ccm, 1-cyl., 10.0hp	D	1.0	BPR4HS-10	5024	
E 4500K1	Eng.HONDA G 400K1, 406ccm, 1-cyl., 10.0hp	D	0.6	BPR4HS	7823	
E 600 / E 80 / E 800 A	Eng.HONDA, 1-cyl.	D	0.6	C6HSA	3228	
E 900	Eng.HONDA G 28 EA, 67ccm, 1-cyl., 2.0hp	D	0.6	C6HSA	3228	
EB 10000	Eng.HONDA GX 630, 688ccm, 2-cyl., 20.8hp	D	0.8	ZFR5F	5165	
EB 11000	Eng.HONDA GX 620, 614ccm, 2-cyl., 20.0hp	D	0.7	BPR6ES	7822	
EB 11000 K1	Eng.HONDA GX 620, 614ccm, 2-cyl., 20.0hp	D	0.6	ZGR5A	5839	
EB 1200 X	Eng.HONDA GX 110, 107ccm, 1-cyl., 3.5hp	D	0.6	BPR6ES	7822	
EB 1300 X	Eng.HONDA	D	0.7	BP6ES	7811	
EB 1400 X	Eng.HONDA	D	0.6	BPR6ES	7822	
EB 1500	Eng.HONDA GE 200, 197ccm, 1-cyl., 5.0hp	D	1.0	BPR4HS-10	5024	
EB 1500 X	Eng.HONDA	D	0.6	BPR6ES	7822	
EB 1600	Eng.HONDA	D	0.6	BPR4HS	7823	
EB 1800	Eng.HONDA	D	1.0	BPR4HS-10	5024	
EB 1800 X	Eng.HONDA	D	0.7	BPR6ES	7822	
EB 1900	Eng.HONDA GE 200, 197ccm, 1-cyl., 5.0hp	D	1.0	BPR4HS-10	5024	
EB 1900 X	Eng.HONDA GX 140, 144ccm, 1-cyl., 5.0hp	D	0.7	BPR6ES	7822	
EB 2000 I	Eng.HONDA GX 100, 99ccm, 1-cyl., 2.9hp	D	0.7	CR5HSB	6535	
EB 2200 X	Eng.HONDA GX 140, 144ccm, 1-cyl., 5.0hp	D	0.7	BPR6ES	7822	



			Tool*			Stock No.	Quick No.
HONDA							
EB 2500	Eng.HONDA	D	0.7	BPR6ES	7822		
EB 2500 C	Eng.HONDA	D	0.7	BPR5ES	7422		
EB 2500 X	Eng.HONDA GX 160 K1, 163ccm, 1-cyl., 5.4hp	D	0.7	BPR6ES	7822		
EB 2500 XK1	Eng.HONDA GX 160 K1, 163ccm, 1-cyl., 5.5hp	D	0.7	BPR6ES	7822		
EB 2800	Eng.HONDA GE 300, 55ccm, 1-cyl., 0.8hp	D	1.0	BPR4HS-10	5024		
EB 3000	Eng.HONDA G 300, 272ccm, 1-cyl., 7.0hp	D	0.6	BR4HS	3322		
EB 3000 C	Eng.HONDA GX 200, 196ccm, 1-cyl., 6.5hp	D	0.7	BPR6ES	7822		
EB 3000 CK1 / EB 3000 X / EB 3300 S	Eng.HONDA	D	0.7	BPR5ES	7422		
EB 3500 X	Eng.HONDA GX 240, 242ccm, 1-cyl., 8.0hp	D	0.7	BPR6ES	7822		
EB 3500 XK1	Eng.HONDA GX 240K1, 242ccm, 1-cyl., 7.2hp	D	0.7	BPR6ES	7822		
EB 3800	Eng.HONDA G 400, 406ccm, 1-cyl., 10.0hp	D	1.0	BPR4HS-10	5024		
EB 3800 X	Eng.HONDA GX 240, 242ccm, 1-cyl., 8.0hp	D	0.7	BPR6ES	7822		
EB 4000	Eng.HONDA G 400K1, 406ccm, 1-cyl., 10.0hp	D	0.6	BR4HS	3322		
EB 4000 X	Eng.HONDA	D	0.7	BPR5ES	7422		
EB 4500	Eng.HONDA	D	0.7	BPR6ES	7822		
EB 4500 S	Eng.HONDA	D	0.7	BPR5ES	7422		
EB 4500 X / EB 5000	Eng.HONDA	D	0.7	BPR6ES	7822		
EB 5000 I / EB 5000 IS	Eng.HONDA GX 340, 337ccm, 1-cyl., 11.0hp	D	0.7	BPR5ES	7422		
EB 5000 X	Eng.HONDA GX 340, 337ccm, 1-cyl., 11.0hp, S/N 1253118->	D	0.7	BPR5ES	7422		
EB 5000 X	Eng.HONDA GX 340, 337ccm, 1-cyl., 11.0hp, S/N -> 1253117	D	1.1	BPR5ES-11	4424		
EB 5000 XK1 / EB 5000 XK2	Eng.HONDA GX 340K1, 337ccm, 1-cyl., 11.0hp	D	0.7	BPR5ES	7422		
EB 6500	Eng.HONDA	D	0.7	BPR5ES	7422		
EB 6500 SX	Eng.HONDA GX 390 K1, 389ccm, 1-cyl., 13.0hp	D	0.7	BPR5ES	7422		
EB 6500 X	Eng.HONDA GX 390, 389ccm, 1-cyl., 13.0hp	D	0.7	BPR6ES	7822		
EB 7000 I / EB 7000 IS	Eng.HONDA GX 390, 389ccm, 1-cyl., 13.0hp	D	0.7	BPR5ES	7422		
EBK 1600 / EBK 2000	Eng.HONDA	D	1.0	BPR4HS-10	5024		
EBK 2500 K1 / EBK 2600 / EBK 3600 / EBK 3600 K1 / EC 1000	Eng.HONDA	D	0.6	BR4HS	3322		
EC 1500	Eng.HONDA G 42, 171ccm, 1-cyl., 3.3hp	D	0.6	BR6HS	4200		Q209
EC 1500	Eng.HONDA G 200, 197ccm, 1-cyl., 5.0hp, CDI,CDN	D	1.0	BPR4HS-10	5024		
EC 1500 K4	Eng.HONDA	D	0.6	BR4HS	3322		
EC 2000	Eng.HONDA	D	0.9	BPR6ES	7822		
EC 2100 / EC 2100 C / EC 2200 / EC 2200 L	Eng.HONDA	D	0.6	BPR6ES	7822		
EC 3600	Eng.HONDA	D	0.9	BPR6ES	7822		
EC 4000	Eng.HONDA	D	0.6	BPR6ES	7822		
EC 4500	Eng.HONDA	D	0.7	BPR6ES	7822		
EC 4500 P	Eng.HONDA	D	0.6	BPR6ES	7822		
EC 5000	Eng.HONDA	D	0.9	BPR6ES	7822		
EC 6000	Eng.HONDA	D	0.6	BPR6ES	7822		
ECK 1500	Eng.HONDA	D	0.6	BR4HS	3322		



Stock No.

Quick No.

HONDA

ECM 2800 / ECMT 6500 / ECMT 6500 P	Eng.HONDA	D	0.7	BPR6ES	7822	
ECMT 7000	Eng.HONDA	D	0.9	BPR6ES	7822	
ECT 6500 / ECT 6500P	Eng.HONDA	D	0.6	BPR6ES	7822	
ECT 7000 / ECT 7000 P	Eng.HONDA	D	0.9	BPR6ES	7822	
ED 1000 K1 / ED 1000 K2 / ED 1000 K3	Eng.HONDA G 42, 171ccm, 1-cyl., 3.3hp	D	0.6	C6HSA	3228	
ED 1000 K4	Eng.HONDA G 200, 197ccm, 1-cyl., 5.0hp	D	0.6	BR4HS	3322	
ED 1000 X	Eng.HONDA	D	0.7	BPR6ES	7822	
ED 150	Eng.HONDA	D	0.6	CM-6	5812	
ED 300	Eng.HONDA, 1984→	D	1.0	BPMR4A-10	6328	
ED 300	Eng.HONDA, S/N 1138370→	D	1.0	BPMR4A-10	6328	
ED 300	Eng.HONDA, →1983	D	1.0	BPMR6A-10	1029	
ED 300	Eng.HONDA, S/N →1138369	D	1.0	BPMR6A-10	1029	
ED 300 K1	Eng.HONDA	D	1.0	BPMR6A-10	1029	
ED 400	Eng.HONDA	D	0.6	BMR4A	5728	
EG 1000	Eng.HONDA G 150, 144ccm, 1-cyl., 3.5hp	D	0.6	BR4HS	3322	
EG 1000	Eng.HONDA G 35, 144ccm, 1-cyl., 2.5hp	D	0.6	BR6HS	4200	Q209
EG 1000	Eng.HONDA G 28, 67ccm, 1-cyl., 2.0hp	D	0.6	C6HSA	3228	
EG 1000 A	Eng.HONDA GE 150, 1-cyl., 3.5hp	D	0.6	BR4HS	3322	
EG 1000 X	Eng.HONDA, 1-cyl.	D	0.6	BPR6ES	7822	
EG 1000 Z	Eng.HONDA G 200, 197ccm, 1-cyl., 5.0hp	D	0.6	BR6HS	4200	Q209
EG 1200	Eng.HONDA	D	0.6	BPR6ES	7822	
EG 1200 X	Eng.HONDA GX 110, 107ccm, 1-cyl., 3.5hp	D	0.6	BPR6ES	7822	
EG 1200 X	Eng.HONDA GX 120K1, 118ccm, 1-cyl., 3.5hp	D	0.6	BPR6ES	7822	
EG 1200 Z	Eng.HONDA	D	0.6	BR4HS	3322	
EG 1400	Eng.HONDA	D	0.6	BP6ES	7811	
EG 1400 X	Eng.HONDA GX 110, 107ccm, 1-cyl., 3.5hp	D	0.6	BPR6ES	7822	
EG 1400 XK1	Eng.HONDA GX 120K1, 118ccm, 1-cyl., 3.5hp	D	0.6	BPR6ES	7822	
EG 1400 Z	Eng.HONDA GE 150, 1-cyl., 3.5hp, S/N 1380695→	D	0.6	BR4HS	3322	
EG 1400 Z	Eng.HONDA	D	0.6	BR4HS	3322	
EG 1500	Eng.HONDA G 41, 1-cyl., 4.0hp	D	0.6	B-4H	4110	
EG 1500	Eng.HONDA	D	0.6	BR4HS	3322	
EG 1500	Eng.HONDA G 42, 171ccm, 1-cyl., 3.3hp	D	0.6	BR6HS	4200	Q209
EG 1500 K3	Eng.HONDA G 42, 171ccm, 1-cyl., 3.3hp	D	0.6	C6HSA	3228	
EG 1500 K4	Eng.HONDA G 200, 197ccm, 1-cyl., 5.0hp	D	0.6	BR4HS	3322	
EG 1500 X	Eng.HONDA	D	0.6	BPR6ES	7822	
EG 1500 Z / EG 1800	Eng.HONDA	D	0.6	BR4HS	3322	
EG 1800 X	Eng.HONDA	D	0.6	BPR6ES	7822	
EG 1800 Z	Eng.HONDA G 200, 197ccm, 1-cyl., 5.0hp, S/N 1556008→	D	0.6	BR4HS	3322	
EG 1900 X	Eng.HONDA GX 140, 144ccm, 1-cyl., 5.0hp	D	0.6	BPR6ES	7822	
EG 1900 Z	Eng.HONDA	D	0.6	BR4HS	3322	
EG 2000 X	Eng.HONDA	D	0.6	BPR6ES	7822	





Stock No.

Quick No.

HONDA

EG 200 Z	Eng.HONDA G 200, 197ccm, 1-cyl., 5.0hp, S/N 1556008->	D	0.6	BR4HS	3322	
EG 2200	Eng.HONDA	D	0.6	BPR6ES	7822	
EG 2200 X	Eng.HONDA G 200, 197ccm, 1-cyl., 5.0hp	D	0.6	BPR6ES	7822	
EG 2200 Z	Eng.HONDA	D	0.6	BR4HS	3322	
EG 2500 XK1	Eng.HONDA GX 160 K1, 163ccm, 1-cyl., 5.5hp	D	0.6	BPR6ES	7822	
EG 3000	Eng.HONDA	D	0.6	BPR5ES	7422	
EG 3000 X	Eng.HONDA	D	0.6	BPR6ES	7822	
EG 3500 X	Eng.HONDA GX 240, 242ccm, 1-cyl., 8.0hp	D	0.7	BPR5ES	7422	
EG 3500 XK1	Eng.HONDA GX 240K1, 242ccm, 1-cyl., 8.0hp	D	0.7	BPR5ES	7422	
EG 3600 CL	Eng.HONDA	D	0.9	BPR5ES	7422	
EG 4000	Eng.HONDA	D	0.6	BR4HS	3322	
EG 4000 CL	Eng.HONDA GX 270 T2, 270ccm, 1-cyl., 8.5hp	D	0.8	BPR5ES	7422	
EG 4500	Eng.HONDA	D	0.6	BPR6ES	7822	
EG 4500 CL	Eng.HONDA	D	0.9	BPR5ES	7422	
EG 4500 X	Eng.HONDA GX 340, 337ccm, 1-cyl., CDI	D	0.8	BPR5ES	7422	
EG 5000	Eng.HONDA	D	0.6	BPR6ES	7822	
EG 5000 CL	Eng.HONDA GX 390 T2, 389ccm, 1-cyl., 11.8hp	D	0.8	BPR5ES	7422	
EG 5000 X	Eng.HONDA GX 340, 337ccm, 1-cyl., 11.0hp, S/N 1253118->	D	0.7	BPR5ES	7422	
EG 5000 X	Eng.HONDA GX 340, 337ccm, 1-cyl., 11.0hp, S/N -> 1253117	D	1.1	BPR5ES-11	4424	
EG 5000 XK1	Eng.HONDA GX 340K1, 337ccm, 1-cyl., 11.0hp	D	0.7	BPR5ES	7422	
EG 550	Eng.HONDA	D	0.6	BMR4A	5728	
EG 5500 CL	Eng.HONDA	D	0.9	BPR5ES	7422	
EG 650	Eng.HONDA G 100K2, 97ccm, 1-cyl., 2.5hp	D	0.7	BPMR4A	6028	
EG 6500 CL	Eng.HONDA GX 390 T2, 389ccm, 1-cyl., 11.8hp	D	0.7	BPR5ES	7422	
EG 6500 CL	Eng.HONDA	D	0.8	BPR5ES	7422	
EG 850	Eng.HONDA	D	0.6	BR4HS	3322	
EG 850 X	Eng.HONDA	D	0.6	BPR6ES	7822	
EG 850 Z / EGK 1000 / EGK 1200 / EGK 1500 / EGK 1600 / EGK 2000 / EGK 2600 / EGK 2600 K1 / EGK 3600 / EGK 3600 K1	Eng.HONDA	D	0.6	BR4HS	3322	
EGK 600	Eng.HONDA	D	0.7	BM4A	5628	
EJ 3	Eng.HONDA	D	0.7	BPR6HS	7022	Q214
EL 1500K1	Eng.HONDA	D	1.0	BPR6HS-10	2633	
EL 5000	Eng.HONDA GX 360, 359ccm, 2-cyl., 13.0hp	D	1.0	BPR6HS-10	2633	
EM 1000 F	Eng.HONDA, 1997->	D	0.6	BR4HS	3322	
EM 1200 X	Eng.HONDA GX 110, 107ccm, 1-cyl., 3.5hp	D	0.6	BPR6ES	7822	
EM 1400 X	Eng.HONDA	D	0.6	BPR6ES	7822	
EM 1500	Eng.HONDA	D	1.0	BPR4HS-10	5024	
EM 1500 X	Eng.HONDA	D	0.6	BPR6ES	7822	
EM 1600	Eng.HONDA GE 200, 197ccm, 1-cyl., 5.0hp	D	0.6	BR4HS	3322	
EM 1600 K4	Eng.HONDA G 200, 197ccm, 1-cyl., 5.0hp, S/N 1556008->	D	0.6	BR4HS	3322	





Tool*



Stock No.

Quick No.

HONDA

EM 1600 X	Eng.HONDA GX 140, 144ccm, 1-cyl., 5.0hp	D	0.6	BPR6ES	7822	
EM 1800	Eng.HONDA G 200, 197ccm, 1-cyl., 5.0hp, S/N 1556008->	D	0.6	BPR4HS	7823	
EM 1800	Eng.HONDA GE 200, 197ccm, 1-cyl., 5.0hp	D	0.6	BPR4HS	7823	
EM 1800 X	Eng.HONDA GX 140, 144ccm, 1-cyl., 5.0hp	D	0.6	BPR6ES	7822	
EM 1800 XK1	Eng.HONDA GX 160 K1, 163ccm, 1-cyl., 5.5hp	D	0.6	BPR6ES	7822	
EM 1900	Eng.HONDA	D	1.0	BPR4HS-10	5024	
EM 1900 X	Eng.HONDA	D	0.7	BPR6ES	7822	
EM 2200	Eng.HONDA G 200, 197ccm, 1-cyl., 5.0hp	D	1.0	BPR4HS-10	5024	
EM 2200 X	Eng.HONDA GX 140, 144ccm, 1-cyl., 5.0hp	D	0.6	BPR6ES	7822	
EM 25	Eng.HONDA	D	0.5	BPR6ES	7822	
EM 2500 C	Eng.HONDA	D	0.7	BPR5ES	7422	
EM 2500 XK1	Eng.HONDA GX 160 K1, 163ccm, 1-cyl., 5.5hp	D	0.6	BPR6ES	7822	
EM 2500 XK1	Eng.HONDA GX 240K1, 242ccm, 1-cyl., 8.0hp	D	0.7	BPR5ES	7422	
EM 30	Eng.HONDA	D	0.5	BPR6ES	7822	
EM 300	Eng.HONDA GE 300, 55ccm, 1-cyl., 0.8hp	D	0.6	CM-6	5812	
EM 3000	Eng.HONDA G 300, 272ccm, 1-cyl., 7.0hp	D	1.0	BPR4HS-10	5024	
EM 3000 C	Eng.HONDA	D	0.6	BPR5ES	7422	
EM 3000 SX / EM 3000 X	Eng.HONDA	D	0.7	BPR5ES	7422	
EM 300 K1 / EM 300 K2 / EM 300 K3	Eng.HONDA GE 300, 55ccm, 1-cyl., 0.8hp	D	0.6	CM-6	5812	
EM 3500 SX / EM 3500 X	Eng.HONDA GX 240, 242ccm, 1-cyl., 8.0hp	D	0.6	BPR5ES	7422	
EM 3500 XK1	Eng.HONDA GX 240K1, 242ccm, 1-cyl., 8.0hp	D	0.7	BPR5ES	7422	
EM 3800 SX	Eng.HONDA GX 240, 242ccm, 1-cyl., 8.0hp	D	0.6	BPR5ES	7422	
EM 400	Eng.HONDA, 55ccm, 1-cyl., 0.8hp, (Ø 14 mm)	D	0.6	C6HSA	3228	
EM 400	Eng.HONDA GE 300, 55ccm, 1-cyl., 0.8hp, (Ø 10 mm)	D	0.6	CM-6	5812	
EM 400	Eng.HONDA, 55ccm, 1-cyl., 0.8hp, (Ø 14 mm)	D	1.0	BPMR6A-10	1029	
EM 4000	Eng.HONDA G 400K1, 406ccm, 1-cyl., 10.0hp	D	1.0	BPR4HS-10	5024	
EM 4000 SX	Eng.HONDA IGX 270, 270ccm, 1-cyl., 8.4hp	D	0.8	BPR5ES	7422	
EM 400 K1	Eng.HONDA GE 300, 55ccm, 1-cyl., 0.8hp, (Ø 10 mm)	D	0.6	CM-6	5812	
EM 4500	Eng.HONDA	D	0.7	BPR6ES	7822	
EM 4500 CX / EM 4500 CXS / EM 4500 SX	Eng.HONDA	D	0.7	BPR5ES	7422	
EM 4500 X	Eng.HONDA	D	0.7	BPR6ES	7822	
EM 500	Eng.HONDA, S/N 1138370->	D	1.0	BPMR4A-10	6328	
EM 500	Eng.HONDA, S/N ->1138369	D	1.0	BPMR6A-10	1029	
EM 5000	Eng.HONDA	D	0.7	BPR6ES	7822	
EM 5000 IS	Eng.HONDA GX 340, 337ccm, 1-cyl., 11.0hp, S/N 1253118->	D	0.7	BPR5ES	7422	
EM 5000 IS	Eng.HONDA GX 340, 337ccm, 1-cyl., 11.0hp, S/N -> 1253117	D	1.1	BPR5ES-11	4424	





Stock No.

Quick No.

HONDA

EM 5000 SX	Eng.HONDA GX 340, 337ccm, 1-cyl., 11.0hp, S/N 1253118->	D	0.8	BPR5ES	7422	
EM 5000 SX	Eng.HONDA IGX 390, 389ccm, 1-cyl., 11.8hp	D	1.1	BPR5ES	7422	
EM 5000 SX	Eng.HONDA GX 340, 337ccm, 1-cyl., 11.0hp, S/N -> 1253117	D	1.1	BPR5ES-11	4424	
EM 5000 SXX1 / EM 5000 SXX2	Eng.HONDA GX 340K1, 337ccm, 1-cyl., 11.0hp	D	0.7	BPR5ES	7422	
EM 5000 X	Eng.HONDA GX 340, 337ccm, 1-cyl., 11.0hp, S/N 1253118->	D	0.7	BPR5ES	7422	
EM 5000 X	Eng.HONDA GX 340, 337ccm, 1-cyl., 11.0hp, S/N -> 1253117	D	1.1	BPR5ES-11	4424	
EM 500 K1	Eng.HONDA	D	1.0	BPMR4A-10	6328	
EM 50 is	Eng.HONDA	D	0.6	BPR5ES	7422	
EM 5500 CX / EM 5500 CXS / EM 6000	Eng.HONDA	D	0.7	BPR5ES	7422	
EM 6000 GPA	Eng.HONDA GX 390 K1, 389ccm, 1-cyl., 13.0hp	D	0.6	BPR6ES	7822	
EM 650	Eng.HONDA GE 100, 1-cyl., 2.2hp	D	0.7	BMR4A	5728	
EM 6500 SX	Eng.HONDA IGX 390, 389ccm, 1-cyl., 11.8hp	D	0.8	BPR5ES	7422	
EM 6500 SXX1	Eng.HONDA GX 390 K1, 389ccm, 1-cyl., 13.0hp	D	0.6	BPR6ES	7822	
EM 6500 X	Eng.HONDA	D	0.7	BPR5ES	7422	
EM 65 is	Eng.HONDA	D	0.9	BPR5ES	7422	
EM 7000 IS	Eng.HONDA GX 390 K1, 389ccm, 1-cyl., 13.0hp	D	0.6	BPR6ES	7822	
EM 70 is	Eng.HONDA	D	0.6	BPR5ES	7422	
EMK 1600 / EMK 2000	Eng.HONDA	D	0.6	BPR4HS	7823	
EMS 2800	Eng.HONDA GE 300, 55ccm, 1-cyl., 0.8hp	D	1.0	BPR4HS-10	5024	
EMS 3000	Eng.HONDA	D	1.0	BPR4HS-10	5024	
EMS 3800	Eng.HONDA G 400, 406ccm, 1-cyl., 10.0hp	D	1.0	BPR4HS-10	5024	
EMS 4000 / EMS 4500	Eng.HONDA G 400K1, 406ccm, 1-cyl., 10.0hp	D	1.0	BPR4HS-10	5024	
EN 2000 / EN 2500	Eng.HONDA GC 160, 160ccm, 1-cyl., 5.0hp	D	0.7	BPR6ES	7822	
EN 3500	Eng.HONDA GX 240K1, 242ccm, 1-cyl., 8.0hp	D	0.7	BPR5ES	7422	
EN 5000	Eng.HONDA GX 340K1, 337ccm, 1-cyl., 11.0hp	D	0.7	BPR5ES	7422	
EP 2500 CX	Eng.HONDA	D	0.7	BPR6ES	7822	
EP 2500 CX1	Eng.HONDA	D	0.7	BPR5ES	7422	
ER 1500	Eng.HONDA G 41, 1-cyl., 4.0hp	D	0.6	B-4H	4110	
ER 400	Eng.HONDA GE 300, 55ccm, 1-cyl., 0.8hp	D	0.6	CM-6	5812	
ES 3500	Eng.HONDA G 400, 406ccm, 1-cyl., 10.0hp, CDN	D	0.6	BR4HS	3322	
ES 3500	Eng.HONDA G 80, 295ccm, 1-cyl., 6.0hp	D	0.6	BR6HS	4200	Q209
ES 3500	Eng.HONDA G 400, 406ccm, 1-cyl., 10.0hp, CDI	D	1.0	BPR4HS-10	5024	
ES 3500 K1 / ES 3500 K2	Eng.HONDA G 400K1, 406ccm, 1-cyl., 10.0hp	D	0.6	BR4HS	3322	
ES 4500	Eng.HONDA G 400, 406ccm, 1-cyl., 10.0hp, CDN	D	1.0	BPR4HS-10	5024	





Tool*



Stock No.

Quick No.

HONDA

ES 4500	Eng.HONDA G 400K1, 406ccm, 1-cyl., 10.0hp	D	1.0	BPR4HS-10	5024	
ES 5500	Eng.HONDA GX 360, 359ccm, 2-cyl., 13.0hp	D	1.0	BPR6HS-10	2633	
ES 5500 K1	Eng.HONDA GX 360K1, 359ccm, 2-cyl., 13.0hp	D	0.6	BPR6HS	7022	Q214
ES 6500	Eng.HONDA GX 360, 359ccm, 2-cyl., 13.0hp	D	1.0	BPR6HS-10	2633	
ES 6500 K1 / ES 6500 K2	Eng.HONDA GX 360K1, 359ccm, 2-cyl., 13.0hp	D	0.7	BPR6HS	7022	Q214
ET 4500	Eng.HONDA G 400K1, 406ccm, 1-cyl., 10.0hp	D	1.0	BP4HS-10	5011	
ET 4500 K1	Eng.HONDA	D	1.0	BPR4HS-10	5024	
ET 4500 SX / ET 4500 X	Eng.HONDA	D	0.6	BPR6ES	7822	
ET 5000	Eng.HONDA	D	0.6	B6ES	7310	
ET 5000 Z	Eng.HONDA	D	0.7	BPR6HS	7022	Q214
EU 19 i	Eng.HONDA	D	0.7	CR5HSB	6535	
EU 20	Eng.HONDA	D	0.7	CR4HSB	4695	
EU 2000 I / EU 2000 IA	Eng.HONDA GX 100, 99ccm, 1-cyl., 3.0hp	D	0.7	CR5HSB	6535	
EU 2600 i / EU 26 i	Eng.HONDA	D	0.7	BPR5ES	7422	
EU 3000 i	Eng.HONDA	D	0.7	BPR6ES	7822	
EU 3000 is / EU 3000 ISA	Eng.HONDA GX 200, 196ccm, 1-cyl., 6.5hp	D	0.6	BPR6ES	7822	
EU 3000 K1 / EU 3000 S	Eng.HONDA	D	0.7	BPR5ES	7422	
EU 30 i	Eng.HONDA	D	0.6	BPR6ES	7822	
EU 30 is	Eng.HONDA	D	0.7	BPR5ES	7422	
EU 6500 is	Eng.HONDA GX 390 K1, 389ccm, 1-cyl., 13.0hp	D	0.7	BPR5ES	7422	
EU 6500 is	Eng.HONDA GX 390, 389ccm, 1-cyl.	D	0.7	BPR6ES	7822	
EU 65 is	Eng.HONDA	D	0.9	BPR5ES	7422	
EUX 1000	Eng.HONDA GXH 50, 49ccm, 1-cyl., 2.5hp	D	0.6	CR5HSB	6535	
EV 3600	Eng.HONDA	D	1.0	BPR6HS-10	2633	
EV 3610	Eng.HONDA	D	0.7	BPR2HS	7626	
EV 4000	Eng.HONDA G 400K1, 406ccm, 1-cyl., 10.0hp	D	1.0	BPR6HS-10	2633	
EV 4010 / EV 4010 RV	Eng.HONDA GX 360K1, 359ccm, 2-cyl., 13.0hp	D	0.7	BPR4HS	7823	
EV 5010	Eng.HONDA	D	0.7	BPR6HS	7022	Q214
EV 6010 / EV 6010 RV / EVD 4010	Eng.HONDA GX 360K1, 359ccm, 2-cyl., 13.0hp	D	0.7	BPR4HS	7823	
EVD 4010 RV	Eng.HONDA GX 360K1, 359ccm, 2-cyl., 13.0hp	D	0.6	BPR4HS	7823	
EW 140	Eng.HONDA GX 240K1, 242ccm, 1-cyl., 8.0hp	D	0.7	BPR5ES	7422	
EW 170	Eng.HONDA GE 400, 10.0hp	D	0.6	BR4HS	3322	
EW 171	Eng.HONDA GX 340, 337ccm, 1-cyl., 11.0hp, S/N 1253118->	D	0.7	BPR5ES	7422	
EW 171	Eng.HONDA GX 340, 337ccm, 1-cyl., 11.0hp, S/N -> 1253117	D	1.1	BPR5ES-11	4424	
EW 171	Eng.HONDA X 340, 289ccm, 1-cyl., 11.0hp, S/N 1253118->	D	1.1	BPR5ES-11	4424	
EW 171 K1	Eng.HONDA GX 340K1, 337ccm, 1-cyl.	D	0.7	BPR5ES	7422	
EX 100	Eng.HONDA	D	0.6	BR4HS	3322	
EX 1000	Eng.HONDA G 101A, 97ccm, 1-cyl., 2.2hp	D	0.6	BR4HS	3322	



      						
HONDA						
EX 1000	Eng.HONDA G 101A2, 97ccm, 1-cyl., 2.2hp	D	0.6	BR4HS	3322	
EX 1900 / EX 2100	Eng.HONDA, →1989	D	0.6	BPR6ES	7822	
EX 2200	Eng.HONDA GX 140, 144ccm, 1-cyl., 5.0hp	D	0.6	BPR6ES	7822	
EX 2200 X / EX 2400	Eng.HONDA, →1989	D	0.6	BPR6ES	7822	
EX 3000	Eng.HONDA, 1990→	D	0.6	BMR6A	7421	
EX 3000	Eng.HONDA, →1989	D	0.6	BPR6ES	7822	
EX 3000 S / EX 3000 SK1	Eng.HONDA GX 240K1, 242ccm, 1-cyl., 8.0hp	D	0.6	BPR5ES	7422	
EX 3300	Eng.HONDA	D	0.7	BPR6ES	7822	
EX 3300 S / EX 3300 SK1	Eng.HONDA GX 240K1, 242ccm, 1-cyl., 8.0hp	D	0.6	BPR5ES	7422	
EX 350	Eng.HONDA GE 35, 3.5hp	D	0.6	BMR6A	7421	
EX 400	Eng.HONDA	D	1.0	BPMR6A-10	1029	
EX 4000 / EX 4000 K1	Eng.HONDA	D	0.7	BPR5ES	7422	
EX 4000 S	Eng.HONDA GX 340, 337ccm, 1-cyl.	D	0.7	BPR5ES	7422	
EX 4500	Eng.HONDA GX 340, 337ccm, 1-cyl., 10.7hp	D	0.7	BPR6ES	7822	
EX 4500 K1	Eng.HONDA GX 340 K1, 337ccm, 1-cyl., 11.0hp, S/N 1253118→	D	0.7	BPR5ES	7422	
EX 4500 S	Eng.HONDA GX 340, 337ccm, 1-cyl., S/N 1253118- →	D	0.7	BPR5ES	7422	
EX 4500 S	Eng.HONDA GX 340, 337ccm, 1-cyl., S/N → 1253117	D	1.1	BPR5ES-11	4424	
EX 4500 SK1	Eng.HONDA GX 340K1, 337ccm, 1-cyl., 11.0hp	D	0.7	BPR5ES	7422	
EX 500	Eng.HONDA, 1984→, S/N 1138370→	D	1.0	BPMR4A-10	6328	
EX 500	Eng.HONDA, →1983, S/N →1138369	D	1.0	BPMR6A-10	1029	
EX 5500	Eng.HONDA GX 360, 359ccm, 2-cyl., 13.0hp	D	1.0	BPR6HS-10	2633	
EX 5500 K0	Eng.HONDA	D	0.6	BPR6HS	7022	Q214
EX 5500 K1 / EX 5500 K2	Eng.HONDA GX 360K1, 359ccm, 2-cyl., 13.0hp	D	0.6	BPR6HS	7022	Q214
EX 650	Eng.HONDA GE 100, 1-cyl., 2.2hp	D	0.6	BMR4A	5728	
EX 6500	Eng.HONDA GX 360K1, 359ccm, 2-cyl., 13.0hp	D	1.0	BPR6HS-10	2633	
EX 6500 K1	Eng.HONDA GX 360K1, 359ccm, 2-cyl., 13.0hp	D	0.7	BPR4HS	7823	
EX 7	Eng.HONDA, S/N 1113037→	D	0.7	CR4HSB	4695	
EX 7	Eng.HONDA, S/N →1113036	D	0.7	CR5HSB	6535	
EX 700 C	Eng.HONDA GXH 50, 49ccm, 1-cyl., 2.5hp	D	0.7	CR5HSB	6535	
EX 800 / EX 800 K1	Eng.HONDA G 100K1, 83ccm, 1-cyl., 2.2hp	D	1.0	BPR4HS-10	5024	
EX 900	Eng.HONDA	D	0.6	BR4HS	3322	
EXW 171 S	Eng.HONDA GX 340, 337ccm, 1-cyl., 11.0hp, S/N 1253118→	D	0.7	BPR5ES	7422	
EXW 171 S	Eng.HONDA GX 340, 337ccm, 1-cyl., 11.0hp, S/N → 1253117	D	1.1	BPR5ES-11	4424	
EXW 171 S	Eng.HONDA X 340, 289ccm, 1-cyl., 11.0hp, S/N 1253118→	D	1.1	BPR5ES-11	4424	
EZ 1400	Eng.HONDA GX 120K1, 118ccm, 1-cyl., 3.5hp, 1997→	D	0.7	BPR6ES	7822	



Tool*



Stock No.

Quick No.

HONDA

EZ 1500-JH / EZ 1500-NH / EZ 1800	Eng.HONDA, 1997→	D	0.7	BPR6ES	7822	
EZ 2200	Eng.HONDA	D	0.7	BPR5ES	7422	
EZ 2300-JH / EZ 2300-NH	Eng.HONDA, 1997→	D	0.7	BPR6ES	7822	
EZ 2500	Eng.HONDA GX 160 K1, 163ccm, 1-cyl., 5.5hp, 1997→	D	0.7	BPR6ES	7822	
EZ 3500 / EZ 3500-S	Eng.HONDA GX 240K1, 242ccm, 1-cyl., 8.0hp, 1997→	D	0.7	BPR5ES	7422	
EZ 4500	Eng.HONDA	D	1.1	BPR5ES-11	4424	
EZ 4500-S	Eng.HONDA, 1997→	D	0.7	BPR5ES	7422	
EZ 5000 / EZ 5000-S	Eng.HONDA GX 340K1, 337ccm, 1-cyl., 11.0hp, 1997→	D	0.7	BPR5ES	7422	
F 110	Eng.HONDA	E	0.6	BMR4A	5728	
F 1150	Eng.HONDA	E	1.1	BP5ES-11	7311	
F 200	Eng.HONDA	E	0.6	BPMR4A	6028	
F 200	Eng.HONDA	E	1.0	BPMR4A-10	6328	
F 200 A / F 200 C	Eng.HONDA	E	0.6	BMR4A	5728	
F 200 D / F 200 G / F 200 I / F 200 S	Eng.HONDA	E	1.0	BPMR4A-10	6328	
F 210	Eng.HONDA	E	0.6	BMR4A	5728	
F 210 K1	Eng.HONDA	E	0.7	BPR5ES	7422	
F 220	Eng.HONDA GXV 57, 57ccm, 1-cyl., 1.5kW	E	0.6	CR4HSB	4695	
F 25	Eng.HONDA	E	0.6	C6HSA	3228	
F 250 / F 250 D	Eng.HONDA	E	1.0	BPMR4A-10	6328	
F 260	Eng.HONDA	E	0.6	BMR4A	5728	
F 28	Eng.HONDA	E	0.6	C6HSA	3228	
F 30	Eng.HONDA	E	0.6	BR6HS	4200	Q209
F 300	Eng.HONDA G 150, 144ccm, 1-cyl., 3.5hp	E	0.6	BR4HS	3322	
F 310	Eng.HONDA	E	0.7	BPR5ES	7422	
F 310 KZ	Eng.HONDA	E	0.7	BP5ES	6511	
F 320	Eng.HONDA	E	0.7	BPR5ES	7422	
F 325	Eng.HONDA	E	0.6	BPR6ES	7822	
F 340 / F 360 / F 380	Eng.HONDA	E	0.7	BPR5ES	7422	
F 40	Eng.HONDA	E	0.6	BR6HS	4200	Q209
F 400	Eng.HONDA G 35, 144ccm, 1-cyl., 2.5hp	E	0.7	BR6HS	4200	Q209
F 400	Eng.HONDA G 150, 144ccm, 1-cyl., 3.5hp, CDI,CDN	E	1.0	BPR4HS-10	5024	
F 400 K1 / F 400 K1 A2 / F 400 K1 D1 / F 400 K1 D2 / F 400 K1 F1	Eng.HONDA G 150, 144ccm, 1-cyl., 3.5hp	E	0.6	BR4HS	3322	
F 400 K1 F2	Eng.HONDA G 150, 144ccm, 1-cyl., 3.5hp	E	1.0	BPR4HS-10	5024	
F 400 K1 G / F 400 K1 SP / F 400 K1 V	Eng.HONDA G 150, 144ccm, 1-cyl., 3.5hp	E	0.6	BR4HS	3322	
F 401 / F 401 A2 / F 401 AD / F 401 K1 / F 401 K2	Eng.HONDA	E	0.7	BPR5ES	7422	
F 405	Eng.HONDA	E	0.6	BR4HS	3322	
F 410	Eng.HONDA	E	0.7	BPR5ES	7422	
F 42	Eng.HONDA	E	0.6	B6HS	4510	Q203
F 420	Eng.HONDA	E	0.7	BPR5ES	7422	
F 42 K1	Eng.HONDA	E	0.6	BR6HS	4200	Q209
F 450 / F 450 D	Eng.HONDA G 150, 144ccm, 1-cyl., 3.5hp	E	1.0	BPR4HS-10	5024	
F 450 G	Eng.HONDA G 150, 144ccm, 1-cyl., 3.5hp	E	0.6	BR4HS	3322	
F 450 SP	Eng.HONDA G 150, 144ccm, 1-cyl., 3.5hp	E	1.0	BPR4HS-10	5024	
F 460	Eng.HONDA	E	0.7	BPR5ES	7422	












Stock No.

Quick No.

HONDA

F 50	Eng.HONDA	E	0.6	D6HA	6512	
F 500 / F 500 A1 / F 500 A2	Eng.HONDA	E	0.6	BR4HS	3322	
F 501 / F 501 A1 / F 501 A2 / F 501 K1 / F 501 K2	Eng.HONDA	E	0.7	BPR5ES	7422	
F 506	Eng.HONDA GX 160, 163ccm, 1-cyl., 3.6kW	E	0.7	BPR5ES	7422	
F 510	Eng.HONDA GX 160, 163ccm, 1-cyl., 3.6kW	E	0.7	BPR6ES	7822	
F 510 K2	Eng.HONDA	E	0.7	BP5ES	6511	
F 520	Eng.HONDA	E	0.7	BPR5ES	7422	
F 560	Eng.HONDA GX 160, 163ccm, 1-cyl., 3.6kW	E	0.7	BPR5ES	7422	
F 60	Eng.HONDA	E	0.6	D6HA	6512	
F 600	Eng.HONDA	E	0.6	BR4HS	3322	
F 600 F2	Eng.HONDA	E	1.0	BPR4HS-10	5024	
F 600 G / F 600 G2 / F 600 P / F 600 SP / F 600 Y	Eng.HONDA	E	0.6	BR4HS	3322	
F 610	Eng.HONDA	E	0.7	BPR5ES	7422	
F 650	Eng.HONDA	E	0.6	BR6HS	4200	Q209
F 660	Eng.HONDA	E	0.7	BPR5ES	7422	
F 660 K	Eng.HONDA	E	0.7	BP5ES	6511	
F 700	Eng.HONDA	E	0.6	BR6HS	4200	Q209
F 720	Eng.HONDA GX 200, 196ccm, 1-cyl., 4.1kW	E	0.7	BPR5ES	7422	
F 80	Eng.HONDA	E	0.6	B5ES	6410	
F 800	Eng.HONDA	E	0.6	BR4HS	3322	
F 800	Eng.HONDA	E	1.0	BPR4HS-10	5024	
F 800 avec	Eng.HONDA, CDI,CDN	E	1.0	BPR4HS-10	5024	
F 800 D / F 800 DW / F 800 G	Eng.HONDA	E	0.6	BR4HS	3322	
F 800 S1 / F 800 S2	Eng.HONDA	E	1.0	BPR4HS-10	5024	
F 800 Y	Eng.HONDA	E	0.6	BR4HS	3322	
F 810	Eng.HONDA	E	0.7	BPR5ES	7422	
F 860	Eng.HONDA	E	0.7	BP5ES	6511	
F 950	Eng.HONDA	E	0.6	BR4HS	3322	
F 950 K1	Eng.HONDA	E	0.6	B-4H	4110	
F 950 P	Eng.HONDA	E	0.6	BR4HS	3322	
FC 600	Eng.HONDA	E	0.7	BPR5ES	7422	
FF 300	Eng.HONDA GXV 57, 57ccm, 1-cyl., 1.5kW	E	0.6	CR5HSB	6535	
FF 500	Eng.HONDA GCV 160, 160ccm, 1-cyl., 3.3kW	E	0.7	BPR6ES	7822	
FG 110	Eng.HONDA GX 25 T, 25ccm, 1-cyl., 0.6kW	E	0.6	CMR5H	7599	
FG 200	Eng.HONDA	E	0.6	CR4HSB	4695	
FG 201	Eng.HONDA GXV 50, 49ccm, 1-cyl., 1.3kW	E	0.6	CR4HSB	4695	
FG 205	Eng.HONDA GXV 50, 49ccm, 1-cyl., 1.3kW	E	0.6	CR5HSB	6535	
FG 220	Eng.HONDA	E	0.5	CR4HSB	4695	
FG 314 / FG 315	Eng.HONDA	E	0.7	BPR6ES	7822	
FG 320	Eng.HONDA GP 160, 163ccm, 1-cyl., 3.4kW	E	0.8	BPR6ES	7822	
FG 400 / FG 500	Eng.HONDA	E	0.7	BPR6ES	7822	
FJ 500 DE	Eng.HONDA GX 160, 163ccm, 1-cyl., 3.6kW	E	0.7	BPR6ES	7822	
FJ 500 SE	Eng.HONDA GX 160, 163ccm, 1-cyl., 3.4kW	E	0.7	BPR6ES	7822	
FR 315	Eng.HONDA	E	0.7	BP4ES	6928	
FR 500	Eng.HONDA	E	0.6	BR4HS	3322	



      						
HONDA						
FR 600 / FR 650	Eng.HONDA	E	0.7	BPR5ES	7422	
FR 700	Eng.HONDA	E	0.6	BR4HS	3322	
FR 750	Eng.HONDA GX 200, 196ccm, 1-cyl., 4.1kW	E	0.7	BPR5ES	7422	
FR 800	Eng.HONDA	E	0.7	BPR5ES	7422	
FRC 800	Eng.HONDA	E	0.7	BPR6ES	7822	
FS 28	Eng.HONDA	E	0.6	C6HSA	3228	
FS 50	Eng.HONDA	E	0.6	BR6HS	4200	Q209
FT 315 / FT 325	Eng.HONDA	E	1.0	BPR4HS-10	5024	
FT 65	Eng.HONDA	E	0.6	B-4H	4110	
FU 750 Lucky	Eng.HONDA	E	0.6	BPR6ES	7822	
FX 25	Eng.HONDA	E	0.6	BR6HS	4200	Q209
H 1011H / H 1011S / H 2013S / H 3001 / H 3001H / H 3009 / H 3011 / H 3011H / H 3013H / H 4013	Eng.HONDA	A	0.7	BPR5ES	7422	
H 4514	Eng.HONDA	A	0.7	BPR4ES	7222	
H 4518	Eng.HONDA	A	1.0	BPR5ES-11	4424	
H 4518	Eng.HONDA	A	1.1	BPR5ES-11	4424	
H 5013	Eng.HONDA GX 390 K1, (A2D), 389ccm, 1-cyl., 13.0hp	A	0.7	BPR6ES	7822	
H 5013	Eng.HONDA GX 390 K1, (A4D), 389ccm, 1-cyl., 13.0hp	A	1.1	BPR6ES	7822	
H 5013	Eng.HONDA GX 390 K1, (AC2A), 389ccm, 1-cyl., 13.0hp	A	1.1	BPR6ES	7822	
H 5013	Eng.HONDA GX 390 K1, (AC2B), 389ccm, 1-cyl., 13.0hp	A	1.1	BPR6ES	7822	
H 5013	Eng.HONDA GX 390 K1, (AC4A), 389ccm, 1-cyl., 13.0hp	A	1.1	BPR6ES	7822	
H 5013	Eng.HONDA GX 390 K1, (AC4B), 389ccm, 1-cyl., 13.0hp	A	1.1	BPR6ES	7822	
H 5013	Eng.HONDA	E	1.1	BPR6ES-11	4824	
H 5013	Eng.HONDA GX 390, (A2A), 389ccm, 1-cyl., 11.8hp	A	1.1	BPR6ES-11	4824	
H 5013	Eng.HONDA GX 390, (A2B), 389ccm, 1-cyl., 11.8hp	A	1.1	BPR6ES-11	4824	
H 5013	Eng.HONDA GX 390, (A2C), 389ccm, 1-cyl., 11.8hp	A	1.1	BPR6ES-11	4824	
H 5013	Eng.HONDA GX 390, (A4A), 389ccm, 1-cyl., 11.8hp	A	1.1	BPR6ES-11	4824	
H 5013	Eng.HONDA GX 390, (A4B), 389ccm, 1-cyl., 11.8hp	A	1.1	BPR6ES-11	4824	
H 5013	Eng.HONDA GX 390, (A4C), 389ccm, 1-cyl., 11.8hp	A	1.1	BPR6ES-11	4824	
H 5518	Eng.HONDA	E	0.6	BPR5ES	7422	
H 5518	Eng.HONDA GX 640, 635ccm, 2-cyl., 20.0hp	A	1.0	BPR5ES-11	4424	
HC 16	Eng.HONDA	A	0.6	BMR4A	5728	
HC 20 / HC 26	Eng.HONDA	A	0.8	BPR6ES	7822	
HF 1211 / HF 1211 H	Eng.HONDA	A	0.7	BPR5ES	7422	
HF 1211 HE	Eng.HONDA GXV 340, 337ccm, 1-cyl., 6.4kW	A	0.7	BPR5ES	7422	
HF 1211 S / HF 2114 H / HF 2114 S	Eng.HONDA	A	0.7	BPR5ES	7422	
HF 2200 H / HF 2200 HL / HF 2200 S	Eng.HONDA	A	0.8	ZGR5A	5839	
HF 2213 / HF 2213 H / HF 2213 S / HF 2216 H / HF 2216 K1 / HF 2216 S / HF 2218 HL / HF 2218 SE / HF 2218 SL / HF 2220 K1 / HF 2220 SL / HF 2315 HM	Eng.HONDA	A	0.7	BPR5ES	7422	
HF 2315 HME	Eng.HONDA GCV 520, 530ccm, 2-cyl., 9.4kW, V-Twin	A	0.7	BPR6ES	7822	





Stock No.

Quick No.

HONDA

HF 2315 SB / HF 2415 SB	Eng.HONDA	A	0.7	BPR5ES	7422	
HF 2417 HABE	Eng.HONDA GCV 530, 530ccm, 2-cyl., 9.9kW, V-Twin	A	0.7	BPR6ES	7822	
HF 2417 HAT / HF 2417 HM	Eng.HONDA	A	0.7	BPR5ES	7422	
HF 2417 HME / HF 2417 HTE	Eng.HONDA GCV 530, 530ccm, 2-cyl., 9.9kW, V-Twin	A	0.7	BPR6ES	7822	
HF 2620 HAT	Eng.HONDA	A	0.6	CR5HSB	6535	
HF 2620 HT	Eng.HONDA	A	0.7	BPR5ES	7422	
HF 2622 HME / HF 2622 HTE	Eng.HONDA GXV 660, 688ccm, 2-cyl., 13.9kW, V-Twin	A	0.7	ZFR5F	5165	
HH 25D60	Eng.HONDA, 1-cyl.	B	0.8	CMR5H	7599	
HHB 25	Eng.HONDA GX 25 T, 25ccm, 1-cyl., 0.7kW	E	0.7	CMR5H	7599	
HHBH 25	Eng.HONDA	E	0.6	CMR5H	7599	
HHE 31 CA	Eng.HONDA GX 31, 31ccm, 1-cyl., 1.5hp	B	0.8	CR5HSB	6535	
HHH 25 D-60 / HHH 25 D-75 / HHH 25 S-75	Eng.HONDA GX 25 T, 25ccm, 1-cyl., 0.7kW	E	0.6	CMR5H	7599	
HHT 22 S	Eng.HONDA GX 22, 22ccm, 1-cyl., 1.0hp	B	0.8	CR5HSB	6535	
HHT 25	Eng.HONDA GX 25, 25ccm, 1-cyl., 1.1hp	B	0.8	CMR5H	7599	
HHT 25SLTA	Eng.HONDA	B	0.8	C7HSA	4629	
HHT 25 S	Eng.HONDA GX 25, 25ccm, 1-cyl., 1.1hp	B	0.8	CMR5H	7599	
HHT 25 SLTA / HHT 31S / HHT 31TA	Eng.HONDA	B	0.8	C7HSA	4629	
HHT 31 U	Eng.HONDA GX 31, 31ccm, 1-cyl., 1.5hp	B	0.8	CR5HSB	6535	
HHT 35S	Eng.HONDA GX 25, 25ccm, 1-cyl., 1.1hp	B	0.8	CMR5H	7599	
HHTUMK 25	Eng.HONDA	E	0.8	C7HSA	4629	
HP 250	Eng.HONDA, 1993→	E	0.6	BP6ES	7811	
HP 300	Eng.HONDA	E	0.7	BPR2ES	2264	
HP 400	Eng.HONDA	E	0.7	BPR4ES	7222	
HP 500 H	Eng.HONDA	E	0.7	BPR6ES	7822	
HR 17	Eng.HONDA GV 100, 97ccm, 1-cyl., 2.2hp	A	0.8	BM4A	5628	
HR 173	Eng.HONDA GV 100K1, 97ccm, 1-cyl., 2.5hp	A	0.7	BM4A	5628	
HR 194	Eng.HONDA GXV 120, 118ccm, 1-cyl., 4.0hp	A	0.7	BPR5ES	7422	
HR 195	Eng.HONDA GXV 140, 135ccm, 1-cyl., 5.0hp	A	0.7	BPR5ES	7422	
HR 195 S / HR 195 SM / HR 195 SX	Eng.HONDA	A	0.7	BPR5ES	7422	
HR 21	Eng.HONDA GV 150, 144ccm, 1-cyl., S/N 2029059- →	A	0.6	BMR6A	7421	
HR 21	Eng.HONDA GV 150, 144ccm, 1-cyl., S/N 2029059- →	A	0.7	BPMR6A	6726	
HR 21	Eng.HONDA, →2029058, CDI	A	0.8	B5HS	4210	
HR 21	Eng.HONDA, S/N →2029058	A	0.8	BP5HS	4111	
HR 21	Eng.HONDA GV 150, 144ccm, 1-cyl.	A	1.0	BPMR6A-10	1029	
HR 214	Eng.HONDA GXV 120, 118ccm, 1-cyl., 4.0hp	A	0.8	BPR5ES	7422	
HR 215	Eng.HONDA GXV 140, 135ccm, 1-cyl., 5.0hp	A	0.8	BPR5ES	7422	
HR 21-5	Eng.HONDA GV 200, 197ccm, 1-cyl., 4.0hp, S/N 1026849→	A	0.7	BPMR6A	6726	





Stock No.

Quick No.

HONDA

HR 21-5	Eng.HONDA GV 200, 197ccm, 1-cyl., 4.0hp, S/N 1026849->	A	1.0	BPMR6A-10	1029	
HR 2150	Eng.HONDA	A	0.8	BPR5ES	7422	
HR 215 K1	Eng.HONDA GXV 140, 135ccm, 1-cyl., 5.0hp	A	0.8	BPR5ES	7422	
HR 215 K1HMA / HR 215 K1HXA / HR 215 K1SXA	Eng.HONDA	A	0.8	BPR6ES	7822	
HR 21-5 W	Eng.HONDA GV 200, 197ccm, 1-cyl., 4.0hp, S/N 1026849->	A	1.0	BPMR6A-10	1029	
HR 216 / HR 2160	Eng.HONDA GXV 160, 163ccm, 1-cyl., 5.5hp	A	0.8	BPR5ES	7422	
HR 21A	Eng.HONDA GV 150K1, 144ccm, 1-cyl., 3.5hp, S/N 3040715->	A	0.7	BPMR6A	6726	
HR 21A / HR 21AW	Eng.HONDA GV 150K1, 144ccm, 1-cyl., 3.5hp, S/N 3040715->	A	1.0	BPMR6A-10	1029	
HR 21 K2	Eng.HONDA	A	1.0	BPMR6A-10	1029	
HR 21W	Eng.HONDA GV 150, 144ccm, 1-cyl., 3.5hp, S/N 3040715->	A	1.0	BPMR6A-10	1029	
HR 521	Eng.HONDA	A	0.7	BR4HS	3322	
HRA 173	Eng.HONDA	A	0.6	BMR4A	5728	
HRA 21	Eng.HONDA	A	0.6	BMR6A	7421	
HRA 214	Eng.HONDA GXV 120, 118ccm, 1-cyl., 4.0hp	A	0.8	BPR5ES	7422	
HRA 215	Eng.HONDA GXV140, 135ccm, 1-cyl., 5.0hp	A	0.8	BPR6ES	7822	
HRA 2150	Eng.HONDA	A	0.7	BPR6ES	7822	
HRA 216 / HRA 2160	Eng.HONDA GXV 160, 163ccm, 1-cyl., 5.5hp	A	0.8	BPR5ES	7422	
HRA 219 / HRA 536 HX	Eng.HONDA	A	0.8	BPR5ES	7422	
HRB 215 / HRB 215 HXA	Eng.HONDA GXV 140, 135ccm, 1-cyl., 5.0hp	A	0.8	BPR6ES	7822	
HRB 215 K1 / HRB 215 K2 / HRB 215 K3 / HRB 215 K4	Eng.HONDA GXV 140, 135ccm, 1-cyl., 5.0hp	A	0.8	BPR5ES	7422	
HRB 215 PXA / HRB 215 SDA / HRB 215 SXA	Eng.HONDA GXV 140, 135ccm, 1-cyl., 5.0hp	A	0.8	BPR6ES	7822	
HRB 216	Eng.HONDA GVX 160, 5.5hp	A	0.8	BPR5ES	7422	
HRB 216	Eng.HONDA GVX 160A, 5.5hp	A	0.8	BPR5ES	7422	
HRB 216 TDA	Eng.HONDA	A	0.7	BPR6ES	7822	
HRB 217	Eng.HONDA GCV, 1-cyl.	A	0.8	BPR6ES	7822	
HRB 217 HXA / HRB 217 TDA	Eng.HONDA	A	0.8	BPR5ES	7422	
HRB 423 P / HRB 423 PD / HRB 423 S / HRB 423 SD / HRB 423 SX	Eng.HONDA	A	0.7	BMR4A	5728	
HRB 425C / HRB 425C PD / HRB 425C PX / HRB 425C QX / HRB 425C SD / HRB 425C SX / HRB 475C PD / HRB 475C SD	Eng.HONDA	A	0.8	BPR6ES	7822	
HRB 475 HM / HRB 475 HX / HRB 475 K0 / HRB 475 K1 / HRB 475 K2 / HRB 475 K3 / HRB 475 P / HRB 475 PD / HRB 475 S / HRB 475 SD / HRB 475 SM / HRB 475 SX	Eng.HONDA	A	0.8	BPR5ES	7422	
HRB 476C HX / HRB 476C PD / HRB 476C PX / HRB 476C QX / HRB 476C SD / HRB 476C SX / HRB 476C TX	Eng.HONDA	A	0.8	BPR6ES	7822	
HRB 535 K0 / HRB 535 K1 / HRB 535 K2 / HRB 535 K3 / HRB 535 SX	Eng.HONDA	A	0.8	BPR5ES	7422	
HRB 536 C / HRB 536 C1 / HRB 536 C2 / HRB 536C SX / HRB 536C TX	Eng.HONDA	A	0.8	BPR6ES	7822	
HRC 215 / HRC 215 K1	Eng.HONDA GXV 140, 135ccm, 1-cyl., 5.0hp	A	0.8	BPR5ES	7422	
HRC 215K1 PDA / HRC 215K1 SDA	Eng.HONDA	A	0.8	BPR6ES	7822	





Stock No.

Quick No.

HONDA

HRC 216	Eng.HONDA GXV 160, 163ccm, 1-cyl., 5.5hp	A	0.8	BPR5ES	7422	
HRC 216 HXA	Eng.HONDA	A	0.7	BPR5ES	7422	
HRC 216 K1	Eng.HONDA GXV 160, 163ccm, 1-cyl., 5.5hp	A	0.8	BPR5ES	7422	
HRC 216K1 HXA / HRC 216K1 SXA	Eng.HONDA	A	0.8	BPR5ES	7422	
HRC 216K2	Eng.HONDA GSV 160A1, 160ccm, 1-cyl., 5.5hp	A	0.8	BPR6ES	7822	
HRC 216 K2	Eng.HONDA GXV 160, 163ccm, 1-cyl., 5.5hp	A	0.8	BPR5ES	7422	
HRC 216 PDA / HRC 7013	Eng.HONDA	A	0.7	BPR5ES	7422	
HRD 535 HX	Eng.HONDA	A	0.8	BPR5ES	7422	
HRD 535 K0	Eng.HONDA	A	0.8	BPR6ES	7822	
HRD 535 K1 / HRD 535 K2 / HRD 535 QX / HRD 535 SM / HRD 535 SX / HRD 535 TM / HRD 536 C1 / HRD 536 C2	Eng.HONDA	A	0.8	BPR5ES	7422	
HRD 536C HX / HRD 536C SX / HRD 536C TX	Eng.HONDA	A	0.8	BPR6ES	7822	
HRD 536 HM / HRD 536 HX	Eng.HONDA	A	0.7	BPR5ES	7422	
HRD 536 HXE	Eng.HONDA GXV 160, 163ccm, 1-cyl., 2.7kW	A	0.7	BPR5ES	7422	
HRD 536 HXEA	Eng.HONDA GCV 160, 160ccm, 1-cyl., 2.7kW	A	0.7	BPR5ES	7422	
HRD 536 K0 / HRD 536 K1 / HRD 536 K2 / HRD 536 K3 / HRD 536 QX	Eng.HONDA	A	0.8	BPR5ES	7422	
HRD 536 QXE	Eng.HONDA GXV 160, 163ccm, 1-cyl., 2.7kW	A	0.7	BPR5ES	7422	
HRD 536 TXEH	Eng.HONDA GCV 160, 160ccm, 1-cyl., 2.7kW	A	0.7	BPR5ES	7422	
HRF 464 / HRF 464 P / HRF 464 PD / HRF 464 SD / HRF 465 / HRF 465 P / HRF 465 PD / HRF 465 SD	Eng.HONDA	A	0.8	BPR5ES	7422	
HRG 413 PD / HRG 413 SD	Eng.HONDA	A	0.7	BMR4A	5728	
HRG 415 C / HRG 415 C1 / HRG 415 C2	Eng.HONDA	A	0.8	BPR6ES	7822	
HRG 416 PKEH / HRG 416 SKEH	Eng.HONDA GCV 160, 160ccm, 1-cyl., 2.8kW	A	0.7	BPR5ES	7422	
HRG 465 C1 / HRG 465 C2 / HRG 465C PD / HRG 465C SD	Eng.HONDA	A	0.8	BPR6ES	7822	
HRG 465 PD / HRG 465 SD	Eng.HONDA	A	0.8	BPR5ES	7422	
HRG 466 PKEH / HRG 466 SKEH / HRG 466 SKEP	Eng.HONDA GCV 160, 160ccm, 1-cyl., 2.7kW	A	0.7	BPR5ES	7422	
HRG 536 C / HRG 536 C1 / HRG 536 C2 / HRG 536 C3	Eng.HONDA	A	0.8	BPR5ES	7422	
HRG 536C SD	Eng.HONDA	A	0.8	BPR6ES	7822	
HRG 536 SKEH / HRG 536 VKEH / HRG 536 VLEA / HRG 536 VYEH	Eng.HONDA GCV 160, 160ccm, 1-cyl., 2.7kW	A	0.7	BPR5ES	7422	
HRH 536 HXE	Eng.HONDA GXV 160, 163ccm, 1-cyl., 2.7kW	A	0.7	BPR6ES	7822	
HRH 536 QXE	Eng.HONDA GXV 160, 163ccm, 1-cyl., 2.7kW	A	0.8	BPR5ES	7422	
HRM 195	Eng.HONDA GXV 140, 135ccm, 1-cyl., 5.0hp	A	0.8	BPR5ES	7422	
HRM 195 PA	Eng.HONDA	A	0.8	BPR6ES	7822	
HRM 21	Eng.HONDA	A	0.8	B5HS	4210	
HRM 215	Eng.HONDA GXV 140, 135ccm, 1-cyl., 5.0hp	A	0.8	BPR5ES	7422	
HRM 215 DPA / HRM 215 HXA	Eng.HONDA	A	0.8	BPR6ES	7822	
HRM 215 K1 / HRM 215 K2 / HRM 215 K3 / HRM 215 K4	Eng.HONDA GXV 140, 135ccm, 1-cyl., 5.0hp	A	0.8	BPR5ES	7422	
HRM 215 PXA / HRM 215 SXA	Eng.HONDA	A	0.8	BPR6ES	7822	
HRM 535 SX	Eng.HONDA	A	0.8	BPR5ES	7422	
HRM 536C / HRM 536C SX / HRM 536C TX	Eng.HONDA	A	0.8	BPR6ES	7822	
HRR 216	Eng.HONDA GCV 160, 160ccm, 1-cyl., 5.5hp	A	0.8	BPR5ES	7422	





Tool*



Stock No.

Quick No.

HONDA

HRR 216 K1 / HRR 216 K2	Eng.HONDA GCV 160A, 160ccm, 1-cyl., 5.5hp	A	0.8	BPR5ES	7422	
HRR 216 K2 PDA / HRR 216 K2 SDA	Eng.HONDA	A	0.8	BPR5ES	7422	
HRR 216 K3	Eng.HONDA GCV 160A, 160ccm, 1-cyl., 5.5hp	A	0.8	BPR5ES	7422	
HRR 216 PDA / HRR 216 PKA	Eng.HONDA	A	0.7	BPR5ES	7422	
HRR 216 S3DA / HRR 216 SDA	Eng.HONDA	A	0.8	BPR6ES	7822	
HRR 216 T	Eng.HONDA GCV 160A, 160ccm, 1-cyl., 5.5hp	A	0.8	BPR5ES	7422	
HRR 216 VKA / HRR 216 VXA / HRR 216 VYA	Eng.HONDA	A	0.7	BPR5ES	7422	
HRS 21	Eng.HONDA GXV 110, 110ccm, 1-cyl., 3.5hp, CDI	A	0.6	BR4HS	3322	
HRS 21	Eng.HONDA GXV 110, 110ccm, 1-cyl., 3.5hp, CDI	A	0.8	B6HS	4510	Q203
HRS 21	Eng.HONDA	A	0.8	BR4HS	3322	
HRS 216	Eng.HONDA GCV 160, 160ccm, 1-cyl., 5.5hp	A	0.8	BPR5ES	7422	
HRS 216 K1 / HRS 216 K2	Eng.HONDA GCV 160A, 160ccm, 1-cyl., 5.5hp	A	0.8	BPR5ES	7422	
HRS 216 K2 PDA / HRS 216 K2 SDA	Eng.HONDA	A	0.8	BPR5ES	7422	
HRS 535C SD	Eng.HONDA	A	0.8	BPR6ES	7822	
HRS 536 VKEA	Eng.HONDA GCV 160, 160ccm, 1-cyl., 2.7kW	A	0.7	BPR5ES	7422	
HRT 216 / HRT 216 K1 / HRT 216 K2	Eng.HONDA GCV 160A, 160ccm, 1-cyl., 5.5hp	A	0.8	BPR5ES	7422	
HRT 216 K2 TDA	Eng.HONDA	A	0.8	BPR5ES	7422	
HRT 216 S3DA / HRT 216 SDA	Eng.HONDA	A	0.8	BPR6ES	7822	
HRX 217	Eng.HONDA GCV 190, 187ccm, 1-cyl., 6.5hp	A	0.8	BPR6ES	7822	
HRX 217 HMA	Eng.HONDA	A	0.7	BPR5ES	7422	
HRX 217 HXA	Eng.HONDA	A	0.8	BPR5ES	7422	
HRX 217 HYA / HRX 217 HZA	Eng.HONDA	A	0.7	BPR5ES	7422	
HRX 217 TDA	Eng.HONDA	A	0.8	BPR5ES	7422	
HRX 217 VKA	Eng.HONDA	A	0.7	BPR5ES	7422	
HRX 426	Eng.HONDA GCV 160, 160ccm, 1-cyl., 5.5hp	A	0.8	BPR6ES	7822	
HRX 426C PD / HRX 426C PX / HRX 426C QX / HRX 426C SD / HRX 426C SX	Eng.HONDA	A	0.8	BPR6ES	7822	
HRX 426 PKEH / HRX 426 QXEH / HRX 426 SDEH / HRX 426 SXEH	Eng.HONDA GCV 160, 160ccm, 1-cyl., 2.8kW	A	0.7	BPR5ES	7422	
HRX 476	Eng.HONDA GCV 160, 160ccm, 1-cyl., 5.5hp	A	0.8	BPR6ES	7822	
HRX 476C HX	Eng.HONDA	A	0.8	BPR6ES	7822	
HRX 476 HYEY / HRX 476 QXEH / HRX 476 VKEH / HRX 476 VYEY	Eng.HONDA GCV 160, 160ccm, 1-cyl., 2.8kW	A	0.7	BPR5ES	7422	
HRX 537	Eng.HONDA GCV 190, 187ccm, 1-cyl.	A	0.8	BPR6ES	7822	
HRX 537C HM / HRX 537C HX / HRX 537C TD / HRX 537C VYE	Eng.HONDA	A	0.8	BPR6ES	7822	
HRX 537 HYEY / HRX 537 HZEA / HRX 537 VKEA / HRX 537 VYEY	Eng.HONDA GCV 190, 187ccm, 1-cyl., 3.2kW	A	0.7	BPR5ES	7422	
HRZ 216	Eng.HONDA GCV 160A, 160ccm, 1-cyl., 5.5hp	A	0.8	BPR5ES	7422	
HRZ 216 TDA	Eng.HONDA	A	0.8	BPR5ES	7422	
HRZ 536C TD	Eng.HONDA	A	0.8	BPR6ES	7822	
HS 1132 TA / HS 1132 TAS	Eng.HONDA	A	0.8	BPR5ES	7422	
HS 1136	Eng.HONDA GX 340, 337ccm, 1-cyl., CDI	E	1.1	BPR5ES-11	4424	
HS 522	Eng.HONDA	E	0.7	BPR5ES	7422	
HS 622 TA	Eng.HONDA	A	0.8	BPR5ES	7422	



      						
HONDA						
HSM 1180 i / HSM 1390 i	Eng.HONDA	E	0.7	BPR6ES	7822	
HSM 1590 i	Eng.HONDA	E	0.7	BKR6E	6962	
HSS 1380 i	Eng.HONDA	E	0.6	BPR5ES	7422	
HT 3810	Eng.HONDA G 400, 406ccm, 1-cyl., 10.0hp	A	0.7	BR4HS	3322	
HT 3810	Eng.HONDA G 400K1, 406ccm, 1-cyl., 10.0hp	A	0.7	BR4HS	3322	
HT 3810 K1	Eng.HONDA	E	0.6	BR4HS	3322	
HT 3813	Eng.HONDA	A	0.7	BPR4HS	7823	
HT 4518H	Eng.HONDA	A	1.1	BPR5ES-11	4424	
HTR 3009	Eng.HONDA GXV 270, 270ccm, 1-cyl., 8.6hp, 3811	A	0.7	BPR5ES	7422	
HTR 3009	Eng.HONDA	E	0.8	BPR5ES	7422	
HTT 31 S	Eng.HONDA GX 31, 31ccm, 1-cyl., 1.5hp	B	0.6	CR5HSB	6535	
IZY	Eng.HONDA GCV 135, 135ccm, 1-cyl., 4.5hp	A	0.8	BPR6ES	7822	
IZY	Eng.HONDA GCV 160, 160ccm, 1-cyl., 5.5hp	A	0.8	BPR6ES	7822	
NBK 20 / NBK 30	Eng.HONDA	E	0.6	B-4H	4110	
PH 1800 / PH 2600 / PH 3800	Eng.HONDA, 1997→	D	0.7	BPR6ES	7822	
PH 5000 / PH 6500 / PH 6500S	Eng.HONDA, 1997→	D	0.7	BPR5ES	7422	
RT 500	Eng.HONDA	E	1.1	BPR6ES-11	4824	
RT5000 / RT5000 A	Eng.HONDA GX 340, 337ccm, 1-cyl., 11.0hp	A	1.1	BPR6ES-11	4824	
TH 40	Eng.HONDA	E	0.7	BP6ES	7811	
TH 45	Eng.HONDA	E	0.7	BP5ES	6511	
UM 17	Eng.HONDA	B	0.6	BMR4A	5728	
UM 21 / UM 2160 / UM 2160 B	Eng.HONDA GXV 160, 163ccm, 1-cyl., 5.5hp	B	0.8	BPR5ES	7422	
UM 24	Eng.HONDA	B	0.8	BPR5ES	7422	
UM 2460 / UM 2460 B	Eng.HONDA GXV 160, 163ccm, 1-cyl., 5.5hp	B	0.8	BPR5ES	7422	
UM 28	Eng.HONDA	B	0.8	BPR5ES	7422	
UM 515	Eng.HONDA GXV 140, 135ccm, 1-cyl., 5.0hp	B	0.8	BPR5ES	7422	
UM 516C	Eng.HONDA GCV 160, 160ccm, 1-cyl., 5.5hp	B	0.8	BPR6ES	7822	
UM 536 / UM 536 B	Eng.HONDA GXV 160 H2, 163ccm, 1-cyl., 4.4hp, 2007→	B	0.6	BPR4ES	7222	
UM 536 EBE / UM 536 EE	Eng.HONDA GXV 160 H2, 163ccm, 1-cyl., 4.4hp, 2007→	B	0.8	BPR5ES	7422	
UM 616 / UM 616 B	Eng.HONDA GXV 160 H2, 163ccm, 1-cyl., 4.4hp, 2007→	B	0.6	BPR4ES	7222	
UM 616 EBE / UM 616 EE	Eng.HONDA GXV 160 H2, 163ccm, 1-cyl., 4.4hp, 2007→	B	0.8	BPR5ES	7422	
UMC 425 E	Eng.HONDA GX 25 T, 25ccm, 1-cyl., 0.7kW	B	0.6	CMR5H	7599	
UMC 435 E	Eng.HONDA GX 35 T, 36ccm, 1-cyl., 1.0kW	B	0.6	CMR5H	7599	
UMK 25	Eng.HONDA	B	0.8	C7HSA	4629	
UMK 422	Eng.HONDA GX 22, 22ccm, 1-cyl., 1.0hp	B	0.8	CR5HSB	6535	
UMK 422 D / UMK 422 J	Eng.HONDA GX 31, 31ccm, 1-cyl.	B	0.8	CR5HSB	6535	
UMK 422 K1	Eng.HONDA GX 22, 22ccm, 1-cyl., 1.0hp	B	0.8	CR5HSB	6535	
UMK 422 LNA	Eng.HONDA GX 31, 31ccm, 1-cyl.	B	0.8	C7HSA	4629	
UMK 422 LNC / UMK 422 LNU / UMK 422 LT4	Eng.HONDA GX 31, 31ccm, 1-cyl.	B	0.8	CR5HSB	6535	



Tool*










Stock No.

Quick No.

HONDA

UMK 422 LTA	Eng.HONDA GX 31, 31ccm, 1-cyl.	B	0.8	C7HSA	4629	
UMK 422 LTE	Eng.HONDA GX 31, 31ccm, 1-cyl., 1.1hp	B	0.8	CR5HSB	6535	
UMK 422 S	Eng.HONDA GX 31, 31ccm, 1-cyl.	B	0.8	CR5HSB	6535	
UMK 422 UE / UMK 422 UN4C / UMK 422 UNU / UMK 422 UT4E	Eng.HONDA GX 31, 31ccm, 1-cyl., 1.1hp	B	0.8	CR5HSB	6535	
UMK 425 L3E / UMK 425 LE / UMK 425 U3E / UMK 425 UE	Eng.HONDA GX 25 T, 25ccm, 1-cyl., 1.0hp	B	0.8	CMR5H	7599	
UMK 431	Eng.HONDA GX 31, 31ccm, 1-cyl., 1.5hp	B	0.8	CR5HSB	6535	
UMK 431 D / UMK 431 J	Eng.HONDA GX 31, 31ccm, 1-cyl.	B	0.8	CR5HSB	6535	
UMK 431 K1 / UMK 431 L3E / UMK 431 LE	Eng.HONDA GX 31, 31ccm, 1-cyl., 1.5hp	B	0.8	CR5HSB	6535	
UMK 431 LEB	Eng.HONDA GX 31, 31ccm, 1-cyl., 1.1hp	B	0.8	CR5HSB	6535	
UMK 431 LNA / UMK 431 LTA	Eng.HONDA GX 31, 31ccm, 1-cyl.	B	0.8	C7HSA	4629	
UMK 431 U3E / UMK 431 UE	Eng.HONDA GX 31, 31ccm, 1-cyl., 1.5hp	B	0.8	CR5HSB	6535	
UMK 431 UNA / UMK 431 UNBA	Eng.HONDA GX 31, 31ccm, 1-cyl.	B	0.8	C7HSA	4629	
UMK 435 L3E	Eng.HONDA GX 35 T, 36ccm, 1-cyl., 1.4hp	B	0.8	CR5HSB	6535	
UMK 435 LE	Eng.HONDA GX 35 T, 36ccm, 1-cyl., 1.4hp	B	0.6	CMR5H	7599	
UMK 435 LT4E / UMK 435 LTE	Eng.HONDA GX 35 T, 36ccm, 1-cyl., 1.4hp	B	0.8	CMR5H	7599	
UMK 435 U3E / UMK 435 UE	Eng.HONDA GX 35 T, 36ccm, 1-cyl., 1.4hp	B	0.8	CR5HSB	6535	
UMK 435 UT4E	Eng.HONDA GX 35 T, 36ccm, 1-cyl., 1.4hp	B	0.8	CMR5H	7599	
UMR 425 / UMR 425 LE	Eng.HONDA GX 25 T, 25ccm, 1-cyl., 1.1hp	B	0.8	CMR5H	7599	
UMR 431 LTA	Eng.HONDA GX 31, 31ccm, 1-cyl., 1.5hp	B	0.8	CR5HSB	6535	
UMR 435 T	Eng.HONDA GX 35 T, 36ccm, 1-cyl., 1.4hp	B	0.6	CMR5H	7599	
UMS 425 LE	Eng.HONDA GX 25 T, 25ccm, 1-cyl., 1.1hp	B	0.7	CMR5H	7599	
UMT 20 S	Eng.HONDA, 20ccm, 1-cyl., 0.8hp	B	0.7	BPMR6A	6726	
UMT 24 D	Eng.HONDA, 24ccm, 1-cyl., 0.9hp	B	0.7	BPMR6A	6726	
UMT 24 S	Eng.HONDA	B	0.8	CR5HSB	6535	
UMT 28 D	Eng.HONDA, 28ccm, 1-cyl., 1.2hp	B	0.7	BPMR6A	6726	
UMT 32 D / UMT 32 FX	Eng.HONDA, 32ccm, 1-cyl., 1.5hp	B	0.7	BPMR6A	6726	
UMT 40 DP	Eng.HONDA, 41ccm, 1-cyl.	B	0.7	BPMR7A	4626	
UMT 41 DF	Eng.HONDA, 41ccm, 1-cyl., 2.1hp	B	0.7	BPMR6A	6726	
UMT 45 DP	Eng.HONDA, 45ccm, 1-cyl.	B	0.7	BPMR7A	4626	
UMT 51 DF / UMT 51 FX	Eng.HONDA, 51ccm, 1-cyl., 2.6hp	B	0.7	BPMR6A	6726	
W 10 / W 15	Eng.HONDA	D	0.6	C6HSA	3228	
W 20 / W 30	Eng.HONDA	D	0.6	BR6HS	4200	Q209
W 40	Eng.HONDA	D	0.7	BPR6ES	7822	
WA 10 / WA 15 / WA 15 C	Eng.HONDA	D	0.6	BMR4A	5728	
WA 20	Eng.HONDA G 150, 144ccm, 1-cyl., 3.5hp, CDI,CDN	D	1.0	BPR4HS-10	5024	



      						
HONDA						
WA 20 K1	Eng.HONDA	D	0.6	BR4HS	3322	
WA 20 X	Eng.HONDA	D	0.8	BPR6ES	7822	
WA 20 XK1	Eng.HONDA	D	0.7	BR6ES	4922	
WA 30	Eng.HONDA G 200, 197ccm, 1-cyl., 5.0hp, CDI,CDN	D	1.0	BPR4HS-10	5024	
WA 30 X	Eng.HONDA	D	0.8	BPR6ES	7822	
WAK 20 / WAK 30	Eng.HONDA	D	0.6	BR4HS	3322	
WB 10 / WB 15	Eng.HONDA	D	0.8	BMR4A	5728	
WB 20 / WB 20 X / WB 20 XT / WB 30 XK1 / WB 30 XT	Eng.HONDA	D	0.8	BPR6ES	7822	
WD 20 X / WD 30 X	Eng.HONDA	D	0.7	BPR6ES	7822	
WDP 30 X	Eng.HONDA	E	0.7	BPR6ES	7822	
WH 15 X / WH 15 XK1 / WH 20 X	Eng.HONDA	D	0.7	BPR6ES	7822	
WJR 2210 / WJR 2215 / WJR 2225	Eng.HONDA	D	0.7	C5HSB	6452	
WL 20	Eng.HONDA	D	0.6	C6HSA	3228	
WMP 20X	Eng.HONDA	D	0.8	BPR6ES	7822	
WN 30 / WP 20 / WP 20 X / WP 30 / WP 30 X	Eng.HONDA	D	0.7	BPR6ES	7822	
WT 20	Eng.HONDA, →1988	D	0.6	BR4HS	3322	
WT 20	Eng.HONDA, 1989→	D	1.1	BPR4HS-10	5024	
WT 20 XK1 / WT 20 XK2 / WT 20 XK3	Eng.HONDA	D	0.7	BPR6ES	7822	
WT 30	Eng.HONDA, →1988	D	0.6	BR4HS	3322	
WT 30	Eng.HONDA, 1989→	D	1.1	BPR4HS-10	5024	
WT 30 X / WT 30 XK2 / WT 30 XK3 / WT 40 X	Eng.HONDA	D	0.7	BPR6ES	7822	
WX 10 / WX 15	Eng.HONDA	D	0.7	CR5HSB	6535	
HOUGH						
P40		E	0.6	AB-6	2910	
T120F / T150		E	0.6	B6S	3510	Q302
T180 / T225		E	0.6	BR6S	3522	
T30A / T50A		E	0.6	AB-6	2910	
HUDSON						
Oscar 18 / Oscar 28		C	0.8	BR2-LM	5798	Q310
HUSQVARNA						
1200-14		A	0.7	BM6A	5921	
16 H		B	0.5	BMR7A	4226	
16		C	0.5	BPM6A	7021	
16 R		B	0.6	BM6A	5921	
18 R / 18 RL		B	0.6	BMR6A	7421	
18 H	18ccm	B	0.8	BPM6A	7021	
21 LCN	21ccm, 6.0hp	B	0.8	BPM6A	7021	
22 R / 22 RL		B	0.6	BMR6A	7421	
23 Compact	38ccm, 2.2hp	C	0.5	BPMR7A	4626	
24 H		B	0.5	BMR7A	4226	
24		C	0.5	BPM6A	7021	
24 R		B	0.6	BMR6A	7421	
25 GT		B	0.5	BM4A	5628	
25 H	26ccm	B	0.6	BM6A	5921	
25 RL		B	0.6	BMR6A	7421	
26 L / 26 LC		B	0.5	BPMR6A	6726	
26 RCL		C	0.5	BPMR7A	4626	
26 R		B	0.7	BPMR7A	4626	
26 RJ		B	0.7	BPMR7A	4626	
27 GTS		B	0.5	BM4A	5628	



Tool*



Stock No.

Quick No.

HUSQVARNA

32 L / 32 LC	32ccm, 9.0hp	B	0.5	BPMR6A	6726	
32 R		B	0.5	BPMR6A	6726	
32		C	0.5	BPMR7A	4626	
32 RCL / 34		C	0.5	BPMR7A	4626	
35		C	0.5	BM7A	6521	
36 RG		B	0.5	BPMR6A	6726	
36	36ccm, 2.2hp	C	0.5	BPMR7A	4626	
36 R		C	0.6	BPMR7A	4626	
37		C	0.5	BM7A	6521	
39 R		B	0.5	BPMR6A	6726	
40 P		C	0.5	BPM6A	7021	
40	40ccm, 2.4hp	C	0.5	BPMR7A	4626	
41	40ccm, 2.5hp	C	0.5	BPMR7A	4626	
42 D / 42 Spezial		C	0.5	BPMR6A	6726	
42	42ccm, 2.9hp	C	0.5	BPMR7A	4626	
44 P		C	0.5	BPM6A	7021	
45	45ccm, 2.7hp	C	0.5	BPMR7A	4626	
46 MR		B	0.5	BR2-LM	5798	Q310
46 SR / 46 ST	Eng.B&S, 3.5hp	A	0.5	BR4-LM	4133	
48 SEK		A	0.7	BPR6ES	7822	
49	49ccm, 3.0hp	C	0.5	BPMR7A	4626	
50		C	0.5	BPMR7A	4626	
50 DK	Eng.B&S, 3.8hp	A	0.7	BR2-LM	5798	Q310
51	51ccm, 3.1hp	C	0.5	BPMR7A	4626	
51 / 51 D	Eng.B&S, 4.5hp	A	0.7	BR2-LM	5798	Q310
51 MD	Eng.B&S, 5.5hp	A	0.7	BR2-LM	5798	Q310
51 MDT		A	0.7	BR6S	3522	
53 SEK		A	0.7	BPR6ES	7822	
55 D		C	0.5	BPMR6A	6726	
55	53ccm, 3.3hp	C	0.5	BPMR7A	4626	
55 Rancher	53ccm, 3.3hp	C	0.5	BPMR7A	4626	
55B21HV / 55C21HV	Eng.HONDA, 5.5hp	A	0.7	BPR6ES	7822	
55R21HV	Eng.HONDA, 5.5hp	A	0.7	BPR6ES	7822	
56 DH / 56 DHS / 56 H / 56 HS	Eng.B&S, 5.5hp	A	0.7	BR2-LM	5798	Q310
56 SF / 56 SFE	Eng.B&S, 5.5hp	A	0.7	BR2-LM	5798	Q310
56 HST / 56 HT		A	0.7	BR6S	3522	
61	62ccm, 4.1hp	C	0.5	BPMR7A	4626	
61 D / 61 P		C	0.6	BPMR7A	4626	
65 R		B	0.7	BPMR7A	4626	
77 SS / 85 CD		C	0.5	BM7A	6521	
77		C	0.5	BPMR7A	4626	
122C / 122LD / 122LK		B	0.5	CMR6A	1223	
123 C		B	0.7	BPMR7A	4626	
125 RJ		B	0.6	BPMR6Y	5256	
125 L / 125 LD / 125 R / 125 RB / 125 RD		B	0.7	BPM6Y	4562	
125 RL		B	0.7	BPM6Y	4562	
129C / 129L / 129LK		B	0.5	CMR6A	1223	
129R		B	0.6	BPMR6A	6726	
130BT		E	0.6	CMR7H	3066	
132 HBV		B	0.5	BMR7A	4226	
132 L / 132 LD / 132 R / 132 RB / 132 RD		B	0.7	BPM6Y	4562	
135 / 135e / 135e TrioBrake		C	0.5	BPMR7A	4626	





Tool*



Stock No.

Quick No.

HUSQVARNA

136	36ccm, 2.2hp	C	0.5	BPMR7A	4626	
137 / 140 / 140e / 140e TrioBrake		C	0.5	BPMR7A	4626	
140 R		B	0.7	BPMR7A	4626	
141	40ccm, 2.5hp	C	0.5	BPMR7A	4626	
142		C	0.5	BPMR7A	4626	
154 / 160 CD		C	0.5	BPM6A	7021	
160 SD / 160 SG / 162 S		C	0.5	BPM6A	7021	
160 S		C	0.6	BPMR7A	4626	
163 CD / 163 CS		C	0.5	BM7A	6521	
163 S / 163 SE / 165		C	0.5	BPM6A	7021	
165 RX		B	0.5	BPMR6A	6726	
165 R		B	0.7	BPMR7A	4626	
181 / 181 CD / 181 SE / 181 SG		C	0.5	BM6F	6221	
223 L		B	0.7	BPMR7A	4626	
225 DR		B	0.5	BMR7A	4226	
225 RT		B	0.5	BMR7A	4226	
225 B	25ccm, 1.2hp	B	0.7	BPMR7A	4626	
225 E / 225 H	25ccm, 1.2hp	B	0.7	BPMR7A	4626	
225 H60 / 225 H75 / 225 HP		B	0.7	BPMR7A	4626	
225 L / 225 LD	25ccm, 1.2hp	B	0.7	BPMR7A	4626	
225 Lite		B	0.7	BPMR7A	4626	
225 R / 225 RD / 225 RJ	25ccm, 1.2hp	B	0.7	BPMR7A	4626	
226HD60S		B	0.6	CMR7H	3066	
226HD75S		B	0.6	CMR7H	3066	
226 HD60S	1.2hp	B	0.7	CMR7H	3066	
226 HD75S / 226 HS75S / 226 HS99S	1.2hp	B	0.7	CMR7H	3066	
232 LR		B	0.5	BMR7A	4226	
232 R CAT		B	0.5	BPMR7A	4626	
232 CAT		B	0.7	BPMR7A	4626	
232 L	31ccm, 1.5hp	B	0.7	BPMR7A	4626	
232 L CAT		B	0.7	BPMR7A	4626	
232 R	31ccm, 1.5hp	B	0.7	BPMR7A	4626	
234 SE / 234 SG		C	0.5	BM7A	6521	
235		C	0.5	BPMR7A	4626	
235 P		C	0.5	BPMR7A	4626	
235 R CAT		B	0.5	BPMR7A	4626	
235 CAT		B	0.7	BPMR7A	4626	
235 R	36ccm, 1.8hp	B	0.7	BPMR7A	4626	
238 / 238 SE / 238 SG		C	0.5	BPMR6A	6726	
240 R	40ccm, 2.4hp	B	0.5	BPMR7A	4626	
240 RBD	36ccm, 1.8hp	B	0.5	BPMR7A	4626	
240 / 240 E	28ccm, 2.0hp	C	0.7	BPMR7A	4626	
242 XP / 242 XPG	42ccm, 3.1hp	C	0.5	BPMR7A	4626	
244 GX		B	0.5	BPMR6A	6726	
244		C	0.5	BPMR7A	4626	
244 R / 244 RX / 244 RXG		B	0.7	BPMR7A	4626	
245 R / 245 RX	44ccm, 2.7hp	B	0.5	BPMR7A	4626	
250 PS		B	0.7	BPMR7A	4626	
250 R	49ccm	B	0.7	BPMR7A	4626	
250 RX		B	0.7	BPMR7A	4626	
254 FC / 254 G		C	0.5	BPMR7A	4626	
254 XP	54ccm, 3.9hp	C	0.5	BPMR7A	4626	





Tool*



Stock No.

Quick No.

HUSQVARNA

254 XP / 254 XPG		C	0.5	BPMR7A	4626	
257	57ccm, 3.8hp	C	0.5	BPMR7A	4626	
257 D / 260 / 261		C	0.5	BPMR7A	4626	
262 XP / 262 XPG	62ccm, 4.8hp	C	0.5	BPMR7A	4626	
265 RX	65ccm, 4.0hp	B	0.7	BPMR7A	4626	
266 SE / 266 SG / 266 XP		C	0.5	BPMR7A	4626	
268	67ccm, 4.6hp	C	0.5	BPMR7A	4626	
268 K / 272 K		C	0.5	BPMR7A	4626	
272 XP	72ccm, 5.2hp	C	0.5	BPMR7A	4626	
272 XPG / 281		C	0.5	BPMR7A	4626	
281 XP	81ccm, 5.7hp	C	0.5	BPMR7A	4626	
288 XP / 288 XPG	88ccm, 6.0hp	C	0.5	BPMR7A	4626	
323		C	0.5	BPMR7A	4626	
323 C / 323 E / 323 L / 323 R	25ccm, 1.5hp	B	0.7	BPMR7A	4626	
324		C	0.5	BPMR7A	4626	
324LDX / 324LX / 324RX		B	0.6	CMR5H	7599	
324 L	25ccm, 1.5hp	B	0.7	BPMR7A	4626	
325 HDA55X	1.2hp	B	0.5	BPMR7A	4626	
325HE3 / 325HE4		B	0.5	BPMR7A	4626	
325 C		B	0.7	BPMR7A	4626	
325 CX	25ccm, 1.5hp	B	0.7	BPMR7A	4626	
325 EX		B	0.7	BPMR7A	4626	
325 HS75x / 325 L / 325 LX / 325 RJX / 325 RX / 326 75x / 326 A55X / 326 E-Tech II		B	0.7	BPMR7A	4626	
326 HD75X	1.2hp	B	0.5	BPMR7A	4626	
326 HS75X / 326 HS99X	1.2hp	B	0.5	BPMR7A	4626	
326 LX	25ccm, 1.5hp	B	0.5	BPMR7A	4626	
326 EX	25ccm, 1.5hp	B	0.7	BPMR7A	4626	
326 HD60X	1.2hp	B	0.7	BPMR7A	4626	
326 HDA		B	0.7	BPMR7A	4626	
326 HE3X / 326 HE4X	1.2hp	B	0.7	BPMR7A	4626	
326 L / 326 LD	25ccm, 1.5hp	B	0.7	BPMR7A	4626	
326 LDX		B	0.7	BPMR7A	4626	
326 RJX		B	0.7	BPMR7A	4626	
326 RX	25ccm, 1.5hp	B	0.7	BPMR7A	4626	
326 SX		B	0.7	BPMR7A	4626	
327		C	0.5	BPMR7A	4626	
327HDA65X / 327HE3X / 327HE4X		B	0.5	BPMR7A	4626	
327 P4 / 327 P5X	25ccm, 1.2hp	C	0.5	BPMR7A	4626	
327PT5S / 334 / 334 T		C	0.5	BPMR7A	4626	
335	35ccm, 2.2hp	C	0.5	BPMR7A	4626	
335 R		B	0.6	CMR6A	1223	
335 XP	35ccm, 2.2hp	C	0.7	BPMR7A	4626	
336 / 338		C	0.5	BPMR7A	4626	
338 XPT	39ccm, 2.8hp	C	0.5	BPMR7A	4626	
339		C	0.5	BPMR7A	4626	
339 XP	39ccm, 2.4hp	C	0.5	BPMR7A	4626	
340	41ccm, 2.5hp	C	0.5	BPMR7A	4626	
344 FE / 344 FG		C	0.5	BM7A	6521	
345	45ccm, 2.7hp	C	0.5	BPMR7A	4626	
345FR		B	0.5	CMR6H	3365	
346		C	0.5	BPMR7A	4626	
346 XP	45ccm, 2.7hp	C	0.5	BPMR7A	4626	





Stock No.

Quick No.

HUSQVARNA

346 XP E-Tech	50ccm, 3.6hp	C	0.5	BPMR7A	4626	
346 XPG	50ccm, 3.7hp	C	0.5	BPMR7A	4626	
350BT		E	0.6	CMR7H	3066	
350	50ccm, 3.0hp	C	0.7	BPMR7A	4626	
353	52ccm, 3.2hp	C	0.5	BPMR7A	4626	
353 E-Tech	52ccm, 3.3hp	C	0.5	BPMR7A	4626	
353G / E-tech		C	0.5	BPMR7A	4626	
356BFX / 356BTX		E	0.5	BPMR7A	4626	
357	57ccm, 3.5hp	C	0.5	BPMR7A	4626	
357XPG / E-tech		C	0.5	BPMR7A	4626	
357 XP	57ccm, 3.5hp	C	0.7	BPMR7A	4626	
359	59ccm, 3.6hp	C	0.5	BPMR7A	4626	
359G / E-tech / 362XP		C	0.5	BPMR7A	4626	
365	65ccm, 4.2hp	C	0.5	BPMR7A	4626	
365 X-Torq		C	0.5	BPMR7A	4626	
370BTS		E	0.6	CMR7H	3066	
371 XP	71ccm, 4.3hp	C	0.5	BPMR7A	4626	
371 XPG		C	0.5	BPMR7A	4626	
372 XP	71ccm, 4.3hp	C	0.5	BPMR7A	4626	
372 XPG	71ccm, 5.3hp	C	0.5	BPMR7A	4626	
372XPG X-Torq / 372XP X-Torq		C	0.5	BPMR7A	4626	
380BTS		E	0.6	CMR7H	3066	
380 BT		C	0.7	CMR7H	3066	
385	85ccm, 5.2hp	C	0.5	BPMR7A	4626	
385 XP	85ccm, 5.2hp	C	0.7	BPMR7A	4626	
390		C	0.5	BPMR7A	4626	
390 XP / 390 XPG / 390 XPW	88ccm, 6.5hp	C	0.5	BPMR7A	4626	
394 XP	94ccm, 5.7hp	C	0.5	BPMR7A	4626	
394 XPG / 395		C	0.5	BPMR7A	4626	
395 XP / 395 XPG / 395 XPW	94ccm, 7.1hp	C	0.5	BPMR7A	4626	
400 B	Eng.B&S, 3.5hp	A	0.5	BR4-LM	4133	
425 S		A	0.6	BPMR6A	6726	
435 e-series		C	0.5	BPMR7A	4626	
435	41ccm, 2.2hp	C	0.7	BPMR7A	4626	
439		C	0.6	CMR6H	3365	
440 e-series / 444		C	0.5	BPMR7A	4626	
440	41ccm, 2.2hp	C	0.7	BPMR7A	4626	
440E	41ccm, 2.4hp	C	0.7	BPMR7A	4626	
445 e-series / TrioBrake / 445e TrioBrake / 450		C	0.5	BPMR7A	4626	
445	46ccm, 2.8hp	C	0.7	BPMR7A	4626	
450 e-series		C	0.5	BPMR7A	4626	
450 P	Eng.B&S, 3.5hp	A	0.5	BR4-LM	4133	
450 E Rancher	50ccm, 3.2hp	C	0.7	BPMR7A	4626	
450 Rancher	50ccm, 3.2hp	C	0.7	BPMR7A	4626	
453 D	Eng.B&S, 3.5hp	A	0.5	BR4-LM	4133	
455		C	0.5	BPMR7A	4626	
455 Rancher	50ccm, 3.2hp	C	0.7	BPMR7A	4626	
455 Rancher	56ccm, 3.5hp	C	0.7	BPMR7A	4626	
460 Rancher	60ccm, 3.6hp	C	0.7	BPMR7A	4626	
485 EK / 485 K / 485 SK		A	0.6	BPR6ES	7822	
524LK / 524R		B	0.6	CMR5H	7599	
525BX		E	0.6	BPMR8Y	2218	





Tool*



Stock No.

Quick No.

HUSQVARNA

525LK		B	0.6	BPMR8Y	2218	
525P4S / 525P5S / 525PT5S		C	0.6	BPMR8Y	2218	
525RK / 525RX / 525RXT		B	0.6	BPMR8Y	2218	
526 XP	60ccm, 4.7hp	C	0.6	CMR6H	3365	
530BT		E	0.6	CMR7H	3066	
533RS		B	1.0	CMR7H-10	1656	
535RJ		B	0.5	CMR6A	1223	
535 EK		A	0.6	BPR6ES	7822	
535	Eng.B&S Master Garden	A	0.6	BR2-LM	5798	Q310
543S	Eng.B&S, 4.0hp	A	0.5	BR4-LM	4133	
543XP / 543XPG		C	0.6	CMR7H	3066	
543RS		B	1.0	CMR7H-10	1656	
545FX / 545FXT / 545RX / 545RXT		B	0.5	CMR6H	3365	
545	501ccm, 3.4hp	C	0.6	CMR6H	3365	
550 XP / 550 XPG / 550 XP Triobrake	50ccm, 3.8hp	C	0.6	CMR6H	3365	
553RBX		B	0.6	CMR7H	3066	
555FRM / 555FX / 555FXT / 555RXT		B	0.5	BPMR7A	4626	
555	60ccm, 4.3hp	C	0.6	CMR6H	3365	
556		C	0.5	CMR6H	3365	
560 XP / 560XPG / 562XP / 562XPG		C	0.5	CMR6H	3365	
560 HST / 560 HT	Eng.TECUMSEH, 6.0hp	A	0.7	B6ES	7310	
560 H / 560 HS	Eng.B&S Intek, 6.0hp	A	0.7	BKR5ES	2460	
560 SR	Eng.B&S Intek, 6.0hp	A	0.7	BKR5ES	2460	
570 / 570 AutoTune		C	0.5	BPMR7A	4626	
570BTS		E	0.6	CMR7H	3066	
575		C	0.5	BPMR7A	4626	
576XPG Auto Tune		C	0.5	BPMR7A	4626	
576 XP / 576 XP Autotune / 576 XPG	74ccm, 5.7hp	C	0.7	BPMR7A	4626	
576 XPW / 576 XPW Autotune	74ccm, 5.7hp	C	0.7	BPMR7A	4626	
580BTS		E	0.6	CMR7H	3066	
580 BBC		A	0.8	BKR5E	7938	
580 R / 580 RS / 580 RSE / 580 RSW / 600 C		A	0.8	BKR5E	7938	
927 PT5X	25ccm, 1.2hp	C	0.5	BPMR7A	4626	
980H15-B		A	0.8	B2-LM	1147	
2100 W		C	0.5	BM6F	6221	
2100 CDW		C	0.5	BM7A	6521	
2101 CD / 2101 XP		C	0.5	BPMR7A	4626	
3120 K		C	0.5	BPMR6A	6726	
3120 XP	119ccm, 7.3hp	C	0.5	BPMR7A	4626	
3130		C	0.5	BPMR7A	4626	
4140 G-H		A	0.7	BM6A	5921	
5521 Series	Eng.HONDA GXV 140, 135ccm, 1-cyl., 5.0hp	A	0.7	BPR5ES	7422	
5521 CHV / 5521 CM / 5521 RS	Eng.HONDA, 5.5hp	A	0.7	BPR6ES	7822	
6020 CH		C	0.6	B2-LM	1147	
6020 SH		C	0.6	B2-LM	1147	
6020 MD		A	0.7	BR2-LM	5798	Q310
6022 CH / 6022 SH		A	0.7	BR2-LM	5798	Q310
6521RS / 6522 CH		A	0.8	BKR5E	7938	
6522 H		C	0.7	BCPR5ES	6130	
6522 SH		A	0.8	BKR5E	7938	
7021 CH1 / 7021 CM	Eng.B&S, 7.0hp	A	0.7	BR2-LM	5798	Q310
820-8 / 960-12 / 970-12 R		A	0.7	BM6A	5921	



			 Tool*			Stock No.	Quick No.
HUSQVARNA							
970-12S	Eng.B&S, 12.5hp	A	0.8	B2-LM	1147		
970-12 S		A	0.7	BM6A	5921		
Compact 35 / Compact 37		C	0.5	BM7A	6521		
CZ3815	Eng.B&S, 15.0hp	A	0.7	BKR5ES	2460		
CZ 4217	Eng.KOHLER, 17.0hp	A	0.7	BKR5ES	2460		
CZ4815	Eng.KAWASAKI FH 430V, 431ccm, 2-cyl., 15.0hp, V-Twin	A	0.9	BCPR6ES	2330		
CZ 4817	Eng.KOHLER, 17.0hp	A	0.7	BKR5ES	2460		
EZ4216	Eng.HONDA, 16.0hp, Twin	A	0.8	BPR5ES	7422		
EZ4217	Eng.KAWASAKI, 17.0hp, V-Twin	A	0.7	BPMR6A	6726		
EZ5221	Eng.KAWASAKI, 21.0hp, V-Twin	A	0.6	BPR4ES	7222		
F 65		C	0.5	BPM6A	7021		
F 70		C	0.6	BM6A	5921		
G 65		C	0.5	BPM6A	7021		
GT200		A	0.8	BCPR5ES	6130		
GTH2248XP	Eng.KAWASAKI, 22.0hp, V-Twin	A	0.6	BMR6A	7421		
GTH 2250		A	0.8	BCPR5ES	6130		
GTH2254XP	Eng.KAWASAKI, 22.0hp, V-Twin	A	0.6	BMR6A	7421		
GTH2548 / GTH2548XP	Eng.KAWASAKI, 25.0hp, V-Twin	A	0.7	BCPR6ES	2330		
GTH 2550		A	0.8	BCPR5ES	6130		
GTH2554	Eng.KAWASAKI, 25.0hp, V-Twin	A	0.9	BCPR6ES	2330		
GTH2554XP	Eng.KAWASAKI, 25.0hp, V-Twin	A	0.7	BCPR6ES	2330		
GTH26K54T	Eng.KOHLER, 26.0hp, EFI	A	0.7	BKR5ES	2460		
HTV1200 / HTV1500 / HTV2000		B	0.8	BR4-LM	4133		
Husky 22 / Husky 23		C	0.5	BM7A	6521		
Husky 246	49ccm, 3.3hp	C	0.5	BPMR7A	4626		
Husky 32		C	0.8	BPMR7A	4626		
Husky 33		C	0.5	BPMR7A	4626		
Husky 35 / Husky 35 VR		C	0.8	BPMR7A	4626		
Husky 36 / Husky 36 R		C	0.5	BPMR7A	4626		
Husky 38 / Husky 38 VR		C	0.8	BPMR7A	4626		
Husky 39 R / Husky 40 / Husky 41 / Husky 42 / Husky 44 / Husky 45 / Husky 49		C	0.5	BPMR7A	4626		
Husky 50 / Husky 51 / Husky 55		C	0.8	BPMR7A	4626		
Husky 61 / Husky 65 / Husky 66 / Husky 77 / Husky A 65 / Husky A 77 / Husky B 65		C	0.5	BPMR7A	4626		
HVT1200	50ccm, 2.0hp	B	0.7	BPMR7A	4626		
HVT 1500		B	0.7	BPMR7A	4626		
HVT40	Eng.TECUMSEH TC 300, 50ccm, 2.0hp	B	0.7	BPMR7A	4626		
HVT52		B	0.8	BR4-LM	4133		
iZ4217	Eng.KAWASAKI, 17.0hp	A	0.7	BPMR6A	6726		
iZ4218	Eng.KAWASAKI, 18.0hp, V-Twin	A	0.9	BCPR6ES	2330		
iZ4817	Eng.KAWASAKI, 17.0hp	A	0.7	BPMR6A	6726		
iZ4818	Eng.KAWASAKI, 18.0hp, V-Twin	A	0.9	BCPR6ES	2330		
iZ4821	Eng.KAWASAKI, 21.0hp, V-Twin	A	0.6	BPR4ES	7222		
iZ4919	Eng.KAWASAKI FH 601V, 675ccm, 2-cyl., 19.0hp, V-Twin	A	0.6	BPR4ES	7222		



Tool*



Stock No.

Quick No.

HUSQVARNA

iZ5221	Eng.KAWASAKI, 21.0hp, V-Twin	A	0.6	BPR4ES	7222	
iZ5223	Eng.KAWASAKI, 23.0hp, V-Twin	A	0.6	BPR4ES	7222	
iZ5223	Eng.KOHLER, 23.0hp, V-Twin	A	0.7	BKR5ES	2460	
iZ5225TXP	Eng.KOHLER, 25.0hp, V-Twin	A	0.7	BKR5ES	2460	
iZ6123	Eng.KAWASAKI, 23.0hp, V-Twin	A	0.6	BPR4ES	7222	
iZ6125	Eng.KOHLER, 25.0hp, V-Twin	A	0.7	BKR5ES	2460	
K 65		C	0.5	BPM6A	7021	
K970 / K970 Rescue		E	0.5	BPMR7A	4626	
LR110	Eng.B&S, 11.0hp	A	0.8	B2-LM	1147	
LR120 / LR121 / LR122	Eng.B&S, 12.0hp	A	0.8	B2-LM	1147	
LT100 / LT120		A	0.7	BM6A	5921	
LT1538	Eng.KOHLER, 15.0hp	A	1.0	BKR5ES-11	2382	
LTH120	Eng.B&S, 12.0hp	A	0.8	B2-LM	1147	
LTH18542	Eng.B&S, 18.5hp	A	0.7	BR2-LM	5798	Q310
LTH2042	Eng.KOHLER Courage, 20.0hp	A	0.7	BKR5ES	2460	
LZ5225T	Eng.KAWASAKI, 25.0hp, V-Twin	A	0.6	BPR2ES	2264	
LZ5227TXP	Eng.KOHLER, 27.0hp, V-Twin	A	0.7	BKR5ES	2460	
LZ6123TL	Eng.KOHLER, 23.0hp, Liquid cooled	A	0.7	BKR5ES	2460	
LZ6125T	Eng.KAWASAKI, 25.0hp, V-Twin	A	0.6	BPR2ES	2264	
LZ6127T / LZ7227 T	Eng.KOHLER, 27.0hp, V-Twin	A	0.7	BKR5ES	2460	
M48 Pro / M53 S Pro		A	0.7	BPR6ES	7822	
Master Pro		A	0.7	BR2-LM	5798	Q310
Master Pro2 / Master Pro4		A	0.7	BM6A	5921	
Max / Mega		B	0.7	BPMR7A	4626	
MK500 / MK500 Auto		A	0.6	BM6A	5921	
Mondo	21ccm, 7.0hp	B	0.6	BPMR7A	4626	
Mondo Max / Mondo Mega	24ccm, 8.0hp	B	0.6	BPMR7A	4626	
Pro 15		A	0.8	BPM6A	7021	
Pro 15-V2	Eng.KAWASAKI, 15.0hp	A	0.6	BCPR6ES	2330	
ProFlex 21		A	0.8	B2-LM	1147	
PS 50		C	0.5	BPMR6A	6726	
R 65		C	0.5	BPM6A	7021	
Rancher 40 / Rancher 50 / Rancher 61		C	0.5	BPMR6A	6726	
Rider 1000-14		A	0.7	BPR5ES	7422	
Rider 1200-14		A	0.7	BM6A	5921	
Rider 1200-18		A	0.7	BPR5ES	7422	
Rider 14 Pro		A	0.8	BCPR5ES	6130	
Rider 155	Eng.KOHLER Command, 15.0hp	A	1.0	BKR5ES-11	2382	
Rider 650		A	0.6	B4-LM	3410	
Rider 850-12 / Rider 850-8 / Rider 970-12 R / Rider 970-12 S		A	0.7	BM6A	5921	
Rider YTH 1120-14		A	0.7	BPR5ES	7422	
Royal 42 / Royal 425		A	0.6	BMR6A	7421	
Royal 43 / Royal 43 S / Royal 43 SE		A	0.6	BR2-LM	5798	Q310
Royal 46		A	0.6	BMR6A	7421	
Royal 48	Eng.HONDA GCV 160, 160ccm, 1-cyl., 5.5hp	A	0.8	BPR5ES	7422	
Royal 48 / 53S	Eng.KOHLER, 27.0hp	A	0.8	BKR5E	7938	





Stock No.

Quick No.

HUSQVARNA

Royal 48 S / Royal 48SE		A	0.6	BMR6A	7421	
Royal 48 SEK / Royal 535 / Royal 535 E / Royal 535 EK		A	0.6	BPR6ES	7822	
Royal 53S	Eng.HONDA GCV 160, 160ccm, 1-cyl., 5.5hp	A	0.8	BPR5ES	7422	
Royal 53 SEK		A	0.6	BPR6ES	7822	
Royal 820-8		A	0.7	BM6A	5921	
Royal Jet 50R		A	0.6	BR2-LM	5798	Q310
Royal SK		A	0.6	BPR6ES	7822	
S 77		C	0.5	BPMP7A	4626	
ST 121 E / ST 131 / ST 151		E	0.8	BPR6ES	7822	
ST 268 EP		E	0.7	BKR5ES	2460	
T250 / T300		A	0.6	BMR6A	7421	
T425		C	0.6	BPMP7A	4626	
T435		C	0.5	CMR7H	3066	
T 435	32ccm, 2.0hp	C	0.8	CMR7H	3066	
T520		A	0.6	BMR6A	7421	
T540XP / T540XP II		C	0.5	CMR6H	3365	
T560		A	0.6	BMR6A	7421	
TYH2148	Eng.B&S, 21.0hp	A	0.7	BKR5ES	2460	
W21Series	Eng.KAWASAKI, 6.0hp	A	0.7	BPR5ES	7422	
W21Series	Eng.HONDA, 5.5hp	A	0.7	BPR5ES	7422	
W3213 / W3613	Eng.KOHLER, 13.0hp	A	1.1	BKR5ES-11	2382	
W3613ETS	Eng.KAWASAKI FH 381V, 431ccm, 2-cyl., 13.0hp, V-Twin	A	0.6	BCPR6ES	2330	
W4815ETS / WHF4215ETS	Eng.KAWASAKI FH 430V, 431ccm, 2-cyl., 15.0hp, V-Twin	A	0.6	BCPR6ES	2330	
WHF4817ETS	Eng.KAWASAKI FH 500V, 494ccm, 2-cyl., 17.0hp, V-Twin	A	0.6	BCPR6ES	2330	
WHF4818ETS / WHF5218ETS	Eng.KAWASAKI FH 531V, 494ccm, 2-cyl., 18.0hp, V-Twin	A	0.6	BCPR6ES	2330	
WHT3615 / WHT4817	Eng.KAWASAKI, 17.0hp	A	0.6	BCPR6ES	2330	
YTH1120-14		A	0.7	BPR5ES	7422	
YTH1342 XP	Eng.KAWASAKI, 13.0hp, V-Twin	A	0.6	BCPR6ES	2330	
YTH150	Eng.KOHLER Command, 15.0hp	A	1.0	BKR5ES-11	2382	
YTH1542		A	0.8	BCPR5ES	6130	
YTH1542 XP / YTH1542 XPT	Eng.KAWASAKI, 15.0hp, V-Twin	A	0.6	BCPR6ES	2330	
YTH155	Eng.B&S, 15.5hp	A	0.7	BCPR5ES	6130	
YTH160 / YTH1746		A	0.8	BCPR5ES	6130	
YTH1848XPT	Eng.KAWASAKI, 18.0hp, V-Twin	A	0.6	BMR6A	7421	
YTH2042T	Eng.B&S Vanguard, 20.0hp	A	0.7	BKR5ES	2460	
YTH2046 / YTH2048		A	0.8	BCPR5ES	6130	
YTH20F42T	Eng.KOHLER, 20.0hp	A	0.7	BKR5ES	2460	
YTH2248	Eng.KOHLER, 22.0hp	A	0.7	BKR5ES	2460	
YTH2548	Eng.KOHLER, 25.0hp, V-Twin	A	0.7	BKR5ES	2460	
ZTH4218 / QL	Eng.KAWASAKI, 18.0hp, V-Twin	A	0.6	BCPR6ES	2330	
ZTH5225XPQL	Eng.KAWASAKI FH 721V, 675ccm, 2-cyl., 25.0hp, V-Twin	A	0.6	BPR4ES	7222	
ZTH6123LXPQL	Eng.KOHLER, 23.0hp, Liquid cooled	A	0.7	BKR5ES	2460	
ZTH6123XPQL	Eng.KAWASAKI FH 721, 675ccm, 2-cyl., 23.0hp, V-Twin	A	0.6	BPR4ES	7222	
ZTH6125XPQL	Eng.KOHLER, 25.0hp, V-Twin	A	0.7	BKR5ES	2460	





Stock No.

Quick No.

HUSQVARNA

ZTH6126XPQL	Eng.KOHLER, 26.0hp, EFI	A	0.7	BKR5ES	2460	
ZTH6127XPQL	Eng.KOHLER, 27.0hp, V-Twin	A	0.7	BKR5ES	2460	
ZTH6215XPQL	Eng.KAWASAKI, 25.0hp, V-Twin	A	0.7	BPR4ES	7222	
ZTH7226XPQL	Eng.KOHLER, 26.0hp, EFI	A	0.7	BKR5ES	2460	
ZTH7227XPQL	Eng.KOHLER, 27.0hp, V-Twin	A	0.7	BKR5ES	2460	








HYDRAMAC

5C	Eng.TECUMSEH HH-160	E	0.6	B6HS	4510	Q203
8C	Eng.ONANA NHC	E	0.6	BR6ES	4922	
12C	Eng.FORD, 98ccm	E	0.6	BP6ES	7811	
12CII	Eng.CHRYSLER H-105	E	0.6	BP6ES	7811	
20C	Eng.FORD, 172ccm	E	0.6	B-6L	3212	
20CII	Eng.MAZDA, 121 ci.	E	0.6	BP6ES	7811	
Big Mac 18	Eng.FORD, 172ccm	E	0.6	B-6L	3212	
Mini Mac 5	Eng.TECUMSEH HH-160	E	0.6	B6HS	4510	Q203
Mitey Mac 8B	Eng.ONANA NHC	E	0.6	BR6ES	4922	
Mitey Mac II-10	Eng.FORD, 98ccm	E	0.6	BP6ES	7811	

HYSTER

20C150 / 20SC180 / 20TC200	Eng.HERCULES	F	0.6	B6S	3510	Q302
Carrier S60 / Carrier S70 / Carrier S80 / H100-120B / H100-120H / H100-140C / H100-150C		F	0.6	AB-6	2910	
H110F		F	0.9	YR5	7052	
H111-150F		F	0.7	UR4	6630	
H130 / H130F		F	0.9	YR5	7052	
H150-225E	S/N ->191268	F	0.6	B6S	3510	Q302
H150-225E	S/N 191269->	F	0.6	BP5ES	6511	
H150-250DE / H150-275H		F	0.7	UR4	6630	
H150E-H275E / H150F / H200-H400		F	0.9	YR5	7052	
H20-30E		F	0.6	AB-6	2910	
H250-300A	S/N ->191268	F	0.6	B6S	3510	Q302
H250-300A	S/N 191269->	F	0.6	BP5ES	6511	
H250A		F	0.6	B6S	3510	Q302
H300A		F	0.7	UR4	6630	
H30-60F		F	0.6	B6S	3510	Q302
H30-60H		F	0.6	B-6L	3212	
H35XL	Eng.MAZDA, 4-cyl.	F	0.8	BPR4ES	7222	
H360-400A		F	0.6	B6ES	7310	
H360-460A / H360-460KE		F	0.6	AB-6	2910	
H360-620B / H3B		F	0.6	B6ES	7310	
H40H / H50H		F	0.6	B-6L	3212	
H60 / H60-80B		F	0.6	AB-6	2910	
H700-800A		F	0.6	B5ES	6410	
H70C / H80C / HE50		F	0.6	AB-6	2910	
KD Krane		F	0.6	B6S	3510	Q302
KE / KE Krane		F	0.6	AB-6	2910	
M2	(Ø 14 mm x 9.5 mm)	F	0.6	B6S	3510	Q302
M200-300E		F	0.6	B6S	3510	Q302
M200-300F		F	0.6	B5ES	6410	
M200-400H		F	0.6	BP5ES	6511	
M3 / MD Carrier	(Ø 14 mm x 9.5 mm)	F	0.6	B6S	3510	Q302
MH		F	0.6	B6S	3510	Q302
MH3 Carrier		F	0.6	AB-6	2910	



      						
HYSTER						
P125-180A	S/N ->191268	F	0.6	B6S	3510	Q302
P125-180A	S/N 191269->	F	0.6	BP5ES	6511	
P150B-P200B		F	0.9	YR5	7052	
P40A-P50A		F	0.8	UR5	2771	
P60-80A / P60A-80A / QC20 / QN20 / QT20		F	0.6	AB-6	2910	
RC150	Eng.CHRYSLER IND53	F	0.6	B6ES	7310	
RC150		F	0.6	B6ES	7310	
RC150	Eng.CHRYSLER IND52	F	0.6	B6S	3510	Q302
S100B		F	0.9	YR5	7052	
S100E	Eng.CHEVROLET, 250ccm	F	0.7	UR4	6630	
S125-150A / S20-30A / S20A-30A		F	0.6	AB-6	2910	
S302	S/N D2D1501->	F	0.7	UR4	6630	
S302	S/N D2D4302->	F	0.7	UR4	6630	
S30-50B / S30-50C		F	0.6	AB-6	2910	
S30-60ES		F	0.9	YR5	7052	
S30B-S60B		F	0.7	UR4	6630	
S30C		F	0.6	BP5ES	6511	
S30E	S/N D2D4302->	F	0.7	UR4	6630	
S30E	S/N D2D1501->	F	0.8	UR5	2771	
S40C		F	0.6	BP5ES	6511	
S40E	S/N D2D4302->	F	0.7	UR4	6630	
S40E	S/N D2D1501->	F	0.8	UR5	2771	
S50C		F	0.6	BP5ES	6511	
S50E	S/N D2D4302->	F	0.7	UR4	6630	
S50E	S/N D2D1501->	F	0.9	YR5	7052	
S60-100A / S60-100B		F	0.6	AB-6	2910	
S60B		F	0.9	YR5	7052	
S60E	Eng.CHEVROLET, 250ccm	F	0.7	UR4	6630	
S60E	S/N D2D4302->	F	0.7	UR4	6630	
S60E	S/N D2D1501->	F	0.9	YR5	7052	
S70B / S70B-S100B		F	0.9	YR5	7052	
S70E	Eng.CHEVROLET, 250ccm	F	0.7	UR4	6630	
S80B		F	0.9	YR5	7052	
S80E	Eng.CHEVROLET, 250ccm	F	0.7	UR4	6630	
SC180	Eng.CHRYSLER IND53	F	0.6	B6ES	7310	
SC180		F	0.6	B6ES	7310	
SC180	Eng.CHRYSLER IND52	F	0.6	B6S	3510	Q302
Straddle Carriers	Eng.CHRYSLER 53	F	0.6	B5ES	6410	
TC200	Eng.CHRYSLER IND53	F	0.6	B6ES	7310	
TC200		F	0.6	B6ES	7310	
TC200	Eng.CHRYSLER IND52	F	0.6	B6S	3510	Q302
Turret Tug UC30 / Turret Tug UE30 / Turret Tug YC40 / Turret Tug YE40 / Turret Tug YT40 / U30		F	0.6	AB-6	2910	
VA70 / XF60		F	0.6	B6S	3510	Q302
YC40		F	0.6	AB-6	2910	
ZA80		F	0.6	B6S	3510	Q302
IDEAL						
SX 230S / SX 260S / SX 360S / SX 360W / SX 430S / SX 430W / SX 540W		B	0.6	BM6A	5921	
INDIAN						
3CD / 5CD / 7CD / 35 / 50 / 351 / 352		C	0.8	B6S	3510	Q302
5-12		C	0.6	BMR6A	7421	



Tool*



Stock No.

Quick No.

INDIAN

547H		C	0.6	BMR6A	7421	
547		C	0.8	B6S	3510	Q302
561		C	0.8	B5HS	4210	
561H		C	1.0	B7HS	5110	Q204
562 / 582		C	0.8	B5HS	4210	
582H		C	1.0	B7HS	5110	Q204
651		C	0.6	B-4L	3112	
652		C	0.8	B6S	3510	Q302
Super 50		C	0.6	B-4L	3112	
Super 5-12		C	0.6	BMR6A	7421	
Super 60 / Super 651 / Thunderbolt 651		C	0.6	B-4L	3112	

INTERNATIONAL

55		A	0.6	BM6A	5921	
60 / 70 / 71 / 72		A	0.6	B6S	3510	Q302
75 / 76 / 80 / 81 / 85		A	0.6	BM6A	5921	
86		A	0.6	B6S	3510	Q302
100 / 102 / 104 / 105 / 106 / 107 / 108 / 109		A	0.6	B-6L	3212	
111		A	0.6	BM6A	5921	
122 / 123 / 124 / 125 / 126 / 127 / 128 / 129 / 147 / 149		A	0.6	B-6L	3212	
182 / 282		A	0.7	BM6A	5921	
332 / 333 / 334 / 335		A	0.8	BM4A	5628	
382		A	0.7	BM6A	5921	
444		F	0.6	B6HS	4510	Q203
482		A	0.7	BM6A	5921	
582		A	0.6	BR6S	3522	
682 / 782		A	0.6	UR4	6630	
800		A	0.6	B-6L	3212	
982		A	0.6	TR5	2238	
1000		A	0.6	B-6L	3212	
1030		A	0.7	B2-LM	1147	
1100 / 1200		A	0.6	B-6L	3212	
1225 / 1238		A	0.7	B2-LM	1147	
1250		A	0.6	B-6L	3212	
1325 / 1330		A	0.7	BKR5ES	2460	
1430		A	0.7	UR4	6630	
1440		A	0.7	BKR5ES	2460	
1450		A	0.6	B-6L	3212	
1641		A	0.7	BKR5ES	2460	
1650		A	0.6	B-6L	3212	
1730 / 1861 / 1862 / 2062		A	0.7	UR4	6630	
2182		A	0.7	BKR5ES	2460	
3309 / 3310 / 3311 / 3312 / 3313 / 3314 / 3315 / 3319 / 3320 / 3321 / 3322 / 3323 / 3324 / 3325		A	0.8	BM4A	5628	
3444		F	0.6	B6HS	4510	Q203
4120	Eng.KOHLER	F	0.6	B-6L	3212	
4130	Eng.ONANA	F	0.6	BR6ES	4922	
4135		F	0.6	BR6ES	4922	
4140	Eng.CHRYSLER	F	0.6	BP6ES	7811	
4140	Eng.FORD	F	0.6	BP6ES	7811	
4150	Eng.FORD	F	0.6	B-6L	3212	
4150	Eng.MAZDA	F	0.6	BP6ES	7811	
7000		F	0.6	B6HS	4510	Q203





Stock No.

Quick No.

INTERNATIONAL

Crawler T340		F	0.6	AB-6	2910	
--------------	--	---	-----	------	------	--

INTERNATIONAL HARV.

20C / 36 / 60 / 70 / 71 / 72 / 73 / 86		E	0.6	B6S	3510	Q302
100 / 102 / 104 / 105 / 106 / 107 / 108 / 109 / 122 / 123 / 124 / 125 / 126 / 127 / 128 / 129 / 147 / 149 / 169		E	0.6	B-6L	3212	
284		E	0.6	BP5ES	6511	
303		E	0.6	BP6S	3111	
354		E	0.6	B6HS	4510	Q203
800		E	0.6	B-6L	3212	
815 / 915		E	0.6	B8S	3810	
1000 / 1200 / 1250 / 1450 / 1650		E	0.6	B-6L	3212	
4000 / 5000 / 5500 w / AMC 232		E	0.9	BPR5ES	7422	
B414		E	0.6	B6HS	4510	Q203
Cadet 55R / Cadet 75E / Cadet 75R / Cadet 76E / Cadet 76R		E	0.6	BM6A	5921	
Field Harvester		E	0.6	B6S	3510	Q302
HB 225		E	0.9	BPR6ES	7822	

ISEKI

ICD 20F / ICD 22 / ICD 25A1 / ICD 35A1 / ICD 40A1 / ICD 50		B	0.5	BM6	2027	
KF1300 / KF1320		E	0.6	B-4	3210	
KF24G-1 / KF340 / KF341 / KF342 / KF344 / KF345 / KF346 / KF441 / KF442 / KF444		E	0.6	B6S	3510	Q302
KF453 / KF453T		E	0.6	B-4	3210	
KF521 / KF522 / KF53G-2X		E	0.6	B6HS	4510	Q203
KF550 / KF550T		E	0.6	B-4	3210	
KF640		E	0.6	B6S	3510	Q302
KF710 / KF900 / KF90GT		E	0.6	B-4	3210	
KT290		E	0.6	B6HS	4510	Q203
KT30-1V / KT330		E	0.6	B6S	3510	Q302
KT350		E	0.6	B6HS	4510	Q203

ISHIKAWAJIMA-SHIBAURA

B 18 / B 20 / B 20 DU / B 24 / B 24DU / B 30 / B 31 / B 31DU / B 35 / B 35DU / H 18D / H 20D / H 23D / H 26D / H 35D		B	0.6	BPMR7A	4626	
SB 19 / SB 24 / SB 30 / SB 40 / SCK 30D / SCY 24 / SCY 24A		B	0.7	BMR6A	7421	

JAEGER

LP12 Auto Scoop / MIC		F	0.6	AB-6	2910	
-----------------------	--	---	-----	------	------	--

JIMSAVAGE

Maxi 350 / Pro 580 / Super 100		C	0.7	BMR6A	7421	
--------------------------------	--	---	-----	-------	------	--

JOBU

L6 / L8 / L86-S		C	0.6	BPM6A	7021	
LF50 / LP6 / Micro 25 / Micro 25 CVA / Micro L35		C	0.6	BMR6A	7421	
SL-2 / SL-21 / SL-3		C	0.6	BPM6A	7021	
SL-35		C	0.6	BM6A	5921	

JOHN DEERE

2		E	0.6	BM6A	5921	
2 E / 3 E		E	0.6	BPM7A	7321	
4 / 4 E		E	0.6	BM6A	5921	
5		E	0.6	B6S	3510	Q302





Tool*







Stock No.

Quick No.

JOHN DEERE

8 / 9		C	0.7	BM7A	6521	
11 A	(Ø 18 mm)	E	0.6	AB-6	2910	
11 A	Eng.JOHN DEERE	E	0.6	B-6L	3212	
11 A	Eng.HERCULES	E	0.6	B6S	3510	Q302
12 A	(Ø 18 mm)	E	0.6	AB-6	2910	
12 A	Eng.JOHN DEERE	E	0.6	B-6L	3212	
12 A	Eng.HERCULES	E	0.6	B6S	3510	Q302
12		C	0.7	BM7A	6521	
12 PB / 12 SB		A	0.7	BR2-LM	5798	Q310
14		C	0.7	BM7A	6521	
14 PZ		A	0.7	BR2-LM	5798	Q310
14 SZ		A	0.7	BR2-LM	5798	Q310
14 PT		A	0.8	BPR5ES	7422	
14 SB / 14 SC / 14 SE / 14 ST / 14 SX		A	0.8	BPR5ES	7422	
15 / 17 / 18 / 19		C	0.7	BM7A	6521	
20SR7		A	0.8	BMR6A	7421	
21C / 21S		B	0.6	BPMR6A	6726	
25	(Ø 18 mm)	E	0.6	AB-6	2910	
25	Eng.JOHN DEERE	E	0.6	B-6L	3212	
25	Eng.HERCULES	E	0.6	B6S	3510	Q302
25S		B	0.7	BPMR7A	4626	
28		C	0.7	BMR6A	7421	
30	(Ø 18 mm)	E	0.6	AB-6	2910	
30	Eng.JOHN DEERE	E	0.6	B-6L	3212	
30	Eng.HERCULES	E	0.6	B6S	3510	Q302
30S / 38B		B	0.7	BPMR7A	4626	
40	(Ø 18 mm)	E	0.6	AB-6	2910	
40	Eng.JOHN DEERE	E	0.6	B-6L	3212	
40	Eng.HERCULES	E	0.6	B6S	3510	Q302
40 V		C	0.6	BMR6A	7421	
45	Eng.HERCULES	E	0.6	B6S	3510	Q302
50		C	0.7	BMR6A	7421	
55	Eng.HERCULES	E	0.6	B6S	3510	Q302
55V		C	0.7	BPM6A	7021	
55 SV		C	0.8	BPMR7A	4626	
56 / 57		A	0.7	BR6S	3522	
60		E	0.8	AB-6	2910	
61		C	0.7	BM7A	6521	
65	Eng.HERCULES	E	0.6	B6S	3510	Q302
66 / 68		A	0.7	BR6S	3522	
70		E	0.6	AB-6	2910	
80		E	0.6	B6S	3510	Q302
80 V		C	0.8	BPMR7A	4626	
81 / 82		C	0.7	BM7A	6521	
82G / 83G		B	0.6	BM4A	5628	
85G		B	0.8	BR4-LM	4133	
90	Eng.HERCULES	E	0.6	B6S	3510	Q302
91		C	0.7	BM7A	6521	
105	(Ø 18 mm)	E	0.6	AB-6	2910	
105 Peanut Comb.111		E	0.6	B-6L	3212	
125		E	0.6	AB-6	2910	
162		B	0.6	BM4A	5628	



      						
JOHN DEERE						
170		E	0.6	AB-6	2910	
200CS		C	0.8	BPMR7A	4626	
213E		B	0.7	BMR6A	7421	
225		E	0.6	BMR6A	7421	
230CS		C	0.8	BPMR7A	4626	
250G		B	0.7	BPMR7A	4626	
300 CS		C	0.6	BPM6A	7021	
300G		B	0.7	BPMR7A	4626	
303		E	0.6	BR6FS	4323	
321		E	0.6	BPMR6A	6726	
330		E	0.6	B-6L	3212	
350 CS		C	0.7	BM7A	6521	
350G		B	0.7	BMR6A	7421	
362	(Ø 18 mm)	E	0.6	AB-6	2910	
380 MS		C	0.8	BPMR7A	4626	
400G		B	0.7	BPMR7A	4626	
420 / 430 / 440		E	0.6	B-6L	3212	
440 G		E	0.7	B2-LM	1147	
530		E	0.8	AB-6	2910	
550		E	0.6	BR6HS	4200	Q209
550 GE		D	0.7	B2-LM	1147	
550CS		C	0.8	BPMR7A	4626	
620 / 630		E	0.8	AB-6	2910	
636M	Eng.KAWASAKI FS 600V - AS28-R, 603ccm, 2-cyl., 18.0hp, V-Twin	A	0.8	BPR4ES	7222	
648M	Eng.KAWASAKI FS 691V - AS17-R, 726ccm, 2-cyl., 23.0hp, V-Twin	A	0.8	BPR4ES	7222	
648R	Eng.KAWASAKI FX 730V, 726ccm, 2-cyl., 22.0hp, V-Twin	A	0.8	BPR4ES	7222	
652R	Eng.KOHLER ECV 740, 24.6hp, EFI	A	0.7	BKR5ES	2460	
652B	Eng.KAWASAKI FX 691V, 726ccm, 2-cyl., 22.0hp, V-Twin	A	0.8	BPR4ES	7222	
652M	Eng.KAWASAKI FS 691V - AS17-R, 726ccm, 2-cyl., 23.0hp, V-Twin	A	0.8	BPR4ES	7222	
652R	Eng.KAWASAKI FX 730V, 726ccm, 2-cyl., 23.5hp, V-Twin	A	0.8	BPR4ES	7222	
661R	Eng.KOHLER ECV 740, 24.6hp, EFI	A	0.7	BKR5ES	2460	
661R	Eng.KAWASAKI FX 730V, 726ccm, 2-cyl., 23.5hp, V-Twin	A	0.8	BPR4ES	7222	
750		E	0.6	BR6S	3522	
820		E	0.6	B6S	3510	Q302
824		E	0.6	BPMR6A	6726	
830 / 840		E	0.6	B6S	3510	Q302
880 MS		C	0.8	BPMR7A	4626	
1000		E	0.6	BR6S	3522	
1010		E	0.6	B-6L	3212	
1020		E	0.6	BP5ES	6511	
1026		E	0.6	B4-LM	3410	
1032		B	0.5	BR6S	3522	
1100 / 1400		E	0.6	BR6S	3522	
1520		E	0.6	BP5ES	6511	
1800		E	0.7	BPR4HS	7823	



Tool*







Stock No.

Quick No.

JOHN DEERE

2010		E	0.6	B-6L	3212	
2020 / 2030		E	0.6	BP5ES	6511	
2300		E	0.7	BPR4HS	7823	
2510		E	0.6	BP5ES	6511	
3010		E	0.6	AB-6	2910	
3020		E	0.4	AB-6	2910	
3200		E	0.7	BPR4HS	7823	
3300		E	0.6	BR6FS	4323	
4010		E	0.6	AB-6	2910	
4020		E	0.4	AB-6	2910	
4400		E	0.6	BR6FS	4323	
5000		E	0.6	BR4HS	3322	
5000 W		D	0.6	BR6HS	4200	Q209
6600		E	0.6	BR6FS	4323	
6602 / 7700	(Ø 18 mm)	E	0.6	AB-6	2910	
A / AR-AO / B		E	0.8	AB-6	2910	
BC1600 / C1200		B	0.7	BPMR7A	4626	
CS 36 / CS 40 / CS 46 / CS 52 / CS 56 / CS 62 / CS 71 / CS 81		C	0.5	BPMR7A	4626	
D28		A	0.7	BR6S	3522	
DP 6000		D	0.7	BPR4ES	7222	
EH2342 / EH2659		B	0.7	BMR6A	7421	
F725		A	0.7	BR2-LM	5798	Q310
F912 / F932	Eng.YANMAR	E	0.6	BP5ES	6511	
FA 210 / FA 210 Y / FB 460 V		A	0.7	BMR6A	7421	
FB 540 V	17.0hp	A	0.6	BPR5ES	7422	
FC 150		A	0.8	BP6ES	7811	
FC 290 Y	9.0hp	A	0.6	BPR5ES	7422	
FC 420 / FC 540 V		A	0.8	BPR5ES	7422	
FD 440 / FD 590		A	0.7	BMR6A	7421	
FE 1		E	0.6	BP5ES	6511	
FG 150		E	0.7	BP4HS	3611	
G		E	0.8	AB-6	2910	
G 2500 K / G 4400 K / G 5500 K / G 5500 KE		E	0.8	BPR5ES	7422	
H		E	0.8	AB-6	2910	
H20D / H20S		B	0.7	BMR6A	7421	
JA 62 / JA 65		A	0.7	BR2-LM	5798	Q310
JD14 / JD24 / JD24A		E	0.6	AB-6	2910	
JD300 / JD300B / JD301 / JD301A / JD302 / JD302A / JD310 / JD350 / JD350B / JD350C / JD380 / JD400 / JD401A / JD401B / JD401C / JD440 / JD440B / JD480 / JD480A		E	0.6	BP5ES	6511	
JD500 / JD500A / JD500B		E	0.6	AB-6	2910	
JD544		E	0.6	BP5ES	6511	
JD600		E	0.6	AB-6	2910	
JE75		A	0.8	BPR5ES	7422	
JS 60 / JS 61 / JS 63		A	0.7	BR2-LM	5798	Q310
JS63C	Eng.B&S Intek, 6.8hp	A	0.7	BKR5ES	2460	
JX75 / JX85		A	0.8	BPR5ES	7422	
Kioritz		E	0.6	BM6A	5921	
Kohler K181	8.0hp	A	0.6	B6S	3510	Q302
Kohler K241	12.0hp	A	0.6	B-6L	3212	
Kohler K321	20.0hp	A	0.6	B-6L	3212	
Kohler KT17	17.0hp	A	0.6	UR4	6630	



			 Tool*			Stock No.	Quick No.
JOHN DEERE							
L / LA-L1 / M		E	0.6	B-6L	3212		
PS2683		B	0.7	BMR6A	7421		
R70 EV		C	0.7	BPMR6A	6726		
R72		A	0.7	BR6S	3522		
S1400		B	0.7	BPMR7A	4626		
S80 / S82		C	0.7	BPMR6A	6726		
S92		A	0.7	BR6S	3522		
SE23		B	0.7	BMR6A	7421		
Serie 2010		E	0.6	B-6L	3212		
T105C / T105S		B	0.6	BM6A	5921		
T23s / T26sb		B	0.7	BMR6A	7421		
T30bs / T30c / T30s		B	0.7	BPMR6F	1270		
T40sb / TB26sb		B	0.7	BMR6A	7421		
WG32A / WG36A / WG48A / WH36A	Eng.KAWASAKI FS 481V, 603ccm, 2-cyl., 14.5hp, V-Twin	A	0.8	BPR4ES	7222		
WH48A / WH52A	Eng.KAWASAKI FS 600V, 603ccm, 2-cyl., 18.5hp, V-Twin	A	0.8	BPR4ES	7222		
WH61A	Eng.KAWASAKI FS 600V, 603ccm, 2-cyl., 23.5hp, V-Twin	A	0.8	BPR4ES	7222		
WHP48A / WHP52A	Eng.KAWASAKI FS 481V, 603ccm, 2-cyl., 14.5hp, V-Twin	A	0.8	BPR4ES	7222		
WHP61A	Eng.KAWASAKI FS 600V, 603ccm, 2-cyl., 23.5hp, V-Twin	A	0.8	BPR4ES	7222		
X300 / X300R / X304 / X310	Eng.KAWASAKI, 18.5hp, V-Twin	A	0.8	BPR4ES	7222		
X500 / X530	Eng.KAWASAKI, 24.0hp, V-Twin	A	0.8	BPR4ES	7222		
X720 / X720SE / X724 / X728 / X728SE / X729 / X730	Eng.KAWASAKI, 25.5hp, V-Twin	A	0.8	BPR4ES	7222		
X740 / X744 / X748 / X748SE / X749	Eng.KAWASAKI, 24.0hp, V-Twin	A	0.8	BPR4ES	7222		
XT105		B	0.6	BM6A	5921		
XT 105SB / XT 120 / XT 120SE / XT 140 / XT 140B / XT 140SB / XT 170 / XT 170B / XT 250B		B	0.7	BMR6A	7421		
Z915B	Eng.KOHLER PCV 740, 23.9hp	A	0.7	BKR5ES	2460		
Z920M / Z920R	Eng.KAWASAKI FX 730V, 726ccm, 2-cyl., 23.5hp, V-Twin	A	0.8	BPR4ES	7222		
Z925M	Eng.KOHLER FCV 740, 25.0hp, EFI Flexfuel	A	0.7	BKR5ES	2460		
Z930M	Eng.KOHLER ECV 749, 26.5hp, EFI	A	0.7	BKR5ES	2460		
Z930M / Z930R	Eng.KAWASAKI FX 801V, 852ccm, 2-cyl., 25.5hp, V-Twin	A	0.8	BPR4ES	7222		
Z950M / Z950R	Eng.KAWASAKI FX 850V, 852ccm, 2-cyl., 27.0hp, V-Twin	A	0.8	BPR4ES	7222		
Z960R	Eng.KAWASAKI FX 921V, 999ccm, 2-cyl., 31.0hp, V-Twin	A	0.8	BPR5ES	7422		
Z970R	Eng.KAWASAKI FX 1000V, 999ccm, 2-cyl., 35.0hp, V-Twin	A	0.8	BPR5ES	7422		
JONSERED							
40 Combi		B	0.7	BPMR7A	4626		
45E		C	0.8	BPMR7A	4626		
50 / 51		C	0.7	BPMR6A	6726		
62		C	0.5	BPM6F	5950		
90W		C	0.7	BPM6A	7021		
90E		C	0.8	BPM7A	7321		
111		C	0.8	BPMR7A	4626		
361 / 361 AV		C	0.7	BM7A	6521		



Stock No.

Quick No.

JONSERED

451E / 452		C	0.8	BPM6F	5950	
455		C	0.7	BPMR6A	6726	
490	(Flat Seat)	C	0.8	BPM7A	7321	
490	(Conical Seat)	C	0.8	BPMR6F	1270	
510SP		C	0.7	BPM6A	7021	
510 / 510 M		C	0.8	BPMR6F	1270	
520 SP		C	0.8	BPMR6F	1270	
521		C	0.7	BPMR6A	6726	
525	(Conical Seat)	C	0.8	BPMR6F	1270	
535		C	0.7	BPMR6A	6726	
590	(Conical Seat)	C	0.8	BPMR6F	1270	
670 Super		C	0.5	BPMR7A	4626	
670		C	0.7	BPM6A	7021	
670 Champ		C	0.8	BPM6A	7021	
810		C	0.8	BPMR7A	4626	
820		C	0.8	BPM7A	7321	
821 / 840		C	0.8	BPMR7A	4626	
930 Super		C	0.7	BPMR6A	6726	
1020		C	0.8	BPMR7A	4626	
2036		C	0.7	BPMR6A	6726	
2036 Turbo		C	0.8	BPMR7A	4626	
2040		C	0.7	BPMR6A	6726	
2040 Turbo / 2041		C	0.8	BPMR7A	4626	
2041 Turbo		C	0.8	BPM6A	7021	
2045 / 2054		C	0.8	BPMR7A	4626	
2055		C	0.7	BPMR6A	6726	
2065 Turbo / 2072 Turbo / 2077 Turbo		C	0.8	BPMR7A	4626	
2083		C	0.7	BPMR6A	6726	
2095		C	0.7	BPM6A	7021	
2141 Turbo / 2145 Turbo / 2149 Turbo / 2149W Turbo / 2150 Turbo / 2159 Turbo / 2159W Turbo / 2163 Turbo / 2163W Turbo / 2165 Turbo / 2171 Turbo / 2171W Turbo		C	0.8	BPMR7A	4626	
2883		C	0.7	BPM6A	7021	
4104 / 6000		C	0.7	BPMR6A	6726	
BP 40		B	0.7	BPMR7A	4626	
BV 32		E	0.4	BPM6A	7021	
CS 2137 / CS 2147 / CS 2152		C	0.5	BPMR7A	4626	
CS 2234 / CS 2234 S	38ccm, 1.9hp	C	0.5	BPMR7A	4626	
CS 2238 / CS 2238 S	38ccm, 2.0hp	C	0.5	BPMR7A	4626	
CS 2245 / CS 2245 S / CS 2250 S		C	0.5	BPMR7A	4626	
CS 2252 / CS 2253 / CS 2253 WH		C	0.5	CMR6H	3365	
FT5		B	0.7	BR2-LM	5798	Q310
GR 2026 / GR 2026 CL / GR 2026 D / GR 2026 L / GR 203020 / GR 2032 D / GR 2032L / GR 2036 / GR 26 / GR 260 / GR 26 Combi / GR 26 D / GR 26 L / GR 320 / GR 32 D / GR 32 L / GR 36 / GR 41 / GR 44 / GR 50 / GR 50 Pro		B	0.7	BPMR7A	4626	
GT 21L / GT 22L / GT 24L / GT 25L / GT 26L		B	0.5	BPMR6A	6726	
HP36 Power Pruner		C	0.7	BPMR6A	6726	
HT 21		E	0.7	BPM6A	7021	
HT 24		E	0.6	BPM6A	7021	
LT 13	Eng.B&S, 13.0hp	A	0.7	BR2-LM	5798	Q310
LT 15	Eng.B&S, 14.5hp	A	0.9	BKR5E	7938	
LT 16	Eng.B&S, 15.5hp	A	0.9	BKR5E	7938	
LT 18	Eng.B&S, 18.0hp	A	0.9	BKR5E	7938	





Stock No.

Quick No.

JONSERED

M111 / M 450 / M 451EV / M 452 / M45ES / M 495P		C	0.8	BPMR7A	4626	
M510 / M510M		C	0.8	BPM6F	5950	
M510SP		C	0.7	BPM6A	7021	
M52E / M66 / M70		C	0.8	BPMR7A	4626	
M801		C	0.8	BPM7A	7321	
M90		C	0.8	BPMR7A	4626	
Mini Sawmill 600+	Eng.W/2095 Turbo	C	0.7	BPMR6A	6726	
Pro 35		C	0.7	BPMR6A	6726	
RS 38		B	0.5	B6HS-5	6154	
RS 40 / RS 44 / RS 45		B	0.5	BPMR7A	4626	
RS 51		C	0.7	BPMR6A	6726	
RS 51 Pro / RS 52		B	0.7	BPMR7A	4626	
RS 52E		C	0.8	BPM7A	7321	
RT5		B	0.7	BR2-LM	5798	Q310
WP 25		E	0.6	BPM6A	7021	
XF85 / XG85		C	0.8	B6HS	4510	Q203

JUNGHEINRICH

TFG 16 AK / TFG 16 AS / TFG 20 AK / TFG 20 AS		E	0.8	BPR2ES	2264	
TFG 20 BK / TFG 20 BS / TFG 25 BK / TFG 25 BS / TFG 30 BK / TFG 30 BS		E	1.0	BPR4FS	1127	
TFG 316	→2006	E	0.8	BPR2ES	2264	
TFG 316	2006→	E	0.8	FR2B-D	1598	
TFG 316 s		E	0.8	BPR2ES	2264	
TFG 320	→2006	E	0.8	BPR2ES	2264	
TFG 320	2006→	E	0.8	FR2B-D	1598	
TFG 320 s		E	0.8	BPR2ES	2264	
TFG 40 CK / TFG 40 CS		E	1.6	TR55	3951	
TFG 420	→2007	E	1.0	BPR4FS	1127	
TFG 420 s		E	1.0	BPR4FS	1127	
TFG 425	2004→	E	0.8	FR2B-D	1598	
TFG 425	→2004	E	1.0	BPR4FS	1127	
TFG 425 s		E	1.0	BPR4FS	1127	
TFG 430	2004→	E	0.8	FR2B-D	1598	
TFG 430	→2004	E	1.0	BPR4FS	1127	
TFG 430 s		E	1.0	BPR4FS	1127	
TFG 435		E	0.8	FR2B-D	1598	
TFG 45 CK / TFG 45 CS / TFG 50 CK / TFG 50 CS / TFG 540		E	1.6	TR55	3951	
TFG 540 s	→2012	E	1.6	TR55	3951	
TFG 545		E	1.6	TR55	3951	
TFG 545 s	→2012	E	1.6	TR55	3951	
TFG 550		E	1.6	TR55	3951	
TFG 550 s	→2012	E	1.6	TR55	3951	

JYBU

50B		C	0.5	BM7F	6421	
Companion		B	0.5	BM6A	5921	
L-6 / L-7 / L-73 / L-8 / L-81 / L-860 / L86-6 / L-86B / L-86S		C	0.6	BPMR6A	6726	
LF 50 / LP-5 / LP-5BS		C	0.5	BM7F	6421	
LP-6 / LP-6B / LP-6BV		C	0.7	BM7F	6421	
M5		C	0.5	BPR6HS	7022	Q214
Micro 25 / Micro 25CVA / Micro L35 / Micro SL3		C	0.7	BM6A	5921	
R50		B	0.5	BM7F	6421	





Stock No.

Quick No.

JYBU

SL-2 / SL-3 / SL-31 / SL-35 / SL3-S		C	0.6	BMR6F	2144	
-------------------------------------	--	---	-----	-------	------	--

KAAZ

110		B	0.7	BMR6A	7421	
J40FD / JL1-T200 / JQ-50 / JQ-G4K / JQ-T200		B	0.6	BM6A	5921	
KLQ / KQP-LS / Series J / Series V		B	0.5	BMR6A	7421	
Silver X / TM30B		B	0.7	BMR6A	7421	
V15 / V18 / V20 / V25 / V40		B	0.6	BM6A	5921	

KATEX

KAT-10 / KAT-25DAEX		C	0.7	BMR6A	7421	
KAT-34		C	0.7	BPMR6A	6726	

KAWASAKI

G 1800 A / G 3200 A / G 3200 AS		D	0.7	BPR4HS	7823	
GA 1000	129ccm, 1-cyl., F/C	D	0.7	BR6S	3522	
GA 1000 A		D	0.7	BMR6A	7421	
GA 1400	129ccm, 1-cyl., F/C	D	0.7	BR6S	3522	
GA 1400 A		D	0.7	BMR6A	7421	
GA 1800 / GA 1800 A		D	0.7	BPR4HS	7823	
GA 2300	1984→	D	0.7	BPR4HS	7823	
GA 2300	→1983	D	0.8	B6S	3510	Q302
GA 2300 A / GA 3200 / GA 3200 A / GA 3200 AS		D	0.7	BPR4HS	7823	
GA 550	76ccm, 1-cyl., F/C	D	0.7	BMR6A	7421	
GA 550 A		D	0.7	BMR6A	7421	
GB 2300 A		D	0.8	BPR4HS	7823	
GC 550 A / GD 550 / GD 550 A		D	0.7	BMR6A	7421	
GD 700	76ccm, 1-cyl., F/C	D	0.6	BMR6A	7421	
GD 700 A / GD 700 AS		D	0.6	BMR6A	7421	
GE 2200	286ccm, 1-cyl.	D	0.7	BPR5ES	7422	
GE 2200 A		D	0.7	BPR5ES	7422	
GE 2200 A1		D	0.9	BPR5ES	7422	
GE 2900	286ccm, 1-cyl.	D	0.7	BPR5ES	7422	
GE 2900 A		D	0.7	BPR5ES	7422	
GE 2900 A1		D	0.9	BPR5ES	7422	
GE 4000	397ccm, 1-cyl.	D	0.7	BPR5ES	7422	
GE 4300	286ccm, 1-cyl.	D	0.7	BPR5ES	7422	
GE 4300 A		D	0.7	BPR5ES	7422	
GE 4300 A1		D	0.9	BPR5ES	7422	
GE 4500	397ccm, 1-cyl.	D	0.7	BPR5ES	7422	
GE 4500 A / GE 4500 AS		D	0.7	BPR5ES	7422	
GE 5000	286ccm, 1-cyl.	D	0.7	BPR5ES	7422	
GE 5000 AS		D	0.7	BPR5ES	7422	
KBH 33A / KBH 34A / KBH 43A / KBH 48A		B	0.6	BMR6A	7421	
KBL 23A	23ccm	B	0.8	BPMR6A	6726	
KBL 26A	25ccm	B	0.8	BPMR6A	6726	
KBL 27A	26ccm	B	0.8	BPMR6A	6726	
KBL 27B / KBL 27BC		B	0.7	BPMR7A	4626	
KBL 34A	33ccm	B	0.8	BPMR6A	6726	
KBL 43A / KBLH 48A		B	0.6	BMR6A	7421	
KEL 26A	25ccm	B	0.6	BPMR6A	6726	
KEL 26 A		E	0.6	BPMR6A	6726	
KEL 27A	25ccm	B	0.6	BPMR6A	6726	
KG 1000		D	0.7	B6S	3510	Q302





Stock No.

Quick No.

KAWASAKI

KG 1100 B		D	0.7	BR6S	3522	
KG 1300 / KG 1500		D	0.7	B6HS	4510	Q203
KG 1600	→1994	D	0.7	B6HS	4510	Q203
KG 1600	1999→	D	0.7	BR6HS	4200	Q209
KG 1600 B		D	0.7	BR6HS	4200	Q209
KG 2900 A1		D	0.6	BMR6A	7421	
KG 3200		D	0.7	BP5HS	4111	
KG 4000 / KG 4000 A / KG 4000 AS		D	0.7	BR6HS	4200	Q209
KG 500		D	0.7	BM6A	5921	
KG 5000	→1983	D	0.7	BM6A	5921	
KG 5000	1984→	D	0.7	BR4HS	3322	
KG 5000 A / KG 5000 AS / KG 5000 B		D	0.7	BR4HS	3322	
KG 5000 BS	1983→	D	0.7	BR4HS	3322	
KG 550		D	0.7	B6HS	4510	Q203
KG 550 B		D	0.7	BR6HS	4200	Q209
KG 600 / KG 700 / KG 750		D	0.7	B6HS	4510	Q203
KG 750 B		D	0.7	BR6S	3522	
KG 900		D	0.7	B6S	3510	Q302
KGA 1800 A1		D	0.6	BP5HS	4111	
KGT 26AC		B	0.7	BPMR7A	4626	
KGT 27A	26ccm	B	0.8	BPMR6A	6726	
KGT 37A		B	0.7	BPMR7A	4626	
KHD 600A	23ccm	B	0.7	BMR4A	5728	
KHD 600 A		E	0.7	BMR4A	5728	
KHD 600B	23ccm	B	0.7	BPMR6A	6726	
KHD 600 B		E	0.6	BPMR6A	6726	
KHS 1100A	23ccm	B	0.7	BMR4A	5728	
KHS 1100B	23ccm	B	0.6	BPMR6A	6726	
KHS 750A	23ccm	B	0.7	BMR4A	5728	
KHS 750 A		E	0.7	BMR4A	5728	
KHS 750AC	23ccm	B	0.7	BMR4A	5728	
KHS 750B	23ccm	B	0.6	BPMR6A	6726	
KHS 750 B		E	0.6	BPMR6A	6726	
KHS 750BC	23ccm	B	0.7	BMR7A	4226	
KHT 600D	23ccm	B	0.6	BPMR6A	6726	
KHT 600 D		E	0.6	BPMR6A	6726	
KHT 600S	23ccm	B	0.6	BPMR6A	6726	
KHT 600SC	23ccm	B	0.7	BMR7A	4226	
KHT 750D	23ccm	B	0.6	BPMR6A	6726	
KHT 750 D		E	0.6	BPMR6A	6726	
KHT 750S	23ccm	B	0.6	BPMR6A	6726	
KHT 750SC	23ccm	B	0.7	BMR7A	4226	
KRB 400 A / KRB 400 B		E	0.5	BPMR7A	4626	
KTR 26AC	25ccm	B	0.8	BPMR6A	6726	
KTR 27A	26ccm	B	0.8	BPMR6A	6726	
KWN 10 A		E	0.6	BMR7A	4226	
KWN 15 A		E	0.7	BMR6A	7421	
KWN 20 A / KWN 30 A / KWS 20 A / KWS 30 A / KWT 20 A		E	0.8	BPR5ES	7422	
Power Partner 4000 / Power Partner 6000		D	0.9	BPR5ES	7422	
PP 4000	250ccm, 1-cyl., 5.4hp	D	0.6	BPR5ES	7422	
PP 6000	352ccm, 1-cyl., 8.2hp	D	0.6	BPR5ES	7422	
Series TD18 / Series TD24 / Series TD33		B	0.7	BMR6A	7421	





Tool*



Stock No.

Quick No.

KEM EQUIPMENT

430	(181 ci.)	F	0.9	UR4	6630	
643	(262 ci.)	F	1.0	TR5IX	7397	
857	(350 ci.)	F	1.0	TR5IX	7397	
874	(454 ci.)	F	1.0	TR5IX	7397	

KINGFISHER

Rotovac 18"	Eng.IRON HORSE C & D	A	0.6	B-4	3210	
Rotovac 18"	Eng.B&S	A	0.6	BR6S	3522	
Rotovac 18"	Eng.TECUMSEH	A	0.7	BR6S	3522	
Rotovac 18"	Eng.IRON HORSE F	A	0.9	BMR4A	5728	
Turbo Cut	Eng.B&S	A	0.7	BR6S	3522	

KINGO'LAWN

Mark II		C	0.6	BMR6A	7421	
---------	--	---	-----	-------	------	--

KIPOR

IG 1000	1-cyl., 1.3hp, Air cooled	D	0.7	CR6HSA	2983	
IG 2000	1-cyl., 2.2hp, Air cooled	D	0.7	CR6HSA	2983	
IG 3000 / IG 3000E	1-cyl., 4.0hp, Air cooled	D	0.9	BPR6ES	7822	
IG 6000 / IG 6000E	1-cyl., 7.7hp, Air cooled	D	0.9	BPR6ES	7822	
KGE1000TI	1.3hp	D	0.7	CR6HSA	2983	
KGE2000TI	2.2hp	D	0.7	CR6HSA	2983	
KGE 2400X / KGE 3000TI	1-cyl., 4.0hp, Air cooled	D	0.9	BPR6ES	7822	
KGE 5500E	1-cyl., 7.7hp, Air cooled	D	0.9	BPR6ES	7822	

KOMATSU

FG Series		E	0.6	B5ES	6410	
-----------	--	---	-----	------	------	--

KOMATSU - ZENOAH

G300AV / G300AVS / G300T / G300TS / G320AV / G320AVS / G380AV / G380AVS		C	0.6	BPM6A	7021	
G400AVS / G450AVS / G560AV / G560AVS / G561AVS / G561AVSH / G620AV / G620AVS		C	0.6	BPMR6A	6726	
G621AVS / G621AVSH		C	0.6	BPM7A	7321	

KREIS

J1-110AV / J1-170AV		C	0.6	BPM7A	7321	
MS-107		C	0.7	B7S	3710	

KUBOTA

A 1000 / A 1200 / A 1400	Eng.KUBOTA GS 130	D	0.6	BP4HS	3611	
A 1500 / A 1800	Eng.KUBOTA GN 1850	D	1.0	BP4HS-10	5011	
A 2000 / A 2100	Eng.KUBOTA GN 2500	D	1.0	BP4HS-10	5011	
A 2400	Eng.KUBOTA GS 280	D	0.6	BP4HS	3611	
A 2500 / A 3000	Eng.KUBOTA GN 2500	D	1.0	BP4HS-10	5011	
A 3050	Eng.KUBOTA GS 280	D	0.6	BP4HS	3611	
A 350	Eng.KUBOTA GN 550	D	0.6	BM4A	5628	
A 3500	Eng.KUBOTA GS 280	D	0.6	BP4HS	3611	
A 400 / A 500	Eng.KUBOTA GN 550	D	0.6	BM4A	5628	
A 650	Eng.KUBOTA GS 130	D	1.0	BP4HS-10	5011	
A 800	Eng.KUBOTA GS 130	D	0.6	BP4HS	3611	
AE 1100 / AE 1500	Eng.KUBOTA GS 130	D	0.6	BPR4HS	7823	
AE 2200	Eng.KUBOTA GS 200	D	0.6	BPR4HS	7823	
AE 3200 / AE 3500	Eng.KUBOTA GS 280	D	0.6	BPR4HS	7823	
AE 4500	Eng.KUBOTA GH 280	D	0.6	BPR6HS	7022	Q214
AE 5500 / AE 6500	Eng.KUBOTA GH 400	D	1.0	BPR4HS-10	5024	





Stock No.

Quick No.

KUBOTA

AT 25	Eng.KUBOTA GS 90V	E	0.7	BR4HS	3322	
AT 55	Eng.KUBOTA GA 200	E	0.7	BR4HS	3322	
AT 70 S	Eng.KUBOTA GS 280	E	0.7	BR4HS	3322	
AV 1600	Eng.KUBOTA GH 120	D	0.6	BPR6HS	7022	Q214
AV 2500	Eng.KUBOTA GH 170	D	0.6	BPR6HS	7022	Q214
AV 3800	Eng.KUBOTA GH 250	D	0.6	BPR6HS	7022	Q214
AV 4500	Eng.KUBOTA GH 280	D	0.6	BPR6HS	7022	Q214
AV 5500	Eng.KUBOTA GH 400	D	1.0	BPR4HS-10	5024	
AV 650	Eng.KUBOTA GS 90	D	0.7	BMR4A	5728	
AV 6500	Eng.KUBOTA GH 400	D	1.0	BPR4HS-10	5024	
FRT 50	Eng.KUBOTA GS 200	E	0.7	B-4H	4110	
FRT 70	Eng.KUBOTA GS 280	E	0.7	B-4H	4110	
GH 150 V-L-T		A	0.8	BR5ES	4722	
GZ 410	2000→	E	0.7	BKR4E-11	5424	
H1302	Eng.KUBOTA GS 200	E	1.0	BP4HS-10	5011	
HE 20	Eng.KUBOTA GN 100	E	0.6	B-4H	4110	
HE 22 A	Eng.KUBOTA GS 120	E	1.0	BP4HS-10	5011	
HE 30	Eng.KUBOTA GN 145	E	1.0	B-4H-10	4010	
HE 50	Eng.KUBOTA GN 185	E	1.0	B-4H-10	4010	
HF 20	Eng.KUBOTA GS 130	E	0.6	BP6HS	4511	
HF 32	Eng.KUBOTA GS 150	E	1.0	BP4HS-10	5011	
HF 52	Eng.KUBOTA GS 170	E	1.0	BP4HS-10	5011	
HH 400	Eng.KUBOTA GN 185	E	1.0	B-4H-10	4010	
HH 500	Eng.KUBOTA GN 250	E	0.6	B-4H	4110	
HI 302	Eng.KUBOTA GS 200	E	1.0	BP4HS-10	5011	
HS5 / HS6	Eng.KUBOTA GS 230-2Mi	E	1.0	BPR4HS-10	5024	
NA 1500 / NA 1900	Eng.KUBOTA GS 200	E	0.7	BPR4HS	7823	
NA 2000	Eng.KUBOTA GS 280	E	0.7	BPR4HS	7823	
NA 2200	Eng.KUBOTA GS 200	E	0.7	BPR4HS	7823	
NA 2400 / NA 2500 / NA 2600 / NA 3000 / NA 3050 / NA 3200 / NA 3500	Eng.KUBOTA GS 280	E	0.7	BPR4HS	7823	
NA 400 / NA 500 / NA 510 / NA 600	Eng.KUBOTA GS 90	E	0.7	BMR4A	5728	
NX 250	Eng.KUBOTA GN 250	E	0.6	B-4H	4110	
NX 350	Eng.KUBOTA G 2900	E	1.0	B-4H-10	4010	
RH 400	Eng.KUBOTA GS 230	E	1.0	BP4HS-10	5011	
RH 500	Eng.KUBOTA GS 280	E	1.0	BP4HS-10	5011	
T1400H		A	0.7	BPR6HS	7022	Q214
T 150	Eng.KUBOTA GS 130	E	1.0	BP4HS-10	5011	
T 2	Eng.KUBOTA GN 100	E	0.6	B-4H	4110	
T 250	Eng.KUBOTA GS 130	E	1.0	BP4HS-10	5011	
T 3	Eng.KUBOTA GN 145	E	1.0	B-4H-10	4010	
T 350	Eng.KUBOTA GS 130	E	1.0	BP4HS-10	5011	
T 4	Eng.KUBOTA GN 145	E	1.0	B-4H-10	4010	
T 400	Eng.KUBOTA GS160	E	1.0	BP4HS-10	5011	
T 402	Eng.KUBOTA GS 230	E	0.7	B-4H	4110	
T 420	Eng.KUBOTA GN 145	E	1.0	B-4H-10	4010	
T 450	Eng.KUBOTA GS 160	E	1.0	BP4HS-10	5011	
T 5	Eng.KUBOTA GN 250	E	0.6	B-4H	4110	
T 550	Eng.KUBOTA GS 160	E	1.0	BP4HS-10	5011	
T 6	Eng.KUBOTA GN 250	E	0.6	B-4H	4110	
T 602	Eng.KUBOTA GS 280	E	0.7	B-4H	4110	
T 620	Eng.KUBOTA GN 185	E	1.0	B-4H-10	4010	
T 650 / T 7	Eng.KUBOTA GN 250	E	0.6	B-4H	4110	





Stock No.

Quick No.

KUBOTA

T 702	Eng.KUBOTA GS 280	E	0.7	B-4H	4110	
T 720 / T 750	Eng.KUBOTA GN 250	E	0.6	B-4H	4110	
T 850	Eng.KUBOTA GS 280	E	0.7	B-4H	4110	
TF 35	Eng.KUBOTA GS 150	E	1.0	BPR4HS-10	5024	
TF 45 / TF 55	Eng.KUBOTA GS 110	E	1.0	BPR4HS-10	5024	
TG 600	Eng.KUBOTA GH 170	E	0.6	BP6HS	4511	
TG 800-R	Eng.KUBOTA GH 250	E	0.6	BP6HS	4511	
TMA 31	Eng.KUBOTA GS 130	E	1.0	BP4HS-10	5011	
TX 100	Eng.KUBOTA GS 90	E	0.7	BP5HS	4111	
TX 120	Eng.KUBOTA GS 120	E	1.0	BP4HS-10	5011	
TX 300	Eng.KUBOTA GS 150	E	1.0	BP4HS-10	5011	
TX 400	Eng.KUBOTA GS 160	E	1.0	BP4HS-10	5011	
TX 500	Eng.KUBOTA GS 200	E	0.7	B-4H	4110	
TX 600	Eng.KUBOTA GS 230	E	0.7	B-4H	4110	
TX 700	Eng.KUBOTA GS 280	E	0.7	B-4H	4110	
TX 900	Eng.KUBOTA GS 330	E	0.7	B-4H	4110	
W5019 / W5021	1990→	A	0.8	BPR2ES	2264	
WG 750		E	1.1	BKR4E-11	5424	
ZG222 / ZG227 / ZG327	Eng.KGZ 770	A	0.7	BPR6HS	7022	Q214

LANCASTER

50 / 50 HL / 50 IL / 60 HL		C	0.6	BMR6A	7421	
200 A / 325 / 350 / 350 A / 350 B / 400 B / 400 S / 425 / 440 / 447 / 450		C	0.8	BR6S	3522	
500		C	0.7	B-4L	3112	
540 / 547 / 550		C	0.8	BR6S	3522	
555		C	0.6	BMR6A	7421	
558		C	0.8	BR6S	3522	
560		C	0.6	BMR6A	7421	
600HL		C	0.6	BMR6A	7421	
600		C	0.7	B-4L	3112	
645 / 650 / 655 / 658 / 670		C	0.8	BR6S	3522	
700HL		C	0.6	BMR6A	7421	
3550		C	0.8	B6S	3510	Q302
Eight-20		C	0.8	BR7HS	4737	Q211
Mini-12 / Mini Auto		C	0.6	BMR6A	7421	
Six-10		C	0.8	BR7HS	4737	Q211
SLA / SLA 20		C	0.6	BMR6A	7421	








LANDMASTER

Stoic, Saturn	Eng.B&S	A	0.7	BR2-LM	5798	Q310
---------------	---------	---	-----	--------	------	------

LANDONI

110		C	0.6	BR7HS	4737	Q211
L40		C	0.6	BMR6A	7421	
L48 E / L48 S		C	0.6	BPMR6A	6726	
L75		C	0.6	BMR6F	2144	
L771 E / L771 S / L772 E / L772 L / L772 S		C	0.6	BPMR6A	6726	
L773		C	0.6	BMR6F	2144	
L98		C	0.6	BR7HS	4737	Q211
LF30 CF / LF30 CL / LF30 ST		B	0.7	BPMR7A	4626	
LF36S		C	0.6	BPM6A	7021	
LF36 ST / LF38 S		B	0.7	BPMR7A	4626	



      						
LAWN-BOY						
10 630 / 10 632	Eng.B&S, 140ccm	A	0.5	BKR5ES	2460	
10 682 / 10 683 / 10 684 / 10 685 / 10 686 / 10 687	Eng.TECUMSEH, 195ccm	A	0.7	BR2-LM	5798	Q310
10 780 / 10 785	Eng.TECUMSEH, 195ccm	A	0.7	BR2-LM	5798	Q310
10 694 / 10 695 / 10 696 / 10 697	Eng.HONDA GCV 160, 160ccm, 1-cyl., 5.0hp	A	0.8	BPR6ES	7822	
10 795 / 10 796 / 10 797	Eng.HONDA GCV 160, 160ccm, 1-cyl., 5.0hp	A	0.8	BPR6ES	7822	
4535 / 4535 CT / 8290		A	0.7	BR6S	3522	
22270	Eng.HONDA GSV 190, 187ccm, 1-cyl., 6.5hp	A	0.9	BPR5ES-11	4424	
Gold	127ccm	B	0.7	BR6S	3522	
GoldPro Series		A	0.7	BPMP6A	6726	
Silver	127ccm	B	0.7	BR6S	3522	
Silver Pro Series		A	0.6	BM4A	5628	
Silver Series		A	0.7	BR2-LM	5798	Q310
Silver - Series	127ccm	B	0.9	BR6S	3522	
Zero-Turn Z210 / Zero-Turn Z230	Eng.B&S Intek	A	0.8	BKR5E	7938	
Zero-Turn Z320 / Zero-Turn Z340 / Zero-Turn Z350	Eng.HONDA GXV 530, 530ccm, 2-cyl.	A	0.8	BPR5ES	7422	
LAWNMASTER						
18" Rotary 92900	Eng.B&S, 3.5hp	A	0.8	B6S	3510	Q302
19 Rotary"	Eng.B&S, 3.5hp	A	0.6	BMR6A	7421	
19 Rotary"	Eng.B&S 400 60102, 2.0hp	A	0.7	B6S	3510	Q302
19 Rotary"	Eng.B&S 500 80202, 3.0hp	A	0.7	B6S	3510	Q302
19" Rotary	Eng.IRON HORSE F Serie 480.2F	A	0.7	BMR4A	5728	
19 Rotary"	Eng.B&S 480, 3.5hp	A	0.7	BMR6A	7421	
19 Rotary"	Eng.B&S 480.4 110900	A	0.7	BMR6A	7421	
19 Rotary"	Eng.B&S 350 60102, 2.0hp	A	0.8	B6S	3510	Q302
19" Rotary 500 Contractor	Eng.KAWASAKI KF 34D	A	0.8	B6S	3510	Q302
500 Golf	Eng.TECUMSEH TSV 661, 3.5hp, 2-ventils.	A	0.8	B6S	3510	Q302
500 Golf	Eng.B&S 100202, 4.0hp	A	0.8	B6S	3510	Q302
500 Golf 600	Eng.KAWASAKI 34D, 3.5hp	A	0.8	B6S	3510	Q302
V.I.C. Spezial	Eng.B&S, 3.5hp	A	0.6	BMR6A	7421	
LEHR						
ST025 CS / ST025 DC / ST025 DS Propane / ST025 SS		B	0.6	CMR6A	1223	
LESCO						
LCS4500 / LCS5100		C	0.8	BPMP7A	4626	
LHD 2400		B	0.7	BPMP7A	4626	
LHE 2475		B	0.6	BPMP6A	6726	
LST 2600		B	0.7	BPMP7A	4626	
LIFT DYNAMICS						
Scorpion	Eng.FORD, 300ccm	F	0.8	WR5	2438	
LINK						
Flail Mower	Eng.FUJI-ROBIN, 24in.	A	0.7	BR6HS	4200	Q209
LITTLE WONDER						
2216 DE / 2224 DE / 2230 DE / 2230 SE / 2242 SE		E	0.6	BPM6A	7021	
9005 P / 9008 IC / 9008 P		E	0.5	B2-LM	1147	
9333 / 9444 E		E	0.6	BPM7A	7321	



Stock No.

Quick No.

LLOYD

Ariel / Paladin / Pennsylvania

Eng.HONDA

A

0.7

BR6HS

4200

Q209

LOMBARD

3 / 3.5 / 30 / 3-1 / 3-2 / 3A / 5 / 5.5A / 5A / 34 / 35 / 36 / 37 / 68 / 69 / 70

C

0.6

BMR6A

7421

648 / 650 / 658

C

0.8

BR6S

3522

660

C

0.6

BMR6A

7421

AL42 / AL42 Automatic / AL51 / AL51 Automatic

C

0.7

BM7A

6521

Auto Super Lightning

C

0.6

BM7A

6521

Comango

C

0.7

BM7A

6521

F54 / L30 / L50 / L55 / L60 / L70 / L80 / L90

C

0.6

BMR6A

7421

Little Lightening Super Deluxe

C

0.8

BPM6A

7021

Pony

C

0.8

BMR6F

2144

Super AL42 / Super AL42 Automatic / Super AL51 / Super AL51 Automatic / Super Comango / Super Comango Automatic

C

0.7

BM7A

6521

Super Deluxe

C

0.8

BPMR7A

4626

LOMELLINA

201 / 201 E / 201 S / 202 / 202 E / 202 S

C

0.6

BM6A

5921

203

C

0.6

BM6F

6221

757

C

0.7

B8HS

5510

Q205

759 / 761

C

0.6

B6HS

4510

Q203

LONCIN

1WG3.4-85FQ-Z

Eng.LONCIN G200F, 5.6hp

E

0.7

BPR7ES

2023

1WG2.0-36FQ-D

Eng.LONCIN LC1P61FA, 3.7hp

E

0.8

BPR7ES

2023

1WG3.4-75FQ-D

Eng.LONCIN LC170F, 6.0hp

E

0.8

BPR7ES

2023

1WG3.6-60FQ-D

Eng.LONCIN LC170F, 6.0hp

E

0.8

BPR7ES

2023

LC100ZB30-5.3Q

Eng.LONCIN LC175F, 7.2hp

E

0.8

BPR7ES

2023

LC1200

Eng.LONCIN LC152F, 1.6hp

D

0.8

BP-4H

3311

LC1800DC

D

0.7

BPR7ES

2023

LC2000i

Eng.LONCIN LC148F, 3.0hp

D

0.7

BPR6HS

7022

Q214

LC2500A / LC2500DC

Eng.LONCIN G200F, 5.6hp

D

0.7

BPR7ES

2023

LC25ZB21-1.2Q / LC25ZB36-1.2Q

Eng.LONCIN LC152F, 1.6hp

E

0.8

BP-4H

3311

LC3000A / LC3000DC

Eng.LONCIN G200F, 5.6hp

D

0.7

BPR7ES

2023

LC3500A / LC3500DC

Eng.LONCIN G210FA, 6.0hp

D

0.7

BPR7ES

2023

LC40ZB21-1.2Q

Eng.LONCIN LC152F, 1.6hp

E

0.8

BP-4H

3311

LC40ZB60-4.5Q / LC40ZB80-4.5Q

Eng.LONCIN G200F, 5.6hp

E

0.7

BPR7ES

2023

LC5000A / LC5000DC

Eng.LONCIN G340F, 9.7hp

D

0.7

BPR7ES

2023

LC50ZB28-4.2Q

Eng.LONCIN LC165F, 5.4hp

E

0.8

BPR7ES

2023

LC50ZB30-4.5Q / LC50ZB60-4.5Q

Eng.LONCIN G200F, 5.6hp

E

0.7

BPR7ES

2023

LC6500A / LC6500DC

Eng.LONCIN G390F, 11.2hp

D

0.7

BPR7ES

2023

LC8000A / LC8000DC

Eng.LONCIN G420F, 12.2hp

D

0.7

BPR7ES

2023

LC80WB30-4.5Q

Eng.LONCIN G200F, 5.6hp

E

0.7

BPR7ES

2023

LC80ZB30-4.2Q

Eng.LONCIN LC170F, 6.0hp

E

0.8

BPR7ES

2023

LC80ZB35-4.5Q

Eng.LONCIN G200F, 5.6hp

E

0.7

BPR7ES

2023

LULL

800

Eng.ONANA NHC

F

0.6

B5ES

6410

1200

Eng.CONTINENTAL Y-112

F

0.6

AB-6

2910

T10G2 / T10G4

F

0.6

B6S

3510

Q302

M.H.F. WORKBULL

202C / 204 / 302 / 304 / 356 / 404 / 1001

F

0.6

AB-6

2910





Stock No.

Quick No.

MAKITA

BHX2500 / BHX2501		E	0.8	CMR6A	1223	
DBC 300 / DBC 301	Eng.MAKITA, 30ccm	B	0.7	BPMR7A	4626	
DCS230T / DCS231T / DCS232T		C	0.7	CMR6A	1223	
DCS-330		C	0.7	BPMR6A	6726	
DCS-330S	Eng.DOLMAR, 33ccm	C	0.5	BPMR6F	1270	
DCS-34	33ccm	C	0.7	BPMR7A	4626	
DCS-340 / DCS-341	Eng.DOLMAR, 33ccm	C	0.5	BPMR6F	1270	
DCS3410TH / DCS3500 / DCS3501		C	0.5	BPMR7A	4626	
DCS-390 / DCS-400 / DCS-401	Eng.DOLMAR, 39ccm	C	0.5	BPMR6F	1270	
DCS4103		C	0.5	BPMR7A	4626	
DCS-430	Eng.DOLMAR, 43ccm	C	0.5	BPMR7A	4626	
DCS4300 / DCS-43001		C	0.5	BPMR7A	4626	
DCS-431	Eng.DOLMAR, 43ccm	C	0.5	BPMR7A	4626	
DCS-460	50ccm	C	0.7	BPMR7A	4626	
DCS461 / DCS4610 / DCS4630 / DCS500 / DCS501 / DCS5030 / DCS5031 / DCS5032		C	0.5	BPMR7A	4626	
DCS-510	50ccm	C	0.7	BPMR7A	4626	
DCS-520	Eng.DOLMAR, 52ccm	C	0.5	BPMR7A	4626	
DCS-52001		C	0.5	BPMR7A	4626	
DCS-5200i / DCS-520i	Eng.DOLMAR, 52ccm	C	0.5	BPMR7A	4626	
DCS5400 / H / DCS-6000		C	0.5	BPMR7A	4626	
DCS-6400 / DCS-6401	64ccm	C	0.7	BPMR7A	4626	
DCS6401 H		C	0.5	BPMR7A	4626	
DCS-6420 / DCS-64200	64ccm	C	0.7	BPMR7A	4626	
DCS-68001		C	0.5	BPMR7A	4626	
DCS-6800 FL / DCS-6800 FW / DCS-6800i	Eng.DOLMAR, 68ccm	C	0.5	BPMR7A	4626	
DCS-7300	64ccm	C	0.7	BPMR7A	4626	
DCS7300 H		C	0.5	BPMR7A	4626	
DCS-7301	64ccm	C	0.7	BPMR7A	4626	
DCS7301 H		C	0.5	BPMR7A	4626	
DCS-7900	64ccm	C	0.7	BPMR7A	4626	
DCS7900 H		C	0.5	BPMR7A	4626	
DCS-7901	64ccm	C	0.7	BPMR7A	4626	
DCS7901 H		C	0.5	BPMR7A	4626	
DCS-9000 / DCS-9000 FL / DCS-9000 FW	Eng.DOLMAR, 90ccm	C	0.5	BPMR7A	4626	
DST 300 / DST 301	Eng.MAKITA, 30ccm	B	0.7	BPMR7A	4626	
EA3100T		C	0.7	BPMR6Y	5256	
EA3200S		C	0.6	CMR6A	1223	
EA3201S35B	32ccm	C	0.6	CMR6A	1223	
EA3202S / EA3203S		C	0.6	CMR6A	1223	
EA3500F		C	0.5	CMR7A-5	4641	
EA3500S		C	0.6	CMR6A	1223	
EA3501F		C	0.5	CMR7A-5	4641	
EA3501S / EA3502S / EA3503S		C	0.6	CMR6A	1223	
EA3600F / EA3601F		C	0.7	BPMR8Y	2218	
EA4300F / EA4301F		C	0.5	CMR7A-5	4641	
EA7300P / EA7900P		C	0.5	BPMR7A	4626	
EB7650TH / EB7650WH		E	0.8	CMR6A	1223	
EB7660TH / EB7660WH		E	0.8	CMR6H	3365	
EBH341L / EBH341U		B	0.8	CMR4A	5474	
EG2250A		D	0.8	BPR6ES	7822	
EG241A	Eng.FUJI-ROBIN EX17D	D	0.7	BR6HS	4200	Q209
EG2850A		D	0.8	BPR6ES	7822	





Stock No.

Quick No.

MAKITA

EG321A / EG321AE	Eng.FUJI-ROBIN EX21D	D	0.7	BR6HS	4200	Q209
EG441A / EG441AE	Eng.FUJI-ROBIN EX30D	D	0.7	BR6HS	4200	Q209
EG4450A / EG5550A		D	0.8	BPR6ES	7822	
EG601A / EG601AE	Eng.FUJI-ROBIN EX35D	D	0.7	BR6HS	4200	Q209
EG6050A		D	0.8	BPR6ES	7822	
EG671A / EG671AE	Eng.FUJI-ROBIN EX40D	D	0.7	BR6HS	4200	Q209
EH5000W		B	0.8	CMR6A	1223	
EH 561	Eng.FUJI-ROBIN, 22ccm	B	0.7	BM7A	6521	
EH6000W / EH7500W		B	0.8	CMR6A	1223	
EH 760	Eng.FUJI-ROBIN, 22ccm	B	0.7	BM7A	6521	
EK6100 / EK6101 / EK7300 / EK7301		E	0.5	BPMR7A	4626	
EK7650H / EK7651H		E	0.5	CMR6H	3365	
EK8100		E	0.5	BPMR7A	4626	
EM2600L / EM2600U		B	0.7	BPMR7A	4626	
EM 2650LH	25ccm	B	0.6	CMR4A	5474	
EM2650LHN		B	0.8	CMR4A	5474	
EM 2650UH	25ccm	B	0.6	CMR4A	5474	
EM2650UHN / EM2651LH / EM2651UH / EM2653LH / EM2653LHC / EM2653LHN / EM2654LH / EM2654LHC		B	0.8	CMR4A	5474	
EM3400L / EM3400U		B	0.7	BPMR7A	4626	
EM4250		B	0.8	CMR6A	1223	
EM 4251		B	0.8	BPM7A	7321	
EM4340 / EM4340L / EM4341 / EM4350LH / EM4350RH / EM4350UH / EM4351UH		B	0.8	CMR6A	1223	
EN4950H / EN4951SH		B	0.8	CMR4A	5474	
EN 5550SH	25ccm	B	0.6	CMR4A	5474	
EN5950SH / EN7350SH / ER2550LH / ER2650LH		B	0.8	CMR4A	5474	
EW1050H / EW1060H / EW120R		E	0.8	CMR6A	1223	
EW220R / EW220ST / EW220TR / EW320R / EW320TR		E	0.7	BR6HS	4200	Q209
EX2650LH / EY2650H		B	0.8	CMR4A	5474	
G 1200R	Eng.FUJI-ROBIN EY 15D, 143ccm	D	0.6	BR6HS	4200	Q209
G1700I		D	0.7	BMR4A	5728	
G 2400R	Eng.FUJI-ROBIN EY 20D, 183ccm	D	0.6	BR6HS	4200	Q209
G 2410R	Eng.FUJI-ROBIN EH 17D, 172ccm	D	0.6	B6HS	4510	Q203
G2800IS		D	0.7	BR6HS	4200	Q209
G 2800 L / G 2800 R		D	0.6	BR6HS	4200	Q209
G3200IS		D	0.7	BR6HS	4200	Q209
G 3200 L		D	0.6	BR6HS	4200	Q209
G 3500R / G 3501R	Eng.FUJI-ROBIN EY 28D, 273ccm	D	0.6	BPR6HS	7022	Q214
G 3510R / G 3511R	Eng.FUJI-ROBIN EH 25D, 251ccm	D	0.6	B6HS	4510	Q203
G4300IS		D	0.7	BR6HS	4200	Q209
G 4300 L		D	0.6	BR6HS	4200	Q209
G 5500R / G 5501R	Eng.FUJI-ROBIN EY 40D, 388ccm	D	0.6	BPR4HS	7823	
G 5710R / G 5711R	Eng.FUJI-ROBIN EH 34D, 388ccm	D	0.6	BR6ES	4922	
RBC 220		B	0.7	BM7A	6521	
RBC 221 / RBC 230	Eng.FUJI-ROBIN, 22ccm	B	0.6	BM7A	6521	
RBC 250		B	0.7	BM7A	6521	
RBC 251 / RBC 252 / RBC 253	Eng.FUJI-ROBIN, 25ccm	B	0.6	BM7A	6521	
RBC 255		B	0.7	BM7A	6521	





Stock No.

Quick No.

MAKITA

RBC 25A	Eng.FUJI-ROBIN, 25ccm	B	0.6	BM7A	6521	
RBC 260 / RBC 261	Eng.FUJI-ROBIN, 25ccm	B	0.6	BPM7A	7321	
RBC 310 / RBC 311	Eng.FUJI-ROBIN, 31ccm	B	0.8	BPM7A	7321	
RBC 321		B	0.7	BM7A	6521	
RBC 411		B	0.8	BPM7A	7321	
RBC 520		B	0.7	BM7A	6521	
RBK 411		B	0.8	BPM7A	7321	
RBL 25A		B	0.7	BM7A	6521	
RST 250	Eng.FUJI-ROBIN, 25ccm	B	0.6	BM7A	6521	

MARK MACHINE

1930 / 1940 / 2130		B	0.7	BMR6F	2144	
2800 / 2840 / 3000M / 3040M / 4000M		B	0.7	BMR6A	7421	

MARUYAMA

BC 200 / BC 200C	20ccm	B	0.6	BPMR6Y	5256	
BC 200C-T		B	0.6	BPM6Y	4562	
BC 201 / BC 201C	20ccm	B	0.6	BPMR6Y	5256	
BC 201C-T		B	0.6	BPM6Y	4562	
BC 2321		B	0.6	BPMR6Y	5256	
BC 260 / BC 260C / BC 260H	25ccm	B	0.6	BPMR6Y	5256	
BC 260T		B	0.6	BPM6Y	4562	
BC 2621 / BC 3021		B	0.6	BPMR6Y	5256	
BC 320 / BC 320C / BC 320H / BC 320T / BC 402		B	0.6	BPM6Y	4562	
BC 402H / BC 402M / BC 420 / BC 4200H	42ccm	B	0.6	BPMR6Y	5256	
BC 420H		B	0.6	BPM6Y	4562	
BC 480M	483ccm	B	0.6	BPMR6Y	5256	
BC 500H	50ccm	B	0.6	BPMR6Y	5256	
BCF 420H		B	0.6	BPM6Y	4562	
BCGX 22	22ccm	B	0.7	CR5HSB	6535	
BCGX 31	31ccm	B	0.7	CR5HSB	6535	
BCX 320	32ccm	B	0.6	BPMR6Y	5256	
BL 471		E	0.6	BPM6Y	4562	
ED 260 / ED 261		B	0.6	BPM6Y	4562	
EHT 2300D	23ccm	B	0.6	BPMR6Y	5256	
EHT 2321D / EHT 2321DSL		B	0.6	BPMR6Y	5256	
EHT 2600D	25ccm	B	0.6	BPMR6Y	5256	
Expert DG 23 / Expert DG 26 / Expert DG 30 / Expert DP23 / Expert DP26 / Expert DP30 / ExpertPro-C / Expert-Pro-THP / Expert-SA		B	0.7	BPMR8Y	2218	
HT 159 / HT 159L	16ccm	B	0.6	BPMR6Y	5256	
HT 210L	21ccm	B	0.6	BM6A	5921	
HT 220	22ccm	B	0.6	BPMR6Y	5256	
HT 230 / HT 2300 / HT 2300D / HT 2300L / HT 230D / HT 230L	23ccm	B	0.6	BPMR6Y	5256	
HT 2321D / HT 2321DLR / HT 2321DR / HT 2321L		B	0.6	BPMR6Y	5256	
HT 242 / HT 242L	24ccm	B	0.6	BPMR6Y	5256	
HT 250 / HT 250L	25ccm	B	0.6	BM6A	5921	
HT 260D	25ccm	B	0.6	BPMR6Y	5256	
HT 3221		B	0.6	BPMR6Y	5256	
M 22 / M 28 / M 28F / M 35 / M 35D / M 35F / M 45 / M 45D / M 45F		B	0.6	BPM6Y	4562	
MC 260 / MC 260 C / MC 260 D / MC 260 E / MC 260 S / MC 261 / MC 321		E	0.6	BPM6Y	4562	
ML 23 H / ML 23 S	23ccm	B	0.6	BPMR6Y	5256	





Stock No.

Quick No.

MARUYAMA

MP 2520E2-B / MS 056 / MS 056 E / MS 056 S / MS 057 / MS 057 E / MS 068

MT 23

23ccm

E

0.6

BPM6Y

4562

B

0.6

BPMR6Y

5256

MASSEY-FERGUSON

10-10		E	0.6	BR2-LM	5798	Q310
26 / 27 / 27L		E	0.6	B6S	3510	Q302
35 Clipper		E	0.6	AB-6	2910	
190 / 190 A		C	0.6	BMR6F	2144	
20-12		E	0.6	BR2-LM	5798	Q310
250		C	0.6	BMR6F	2144	
370 / A AR		C	0.6	BMR6A	7421	
2409	Eng.B&S 196707, 8.5hp	A	0.8	B2-LM	1147	
2411G	Eng.B&S 28B707, 10.5hp	A	0.7	BR2-LM	5798	Q310
2411H	Eng.KOHLER CV 14S, 14.0hp	A	1.0	BKR5ES-11	2382	
2412	Eng.KOHLER CV 12,5S, 12.5hp	A	1.0	BKR5ES-11	2382	
2414H	Eng.KOHLER CV 14S, 14.0hp	A	1.0	BKR5ES-11	2382	
30-13 / 30-15 / 30-17		E	0.6	BCPR5ES	6130	
50 Clipper		E	0.6	AB-6	2910	
60PT / 60SP / 70 / 72 / 80 / 82 / 90 / 92		E	0.6	B6S	3510	Q302
Baler / Clipper S.P.Clipper / Forage		E	0.6	AB-6	2910	
MF1100	Eng.F-320G	E	0.6	AB-6	2910	
MF1200		A	0.8	B-6L	3212	
MF135 Deluxe	Eng.CONTINENTAL Z-145	E	0.6	AB-6	2910	
MF135 Special	Eng.CONTINENTAL Z-134	E	0.6	AB-6	2910	
MF135 Vineyard	Eng.CONTINENTAL Z-145	E	0.6	AB-6	2910	
MF1450		A	0.8	B-6L	3212	
MF150	Eng.CONTINENTAL Z-145	E	0.6	AB-6	2910	
MF165	Eng.CONTINENTAL Z-176	E	0.6	AB-6	2910	
MF165	Eng.PERKINS AG4-212	E	0.6	B6S	3510	Q302
MF1650		A	0.8	B-6L	3212	
MF175	Eng.CONTINENTAL G-206	E	0.6	AB-6	2910	
MF180	Eng.CONTINENTAL G8-206	E	0.6	AB-6	2910	
MF225	Eng.PERKINS AG4-212	E	0.6	B6S	3510	Q302
MF230 / MF235 / MF245	Eng.CONTINENTAL Z-145	E	0.6	AB-6	2910	
MF265	Eng.PERKINS AG4-236	E	0.6	B6S	3510	Q302
MF3000 S.P.		E	0.6	B6ES	7310	
MF35		E	0.6	AB-6	2910	
MF410 S.P.	Eng.CHEVY 292, 1975→	E	0.6	BR6FS	4323	
MF410 S.P.	Eng.CHEVY 292, 1970→1974	E	0.9	BPR6FS	2623	
MF50		E	0.6	AB-6	2910	
MF510 S.P.	Eng.CHEVY 327	E	0.6	B6S	3510	Q302
MF510 S.P.	Eng.CHEVY 350, 1975→1973	E	0.9	BR5FS	4123	
MF65		E	0.6	AB-6	2910	
MF85		A	0.8	BMR6A	7421	
MF88 / MF90		E	0.6	AB-6	2910	
S.P.92 Super		E	0.6	B6S	3510	Q302
S.P.Cornpicker / Swather / TE20 / TEA20 / TO20 / TO30 / TO35 / Windrower		E	0.6	AB-6	2910	
ZT1438	Eng.KOHLER CV 14S, 14.0hp	A	1.0	BKR5ES-11	2382	
ZT1644	Eng.KOHLER, 16.0hp	A	0.7	BKR5ES	2460	
ZT1850	Eng.B&S, 18.0hp	A	0.7	BKR5ES	2460	





Stock No.

Quick No.

MATELEST

MAT-101-10 / MAT-101-12 / MAT-106 / MAT-EX

C

0.6

BMR6A

7421

MEAD

Model MM

F

0.6

B6S

3510

Q302

Speed Cat

F

0.6

AB-6

2910

MECCANICA BENASSI

F 170 H

Eng.HONDA GCV 135,
135ccm, 1-cyl., 4.5hp

A

0.7

BPR6ES

7822

MB 500 / MF 220 / MF 225

Eng.HONDA GP 160, 1-cyl.,
4.8hp

E

0.8

BPR6ES

7822

MF 225

Eng.HONDA GP 200,
196ccm, 1-cyl., 5.5hp

E

0.8

BPR6ES

7822

MTC 620

Eng.HONDA GX 270,
270ccm, 1-cyl., 8.0hp

E

0.7

BPR6ES

7822

RL 350 / RL 40 / RL 426

Eng.HONDA GP 160, 1-cyl.,
4.8hp

E

0.8

BPR6ES

7822

RL 428

Eng.HONDA GP 200,
196ccm, 1-cyl., 5.5hp

E

0.8

BPR6ES

7822

RL 50 / RT 401

Eng.HONDA GP 160, 1-cyl.,
4.8hp

E

0.8

BPR6ES

7822

MELROE

M440 / M444

F

0.6

B-6L

3212

M500

Eng.WISCONSIN VH4D

F

0.6

AB-6

2910

M500

Eng.KOHLER K 321

F

0.6

B-6L

3212

M500

Eng.KOHLER K 662, 24.0hp

F

0.6

B6S

3510

Q302

M500

Eng.FORD Ind

F

0.6

BP6ES

7811

M500

Eng.KOHLER, 18.0hp, Twin

F

0.6

UR4

6630

M500

Eng.MITSUBISHI 4G32

F

0.7

BPR4ES

7222

MERCURY (Ford/USA)

A460GT / A460PT

Eng.FORD

F

0.6

B-6L

3212

Banty

(Ø 18 mm)

F

0.6

AB-6

2910

Huskie / Super Huskie

F

0.6

B6S

3510

Q302

MIDLAND

FLM60H

Eng.HONDA GX200 K1,
196ccm, 6.5hp

A

0.7

BPR6ES

7822

MIDWEST MOWERS

Wegele 36

Eng.B&S Vanguard, 18.0hp,
V-Twin

A

0.7

BKR5ES

2460

MILLERSTURDI-SAW

MCS-1

Eng.HONDA, 8.0hp

C

0.8

BPR5ES

7422

MCS-1 / MSM

Eng.HONDA, 13.0hp

C

0.8

BPR5ES

7422

MITSUBISHI

FG-10 / FG-15 / FG-20 / FG-25 / FG-30 / FG-35 / FG-40

F

0.7

BPR4ES

7222

G3L / G4L

E

0.6

B6S

3510

Q302

G4L-A

E

0.6

B-4

3210

G5L / G6L

E

0.6

B6S

3510

Q302

G6L-A

E

0.6

B-4

3210

G7L

E

0.6

B6S

3510

Q302

G7L-4

E

0.6

B-4

3210

G8L / GN25

E

0.6

B6S

3510

Q302

Katsura H3 / Katsura H4

E

0.6

B-4

3210

Katsura K10 / Katsura K5 / Katsura K6 / Katsura K8

E

0.6

BP-4

2911





Tool*



Stock No.

Quick No.

MITSUBISHI

Katsura SK10AM		E	0.7	BP4ES	6928	
L 06 P / L 08 / L 1L / L 2L		E	0.6	B-4	3210	
MG 1300-D / MG 2000-D		D	0.6	BM6A	5921	
MG 3000		D	0.6	BR6S	3522	
MG 3000-D		D	0.6	BM6A	5921	
MG 3001		D	0.8	BPR5ES	7422	
MG 650-D		D	0.6	BM6A	5921	
MGA 1200		D	0.7	BPR6HS	7022	Q214
MGA 1800	4.0hp	D	0.9	BPR5ES	7422	
MGA 1801		D	0.7	BPR6HS	7022	Q214
MGA 2900	6.0hp	D	0.9	BPR5ES	7422	
MGA 2901		D	0.7	BPR6HS	7022	Q214
MGC 1101	2.4hp	D	0.6	BPR6HS	7022	Q214
MGE 12000 / MGE 13000 T		D	0.7	BPR6ES	7822	
MGE 1800	4.0hp	D	0.9	BPR5ES	7422	
MGE 1801		D	0.7	BPR6HS	7022	Q214
MGE 200 A	13.0hp	D	0.9	BPR5ES	7422	
MGE 2900	6.0hp	D	0.9	BPR5ES	7422	
MGE 2901		D	0.7	BPR6HS	7022	Q214
MGE 4000	8.0hp	D	0.9	BPR5ES	7422	
MGE 4000 Z		D	0.7	BPR5ES	7422	
MGE 4800	10.0hp	D	0.9	BPR5ES	7422	
MGE 4800 Z		D	0.7	BPR5ES	7422	
MGE 5800	13.0hp	D	0.9	BPR5ES	7422	
MGE 5800 Z		D	0.7	BPR5ES	7422	
MGE 6700	13.0hp	D	0.9	BPR5ES	7422	
MGE 6700 Z		D	0.7	BPR5ES	7422	
MGW 200 A	13.0hp	D	0.9	BPR5ES	7422	
MP 050 / MP 080		E	0.9	BPR5ES	7422	
MP 100 / MP 25 / MP 40 / MP 50 / MP 80		E	0.6	BR4-LM	4133	
MPT 080 / MPT 100		E	0.9	BPR5ES	7422	
N 25 / NE 35K / NE-35K		E	0.6	B6S	3510	Q302
TL 20 / TL 23 / TL 26 / TL 43 / TL 52		B	0.6	BM6A	5921	

MONDIAL

640 / 640AV / 645 / 650 / 655 Cayman / 657 / 665 / 675S		C	0.8	BPMR7A	4626	
---	--	---	-----	--------	------	--

MONO

249		C	0.8	XR5	3332	
25-10 / 25-14		C	0.6	BMR6A	7421	
47 / 67		C	0.8	BR6S	3522	
SL-146 / SL-147		C	0.6	BMR6A	7421	
SL-149		C	0.8	XR5	3332	
SL-245 / SL-247		C	0.6	BMR6A	7421	

MOUNTFIELD

AM 180 / MTL50		B	0.5	BPMR6A	6726	
Multi-trim 16 / Multi-trim 18 / Multi-trim 23 / Multi-trim 24		B	0.6	BMR6A	7421	
Multi-trim 31		B	0.5	BR6HS	4200	Q209
Multi-trim 33 / Multi-trim 40		B	0.6	BMR6A	7421	
Multi-Zrim 33 / Multi-Zrim 40		B	0.5	BMR6A	7421	

MTD

500 / 600 / 700 / 710AS		B	0.6	BPMR6F	1270	
-------------------------	--	---	-----	--------	------	--





Stock No.

Quick No.

MTD

Cub Cadet	Eng.KAWASAKI FG 230D CS 50, 232ccm, 1-cyl.	A	0.6	BP4HS	3611	
Cub Cadet	Eng.KAWASAKI FE 250D, 249ccm, 1-cyl.	A	0.6	BPR5ES	7422	
Cub Cadet	Eng.KOHLER Comand CH 18, 624ccm, 2-cyl.	A	0.7	BKR5E	7938	
Cub Cadet	Eng.B&S Fonte	A	0.7	BR2-LM	5798	Q310
Cub Cadet	Eng.TECUMSEH	A	0.7	BR7ES	5122	
Cub Cadet	Eng.KOHLER Comand CH 19	A	1.1	BKR5E	7938	
Cub Cadet	Eng.KOHLER Comand CH 20, 624ccm, 2-cyl.	A	1.1	BKR5E	7938	
Cub Cadet	Eng.KOHLER Comand CH 21	A	1.1	BKR5E	7938	
Cub Cadet	Eng.KOHLER Comand CH 22	A	1.1	BKR5E	7938	
Cub Cadet	Eng.KOHLER Comand CH 23	A	1.1	BKR5E	7938	
Cub Cadet	Eng.KOHLER Comand CH 24	A	1.1	BKR5E	7938	
Cub Cadet	Eng.KOHLER Comand CH 25	A	1.1	BKR5E	7938	
Cub Cadet	Eng.KOHLER Comand CV 18	A	1.1	BKR5E	7938	
Cub Cadet	Eng.KOHLER Comand CV 19	A	1.1	BKR5E	7938	
Cub Cadet	Eng.KOHLER Comand CV 20	A	1.1	BKR5E	7938	
Cub Cadet	Eng.KOHLER Comand CV 21	A	1.1	BKR5E	7938	
Cub Cadet	Eng.KOHLER Comand CV 22	A	1.1	BKR5E	7938	
Cub Cadet	Eng.KOHLER Comand CV 23	A	1.1	BKR5E	7938	
Cub Cadet	Eng.KOHLER Comand CV 24	A	1.1	BKR5E	7938	
Cub Cadet	Eng.KOHLER Comand CV 25	A	1.1	BKR5E	7938	
Cub Cadet	Eng.B&S Intek	A	1.1	BKR5E	7938	
Cub Cadet	Eng.B&S Vanguard, Europa	A	1.1	BKR5E	7938	
Cub Cadet	Eng.KOHLER Comand CH 11, 398ccm, 1-cyl.	A	1.1	BKR5E-11	6953	
Cub Cadet	Eng.KOHLER Comand CH 12	A	1.1	BKR5E-11	6953	
Cub Cadet	Eng.KOHLER Comand CH 13	A	1.1	BKR5E-11	6953	
Cub Cadet	Eng.KOHLER Comand CH 14	A	1.1	BKR5E-11	6953	
Cub Cadet	Eng.KOHLER Comand CH 15	A	1.1	BKR5E-11	6953	
Cub Cadet	Eng.KOHLER Comand CH 16	A	1.1	BKR5E-11	6953	
Cub Cadet	Eng.KOHLER Comand CV 11	A	1.1	BKR5E-11	6953	
Cub Cadet	Eng.KOHLER Comand CV 12	A	1.1	BKR5E-11	6953	
Cub Cadet	Eng.KOHLER Comand CV 13	A	1.1	BKR5E-11	6953	
Cub Cadet	Eng.KOHLER Comand CV 14	A	1.1	BKR5E-11	6953	
Cub Cadet	Eng.KOHLER Comand CV 15	A	1.1	BKR5E-11	6953	
Cub Cadet	Eng.KOHLER Comand CV 16	A	1.1	BKR5E-11	6953	
Cub Cadet	Eng.B&S Standard/IC	A	1.1	BR2-LM	5798	Q310
Gold 11A-B22Q704 / Gold 12AVD32Q704	Eng.HONDA, 160ccm	A	0.8	BPR5ES	7422	
Gold 13AP925P004	Eng.KOHLER Courage, 2-cyl., 23.0hp	A	0.7	BKR5ES	2460	
Gold 13AX795S004 / Gold 13AX795T004	Eng.KOHLER Courage, 1-cyl., 20.0hp	A	0.7	BKR5ES	2460	
Gold 13AX915T004	Eng.KOHLER Courage, 2-cyl., 22.0hp	A	0.7	BKR5ES	2460	
Gold 17AF2ACK004RZT	Eng.KOHLER Courage, 26.0hp, V2	A	0.7	BKR5ES	2460	
Gold 17AF2ACP004RZT	Eng.KOHLER Courage, 25.0hp, V2	A	0.7	BKR5ES	2460	
Gold 17AF2ACS004RZT	Eng.KOHLER Courage, 2-cyl., 22.0hp	A	0.7	BKR5ES	2460	
Gutbrod	Eng.KAWASAKI FG 230D CS 50, 232ccm, 1-cyl.	A	0.6	BP4HS	3611	
Gutbrod	Eng.KAWASAKI FE 250D, 249ccm, 1-cyl.	A	0.6	BPR5ES	7422	





Tool*



Stock No.

Quick No.

MTD

Gutbrod	Eng.KOHLER Comand CH 18, 624ccm, 2-cyl.	A	0.7	BKR5E	7938	
Gutbrod	Eng.B&S Fonte	A	0.7	BR2-LM	5798	Q310
Gutbrod	Eng.TECUMSEH	A	0.7	BR7ES	5122	
Gutbrod	Eng.KOHLER Comand CH 19	A	1.1	BKR5E	7938	
Gutbrod	Eng.KOHLER Comand CH 20, 624ccm, 2-cyl.	A	1.1	BKR5E	7938	
Gutbrod	Eng.KOHLER Comand CH 21	A	1.1	BKR5E	7938	
Gutbrod	Eng.KOHLER Comand CH 22	A	1.1	BKR5E	7938	
Gutbrod	Eng.KOHLER Comand CH 23	A	1.1	BKR5E	7938	
Gutbrod	Eng.KOHLER Comand CH 24	A	1.1	BKR5E	7938	
Gutbrod	Eng.KOHLER Comand CH 25	A	1.1	BKR5E	7938	
Gutbrod	Eng.KOHLER Comand CV 18	A	1.1	BKR5E	7938	
Gutbrod	Eng.KOHLER Comand CV 19	A	1.1	BKR5E	7938	
Gutbrod	Eng.KOHLER Comand CV 20	A	1.1	BKR5E	7938	
Gutbrod	Eng.KOHLER Comand CV 21	A	1.1	BKR5E	7938	
Gutbrod	Eng.KOHLER Comand CV 22	A	1.1	BKR5E	7938	
Gutbrod	Eng.KOHLER Comand CV 23	A	1.1	BKR5E	7938	
Gutbrod	Eng.KOHLER Comand CV 24	A	1.1	BKR5E	7938	
Gutbrod	Eng.KOHLER Comand CV 25	A	1.1	BKR5E	7938	
Gutbrod	Eng.B&S Intek	A	1.1	BKR5E	7938	
Gutbrod	Eng.B&S Vanguard, Europa	A	1.1	BKR5E	7938	
Gutbrod	Eng.KOHLER Comand CH 11, 398ccm, 1-cyl.	A	1.1	BKR5E-11	6953	
Gutbrod	Eng.KOHLER Comand CH 12	A	1.1	BKR5E-11	6953	
Gutbrod	Eng.KOHLER Comand CH 13	A	1.1	BKR5E-11	6953	
Gutbrod	Eng.KOHLER Comand CH 14	A	1.1	BKR5E-11	6953	
Gutbrod	Eng.KOHLER Comand CH 15	A	1.1	BKR5E-11	6953	
Gutbrod	Eng.KOHLER Comand CH 16	A	1.1	BKR5E-11	6953	
Gutbrod	Eng.KOHLER Comand CV 11	A	1.1	BKR5E-11	6953	
Gutbrod	Eng.KOHLER Comand CV 12	A	1.1	BKR5E-11	6953	
Gutbrod	Eng.KOHLER Comand CV 13	A	1.1	BKR5E-11	6953	
Gutbrod	Eng.KOHLER Comand CV 14	A	1.1	BKR5E-11	6953	
Gutbrod	Eng.KOHLER Comand CV 15	A	1.1	BKR5E-11	6953	
Gutbrod	Eng.KOHLER Comand CV 16	A	1.1	BKR5E-11	6953	
Gutbrod	Eng.B&S Standard/IC	A	1.1	BR2-LM	5798	Q310
Pro 12AKC31E095	Eng.KOHLER, 149ccm	A	0.7	DCPR6E	3481	
White	Eng.KAWASAKI FG 230D CS 50, 232ccm, 1-cyl.	A	0.6	BP4HS	3611	
White	Eng.KAWASAKI FE 250D, 249ccm, 1-cyl.	A	0.6	BPR5ES	7422	
White	Eng.KOHLER Comand CH 18, 624ccm, 2-cyl.	A	0.7	BKR5E	7938	
White	Eng.B&S Fonte	A	0.7	BR2-LM	5798	Q310
White	Eng.TECUMSEH	A	0.7	BR7ES	5122	
White	Eng.KOHLER Comand CH 19	A	1.1	BKR5E	7938	
White	Eng.KOHLER Comand CH 20, 624ccm, 2-cyl.	A	1.1	BKR5E	7938	
White	Eng.KOHLER Comand CH 21	A	1.1	BKR5E	7938	
White	Eng.KOHLER Comand CH 22	A	1.1	BKR5E	7938	
White	Eng.KOHLER Comand CH 23	A	1.1	BKR5E	7938	
White	Eng.KOHLER Comand CH 24	A	1.1	BKR5E	7938	
White	Eng.KOHLER Comand CH 25	A	1.1	BKR5E	7938	
White	Eng.KOHLER Comand CV 18	A	1.1	BKR5E	7938	
White	Eng.KOHLER Comand CV 19	A	1.1	BKR5E	7938	





Stock No.

Quick No.

MTD

White	Eng.KOHLER Comand CV 20	A	1.1	BKR5E	7938	
White	Eng.KOHLER Comand CV 21	A	1.1	BKR5E	7938	
White	Eng.KOHLER Comand CV 22	A	1.1	BKR5E	7938	
White	Eng.KOHLER Comand CV 23	A	1.1	BKR5E	7938	
White	Eng.KOHLER Comand CV 24	A	1.1	BKR5E	7938	
White	Eng.KOHLER Comand CV 25	A	1.1	BKR5E	7938	
White	Eng.B&S Intek	A	1.1	BKR5E	7938	
White	Eng.B&S Vanguard, Europa	A	1.1	BKR5E	7938	
White	Eng.KOHLER Comand CH 11, 398ccm, 1-cyl.	A	1.1	BKR5E-11	6953	
White	Eng.KOHLER Comand CH 12	A	1.1	BKR5E-11	6953	
White	Eng.KOHLER Comand CH 13	A	1.1	BKR5E-11	6953	
White	Eng.KOHLER Comand CH 14	A	1.1	BKR5E-11	6953	
White	Eng.KOHLER Comand CH 15	A	1.1	BKR5E-11	6953	
White	Eng.KOHLER Comand CH 16	A	1.1	BKR5E-11	6953	
White	Eng.KOHLER Comand CV 11	A	1.1	BKR5E-11	6953	
White	Eng.KOHLER Comand CV 12	A	1.1	BKR5E-11	6953	
White	Eng.KOHLER Comand CV 13	A	1.1	BKR5E-11	6953	
White	Eng.KOHLER Comand CV 14	A	1.1	BKR5E-11	6953	
White	Eng.KOHLER Comand CV 15	A	1.1	BKR5E-11	6953	
White	Eng.KOHLER Comand CV 16	A	1.1	BKR5E-11	6953	
White	Eng.B&S Standard/IC	A	1.1	BR2-LM	5798	Q310
Yard Machines	Eng.KAWASAKI FG 230D CS 50, 232ccm, 1-cyl.	A	0.6	BP4HS	3611	
Yard Machines	Eng.KAWASAKI FE 250D, 249ccm, 1-cyl.	A	0.6	BPR5ES	7422	
Yard Machines	Eng.KOHLER Comand CH 18, 624ccm, 2-cyl.	A	0.7	BKR5E	7938	
Yard Machines	Eng.B&S Fonte	A	0.7	BR2-LM	5798	Q310
Yard Machines	Eng.TECUMSEH	A	0.7	BR7ES	5122	
Yard Machines	Eng.KOHLER Comand CH 19	A	1.1	BKR5E	7938	
Yard Machines	Eng.KOHLER Comand CH 20, 624ccm, 2-cyl.	A	1.1	BKR5E	7938	
Yard Machines	Eng.KOHLER Comand CH 21	A	1.1	BKR5E	7938	
Yard Machines	Eng.KOHLER Comand CH 22	A	1.1	BKR5E	7938	
Yard Machines	Eng.KOHLER Comand CH 23	A	1.1	BKR5E	7938	
Yard Machines	Eng.KOHLER Comand CH 24	A	1.1	BKR5E	7938	
Yard Machines	Eng.KOHLER Comand CH 25	A	1.1	BKR5E	7938	
Yard Machines	Eng.KOHLER Comand CV 18	A	1.1	BKR5E	7938	
Yard Machines	Eng.KOHLER Comand CV 19	A	1.1	BKR5E	7938	
Yard Machines	Eng.KOHLER Comand CV 20	A	1.1	BKR5E	7938	
Yard Machines	Eng.KOHLER Comand CV 21	A	1.1	BKR5E	7938	
Yard Machines	Eng.KOHLER Comand CV 22	A	1.1	BKR5E	7938	
Yard Machines	Eng.KOHLER Comand CV 23	A	1.1	BKR5E	7938	
Yard Machines	Eng.KOHLER Comand CV 24	A	1.1	BKR5E	7938	
Yard Machines	Eng.KOHLER Comand CV 25	A	1.1	BKR5E	7938	
Yard Machines	Eng.B&S Intek	A	1.1	BKR5E	7938	
Yard Machines	Eng.B&S Vanguard, Europa	A	1.1	BKR5E	7938	
Yard Machines	Eng.KOHLER Comand CH 11, 398ccm, 1-cyl.	A	1.1	BKR5E-11	6953	
Yard Machines	Eng.KOHLER Comand CH 12	A	1.1	BKR5E-11	6953	
Yard Machines	Eng.KOHLER Comand CH 13	A	1.1	BKR5E-11	6953	
Yard Machines	Eng.KOHLER Comand CH 14	A	1.1	BKR5E-11	6953	
Yard Machines	Eng.KOHLER Comand CH 15	A	1.1	BKR5E-11	6953	
Yard Machines	Eng.KOHLER Comand CH 16	A	1.1	BKR5E-11	6953	





Tool*



Stock No.

Quick No.

MTD

Yard Machines	Eng.KOHLER Comand CV 11	A	1.1	BKR5E-11	6953	
Yard Machines	Eng.KOHLER Comand CV 12	A	1.1	BKR5E-11	6953	
Yard Machines	Eng.KOHLER Comand CV 13	A	1.1	BKR5E-11	6953	
Yard Machines	Eng.KOHLER Comand CV 14	A	1.1	BKR5E-11	6953	
Yard Machines	Eng.KOHLER Comand CV 15	A	1.1	BKR5E-11	6953	
Yard Machines	Eng.KOHLER Comand CV 16	A	1.1	BKR5E-11	6953	
Yard Machines	Eng.B&S Standard/IC	A	1.1	BR2-LM	5798	Q310
Yard Man	Eng.KAWASAKI FG 230D CS 50, 232ccm, 1-cyl.	A	0.6	BP4HS	3611	
Yard Man	Eng.KAWASAKI FE 250D, 249ccm, 1-cyl.	A	0.6	BPR5ES	7422	
Yard Man	Eng.KOHLER Comand CH 18, 624ccm, 2-cyl.	A	0.7	BKR5E	7938	
Yard Man	Eng.B&S Fonte	A	0.7	BR2-LM	5798	Q310
Yard Man	Eng.TECUMSEH	A	0.7	BR7ES	5122	
Yard Man	Eng.KOHLER Comand CH 19	A	1.1	BKR5E	7938	
Yard Man	Eng.KOHLER Comand CH 20, 624ccm, 2-cyl.	A	1.1	BKR5E	7938	
Yard Man	Eng.KOHLER Comand CH 21	A	1.1	BKR5E	7938	
Yard Man	Eng.KOHLER Comand CH 22	A	1.1	BKR5E	7938	
Yard Man	Eng.KOHLER Comand CH 23	A	1.1	BKR5E	7938	
Yard Man	Eng.KOHLER Comand CH 24	A	1.1	BKR5E	7938	
Yard Man	Eng.KOHLER Comand CH 25	A	1.1	BKR5E	7938	
Yard Man	Eng.KOHLER Comand CV 18	A	1.1	BKR5E	7938	
Yard Man	Eng.KOHLER Comand CV 19	A	1.1	BKR5E	7938	
Yard Man	Eng.KOHLER Comand CV 20	A	1.1	BKR5E	7938	
Yard Man	Eng.KOHLER Comand CV 21	A	1.1	BKR5E	7938	
Yard Man	Eng.KOHLER Comand CV 22	A	1.1	BKR5E	7938	
Yard Man	Eng.KOHLER Comand CV 23	A	1.1	BKR5E	7938	
Yard Man	Eng.KOHLER Comand CV 24	A	1.1	BKR5E	7938	
Yard Man	Eng.KOHLER Comand CV 25	A	1.1	BKR5E	7938	
Yard Man	Eng.B&S Intek	A	1.1	BKR5E	7938	
Yard Man	Eng.B&S Vanguard, Europa	A	1.1	BKR5E	7938	
Yard Man	Eng.KOHLER Comand CH 11, 398ccm, 1-cyl.	A	1.1	BKR5E-11	6953	
Yard Man	Eng.KOHLER Comand CH 12	A	1.1	BKR5E-11	6953	
Yard Man	Eng.KOHLER Comand CH 13	A	1.1	BKR5E-11	6953	
Yard Man	Eng.KOHLER Comand CH 14	A	1.1	BKR5E-11	6953	
Yard Man	Eng.KOHLER Comand CH 15	A	1.1	BKR5E-11	6953	
Yard Man	Eng.KOHLER Comand CH 16	A	1.1	BKR5E-11	6953	
Yard Man	Eng.KOHLER Comand CV 11	A	1.1	BKR5E-11	6953	
Yard Man	Eng.KOHLER Comand CV 12	A	1.1	BKR5E-11	6953	
Yard Man	Eng.KOHLER Comand CV 13	A	1.1	BKR5E-11	6953	
Yard Man	Eng.KOHLER Comand CV 14	A	1.1	BKR5E-11	6953	
Yard Man	Eng.KOHLER Comand CV 15	A	1.1	BKR5E-11	6953	
Yard Man	Eng.KOHLER Comand CV 16	A	1.1	BKR5E-11	6953	
Yard Man	Eng.B&S Standard/IC	A	1.1	BR2-LM	5798	Q310




MTDPRO

81 C62 / 81 C73 / ST 23 / ST 26 / ST 35		B	0.7	BPMR7A	4626	
---	--	---	-----	---------------	-------------	--

MURRAY

20102	Eng.B&S, 3.5hp	A	0.7	BR2-LM	5798	Q310
20112X92E0 / 20112X92E1	Eng.B&S, (9J902)	A	0.7	BR2-LM	5798	Q310
22105 / 22506	Eng.B&S, 3.8hp	A	0.7	BR2-LM	5798	Q310



				Tool* 			Stock No.	Quick No.
MURRAY								
224110X92E0	Eng.B&S, (10H902)	A	0.7	BR2-LM	5798	Q310		
224110X92E1	Eng.B&S, (120K02)	A	0.7	BR2-LM	5798	Q310		
225114X92E0	Eng.B&S, (10M902)	A	0.7	BR2-LM	5798	Q310		
225114X92E1	Eng.B&S, (120K02)	A	0.7	BR2-LM	5798	Q310		
NAC								
NX 180 / NX 240 / NX 350		B	0.7	BMR6A	7421			
NAMCO								
CCK / CCKB	Eng.ONANA	F	0.6	B-6L	3212			
NHBV	Eng.ONANA	F	0.6	BR6ES	4922			
NAPCO								
42PG-1000 / 44PG-1000		F	0.6	AB-6	2910			
NATIONAL								
HYDRO 70" TRIPLEX	Eng.B&S Vanguard, (303447), 480ccm, 2-cyl., 16.0hp, Air cooled, Twin-Spark	E	0.8	BKR5E	7938			
Reel Mower	Eng.B&S	A	0.6	B2-LM	1147			
NAUDER								
NAU-10 / NAU-12		C	0.7	BMR6A	7421			
NAUTAC								
011F / 011R / 012R / 012RD / 026R / 026RF / 028Turbo / 030Turbo / 1100 T		B	0.7	BPMR7A	4626			
Country DR02	3.5hp	B	0.7	BR4-LM	4133			
Country DR06	5.0hp	B	0.7	BR2-LM	5798	Q310		
Country DR06S	6.0hp	B	0.7	BR6HS	4200	Q209		
Fainway 435BA	Eng.F & S SB 140 SL	A	0.7	BR2-LM	5798	Q310		
Fainway 435FA / Fainway 435FAE	Eng.TECUMSEH Prisma 37	A	0.7	BR4-LM	4133			
Greenfee 375 / Greenfee 375A	Eng.B&S Sprint 375	A	0.7	BR2-LM	5798	Q310		
Greenfee 500BAD / Greenfee 500BS	Eng.B&S Quantum 50	A	0.7	BR2-LM	5798	Q310		
Greenfee 500KA	Eng.KAWASAKI FC 150, 153ccm, 1-cyl., 5.0hp	A	0.8	BPR6ES	7822			
Greenfee 500S2A	Eng.F & S SB 140 SL	A	0.7	BP5S	3011			
NEW HOLLAND								
GT20A	Eng.KOHLER Command, 20.0hp	A	0.7	BKR5ES	2460			
GT22A	Eng.KOHLER Command, 22.0hp	A	0.7	BKR5ES	2460			
MY16	Eng.KOHLER Command, 16.0hp	A	0.7	BKR5ES	2460			
MY17	Eng.KAWASAKI, 17.0hp, V-Twin	A	0.7	BPMR6A	6726			
MY19	Eng.KAWASAKI, 19.0hp, V-Twin	A	0.6	BCPR6ES	2330			
MZ14H	Eng.B&S, 14.0hp	A	0.7	BKR5ES	2460			
MZ16H	Eng.B&S, 16.0hp	A	0.7	BKR5ES	2460			
MZ18H	Eng.B&S, 18.0hp	A	0.7	BKR5ES	2460			
MZ19H	Eng.KAWASAKI FH 601V, 675ccm, 2-cyl., 19.0hp, V-Twin	A	0.6	BCPR6ES	2330			
NIBBI								
010	Eng.HONDA GX 25, 25ccm, 1-cyl., 0.8hp	E	0.7	CMR5H	7599			
095	Eng.EMAK K 800 HT, 196ccm, 1-cyl., 5.7hp	E	0.8	BPR6ES	7822			



Tool*



Stock No.

Quick No.

NIBBI

102 S	Eng.HONDA GP 160, 1-cyl., 4.8hp	E	0.8	BPR6ES	7822	
102 S	Eng.HONDA GX 160, 163ccm, 1-cyl., 4.8hp	E	0.8	BPR6ES	7822	
102 S	Eng.EMAK K 800 H, 196ccm, 1-cyl., 5.7hp	E	0.8	BPR6ES	7822	
104 S	Eng.EMAK K 800 HC, 196ccm, 1-cyl., 5.7hp	E	0.8	BPR6ES	7822	
115	Eng.EMAK K 800 H, 196ccm, 1-cyl., 5.7hp	E	0.7	BPR6ES	7822	
115	Eng.HONDA GX 160, 163ccm, 1-cyl., 4.0hp	E	0.8	BPR6ES	7822	
BRIK	Eng.EMAK K 700 H, 5.4hp	E	0.8	BPR6ES	7822	
BRIK 1 S	Eng.EMAK K 800 H, 196ccm, 1-cyl., 5.7hp	E	0.7	BPR6ES	7822	
BRIK 1 S	Eng.HONDA GX 160, 163ccm, 1-cyl., 4.8hp	E	0.8	BPR6ES	7822	
BRIK 3	Eng.HONDA GX 200, 196ccm, 1-cyl., 5.8hp	E	0.7	BPR6ES	7822	
BRIK 5 S	Eng.EMAK K 800 H, 196ccm, 1-cyl., 5.7hp	E	0.7	BPR6ES	7822	
BRIK 5 S	Eng.HONDA GX 200, 196ccm, 1-cyl., 5.8hp	E	0.8	BPR6ES	7822	
FC 110	Eng.EMAK K 700 H, 5.4hp	E	0.8	BPR6ES	7822	
FC 120	Eng.EMAK K 800 H, 196ccm, 1-cyl., 5.7hp	E	0.7	BPR6ES	7822	
FC 120	Eng.HONDA GX 160, 163ccm, 1-cyl., 4.8hp	E	0.8	BPR6ES	7822	
FC 20 / FC 30 / KAM 13 S	Eng.HONDA GX 270, 270ccm, 1-cyl., 8.4hp	E	0.7	BPR6ES	7822	
KAM 13 S	Eng.HONDA GX 340, 337ccm, 1-cyl., 10.7hp	E	0.7	BPR6ES	7822	
KAM 5	Eng.HONDA GX 270, 270ccm, 1-cyl., 8.4hp	E	0.7	BPR6ES	7822	
KAM 5	Eng.HONDA GX 340, 337ccm, 1-cyl., 10.7hp	E	0.7	BPR6ES	7822	
KAM 7 S	Eng.EMAK K 800 H, 196ccm, 1-cyl., 5.7hp	E	0.7	BPR6ES	7822	
KAM 7 S	Eng.HONDA GX 200, 196ccm, 1-cyl., 5.8hp	E	0.8	BPR6ES	7822	
MAK 17 S	Eng.HONDA GX 340, 337ccm, 1-cyl., 10.7hp	E	0.7	BPR6ES	7822	
NTR 1750 D	Eng.HONDA GX 160, 163ccm, 1-cyl., 4.8hp	E	0.7	BPR6ES	7822	
NTR 340	Eng.HONDA GCV 160, 160ccm, 1-cyl., 4.4hp	E	0.7	BPR5ES	7422	
NTR 340	Eng.EMAK K 650, 159ccm, 1-cyl., 3.7hp	E	0.8	BPR6ES	7822	
NTR 450	Eng.HONDA GX 160, 163ccm, 1-cyl., 4.8hp	E	1.7	BPR6ES	7822	
NTR 550 / NTR 550 D	Eng.HONDA GX 160, 163ccm, 1-cyl., 4.8hp	E	0.7	BPR6ES	7822	
NTS 65	Eng.HONDA GX 270, 270ccm, 1-cyl., 8.4hp	E	0.7	BPR6ES	7822	
NTS 80	Eng.HONDA GX 340, 337ccm, 1-cyl., 10.7hp	E	0.7	BPR6ES	7822	

NISSAN

A12 / A15		E	0.7	B5ES	6410	
AL-01	Eng.K21, Gasoline	F	0.9	FR2B-D	1598	
AL-02	Eng.K25, Gasoline	F	0.9	FR2B-D	1598	
CL01 / CL02	Eng.K21, LPG	E	0.9	FR2B-D	1598	
CL02	Eng.K25, LPG	E	0.9	FR2B-D	1598	





Stock No.

Quick No.

NISSAN

D11	B Model	F	0.7	B5ES	6410	
D11	Model	F	0.8	BR5ES	4722	
F 03 / F05		F	0.8	B4ES	4129	
FX5	Eng.TB42	F	0.8	B4ES	4129	
GX 1000 / GX 1600		D	0.8	BM6A	5921	
H20	1980→1980, Model	D	0.7	B4ES	4129	
H20	B Model	D	0.7	B5ES	6410	
H20	Model	D	0.7	BR4ES	1097	
H30	1980→1980, Model	E	0.7	B4ES	4129	
H30	B Model	E	0.7	B5ES	6410	
H30		E	0.7	BR4HS	3322	
H30 P		E	0.8	B4ES	4129	
J15	1980→1980	D	0.7	B4ES	4129	
J15		D	0.7	BR4ES	1097	
K01 / K02		E	0.8	B4ES	4129	
LX 35	Eng.K25, LPG	F	0.9	FR2B-D	1598	
MA10		D	0.7	BR4ES	1097	
NF01 / NF02		F	0.8	B4ES	4129	
NHF01 / NHF01 A / NHF01 M / NHF02 / NHF02 A / NHF02 M		F	0.8	BPR2ES	2264	
NK01		E	0.8	B4ES	4129	
NK02		F	0.8	B4ES	4129	
P40	1980→1980	D	0.7	B4ES	4129	
P40		D	0.7	BR4ES	1097	
Z24		F	0.7	B4ES	4129	

NOGMATIC

4CV-ALL		C	0.7	BMR6A	7421	
6CV-All		C	0.7	BPMR6A	6726	
NOG10 / NOG12		C	0.7	BMR6A	7421	

OLEO-MAC

233 / 234		C	0.8	BPMR7A	4626	
240 / 244 / 246 FDL / 250 A / 250 B / 251 A / 251 B / 251 Super E1		C	0.5	BPMR7A	4626	
251TV		C	0.5	BPM6A	7021	
252 / 252 F / 254 / 254 F / 260 Auto		C	0.5	BPMR7A	4626	
260TT		C	0.5	BPM6A	7021	
261TV		C	0.5	BPM6A	7021	
261		C	0.5	BPMR7A	4626	
264 / 264 F / 264 FDLX / 264 TTA		C	0.8	BPMR7A	4626	
271 / 272 / 272 F / 274 TTA / 280 / 281 / 284 / 284 F / 284 TTA / 335 / 340 / 340 F / 350		C	0.5	BPMR7A	4626	
350 A / 350 AF		C	0.5	BPMR6A	6726	
350 S / 355		C	0.5	BPMR7A	4626	
355 A / 355 AF		C	0.5	BPM6A	7021	
355 F		C	0.5	BPMR7A	4626	
433 BP		B	0.7	BPMR7A	4626	
440 BP / 446 BP Ergo / 453 BP Ergo	Eng.EMAK	B	0.7	BPMR7A	4626	
460		C	0.5	BPM6A	7021	
460 AS / 460 S / 480 / 480 AS / 480 S		C	0.5	BPMR7A	4626	
480TT-A		C	0.5	BPM6A	7021	
481TV		C	0.5	BPM6A	7021	
481 / 481 MP		C	0.5	BPMR7A	4626	





Stock No.

Quick No.

OLEO-MAC

482 / 482 MP		C	0.5	BPMR7A	4626	
720		C	0.7	BPMR7A	4626	
721 / 727 / 727 S / 727 T		B	0.7	BPMR7A	4626	
730 S		B	0.5	BPMR7A	4626	
730 T	Eng.EMAK, 31ccm, 1-cyl., 1.4hp	B	0.5	BPMR7A	4626	
733 / 733 S		B	0.7	BPMR7A	4626	
735 S		B	0.5	BPMR7A	4626	
735 T	34ccm, 1-cyl., 1.5hp	B	0.5	BPMR7A	4626	
740 S		B	0.5	BPMR7A	4626	
740 T	Eng.EMAK, 38ccm, 1-cyl., 1.7hp	B	0.5	BPMR7A	4626	
740		B	0.7	BPMR7A	4626	
746 S	Eng.EMAK, 46ccm, 1-cyl., 2.5hp	B	0.5	BPMR7A	4626	
746 T	Eng.EMAK, 46ccm, 2.4hp	B	0.5	BPMR7A	4626	
750 Master / 750 T		B	0.7	BPMR7A	4626	
753 T / 755 Master	Eng.EMAK	B	0.7	BPMR7A	4626	
825 S / 825 T		C	0.7	BPMR7A	4626	
930		C	0.5	BPMR7A	4626	
931		C	0.7	BPMR6A	6726	
932C-30cm 3/8 / 932C-35cm 3/8	Eng.EMAK	C	0.7	BPMR6A	6726	
935 / 935 DF		C	0.5	BPMR7A	4626	
936		C	0.7	BPMR7A	4626	
938		C	0.8	BPMR7A	4626	
940		C	0.5	BPMR7A	4626	
940 S		C	0.5	BPMR7A	4626	
940C-41cm	Eng.EMAK	C	0.7	BPMR6A	6726	
941		C	0.8	BPMR7A	4626	
942		C	0.7	BPMR7A	4626	
945 A / 945 AF		C	0.5	BPMR6A	6726	
945		C	0.5	BPMR7A	4626	
945 DF		C	0.5	BPMR7A	4626	
946		C	0.7	BPMR7A	4626	
947-41cm	Eng.EMAK	C	0.7	BPMR7A	4626	
950 A / 950 AF		C	0.5	BPMR6A	6726	
950		C	0.5	BPMR7A	4626	
950 F / 950 FS		C	0.5	BPMR7A	4626	
951		C	0.7	BPMR7A	4626	
952-46cm	Eng.EMAK	C	0.7	BPMR7A	4626	
956	Eng.EMAK, 57ccm, 1-cyl., 4.2hp	C	0.5	BPMR6A	6726	
962	Eng.EMAK, 62ccm, 4.7hp	C	0.5	BPMR6A	6726	
962-46cm / 962-51 CM	Eng.EMAK	C	0.7	BPMR6A	6726	
963 TTA 12' / 963 TTA 14'	Eng.EMAK	C	0.7	BPMR8Y	2218	
970		C	0.8	BPMR7A	4626	
971 / 980		C	0.7	BPMR7A	4626	
980 Pro	5.5hp	C	0.5	BPMR6A	6726	
981		C	0.7	BPMR7A	4626	
983 TTA 16"		E	0.5	BPMR8Y	2218	
983 TTA 14'	Eng.EMAK	C	0.7	BPMR8Y	2218	
999 / 999 F		C	0.5	BPMR7A	4626	
AM 150	48ccm, 1-cyl., 2.0hp, 2002→	E	0.5	BPMR6A	6726	
AM 150		C	0.5	BPMR7A	4626	





Stock No.

Quick No.

OLEO-MAC

AM 162	Eng.EMAK	E	0.7	BPMR6A	6726	
AM 180	72ccm, 1-cyl., 3.5hp, 2002→	E	0.5	BPMR6A	6726	
AM 180		C	0.5	BPMR7A	4626	
B45 / B45 A / B45 AF / B52 / B52 A / B52 AF		C	0.5	BPMR6A	6726	
B55 / B55 A / B55 AF		C	0.5	BPM6A	7021	
BC 220 S	Eng.EMAK	B	0.7	CMR7H	3066	
BC 220 T / BC 22 S / BC 22 T		B	0.5	CMR7H	3066	
BC 240 D Euro 2	Eng.EMAK	B	0.7	CMR7H	3066	
BC 240 H	Eng.EMAK	C	0.7	CMR7H	3066	
BC 240 HL		B	0.5	CMR7H	3066	
BC 240 S / BC 240 T	Eng.EMAK	B	0.7	CMR7H	3066	
BC 24 S / BC 24 T		B	0.5	CMR7H	3066	
BC 260		B	0.8	CMR5H	7599	
BC 260 4S / BC 260 4T		B	0.7	CMR5H	7599	
BC 270 S / BC 270 T		B	0.5	CMR7A	7543	
BC 280 H	Eng.EMAK	C	0.7	CMR7A	7543	
BC 280 S / BC 280 T	Eng.EMAK	B	0.7	CMR7A	7543	
BC 300 D / BC 300 S / BC 300 T		B	0.5	CMR7A	7543	
BC 320 S / BC 320 T	Eng.EMAK	B	0.7	CMR7A	7543	
BC 350 S / BC 350 T	Eng.EMAK	B	0.7	BPMR7A	4626	
BC 360		B	0.8	CMR5H	7599	
BC 360 4S / BC 360 4T	Eng.EMAK	B	0.7	CMR5H	7599	
BC 380 S / BC 380 T / BC 420 S / BC 420 T	Eng.EMAK	B	0.7	BPMR7A	4626	
BC 430 S		B	0.5	BPMR8Y	2218	
BC 430 T	Eng.EMAK	B	0.7	BPMR7A	4626	
BC 430 TL / BC 530 S / BC 530 T / BC 550 Master		B	0.5	BPMR8Y	2218	
BCF 430	Eng.EMAK	B	0.7	BPMR7A	4626	
Blitz 300 / Blitz 304 / Blitz 400 / Blitz 500 / Blitz 501S / Blitz 502 / Blitz 502 F / Blitz 504 / Blitz 504 F / Blitz 600 / Blitz 600 AV / Blitz 700 / Blitz 702 / Blitz 702 MP / Blitz 800 / Blitz 802 / Blitz 802 MP		C	0.5	BPM6A	7021	
Blitz B54 A / Blitz B54 F		C	0.5	BPMR6A	6726	
BV 162 / BV 270 / BV 270BP / BV 300	Eng.EMAK	E	0.7	BPMR6A	6726	
C 19 20	Eng.EMAK	E	0.6	BPMR6A	6726	
Carpi 245 / Carpi 550 / Carpi 761		C	0.5	BPM6A	7021	
Cheyenne 110H / Cheyenne 92D	Eng.B&S Vanguard, 23.0hp	A	0.9	BKR5E	7938	
CR 340 H	Eng.HONDA GCV 160, 160ccm, 1-cyl.	E	0.7	BPR5ES	7422	
CR 340 K	Eng.EMAK K 650, 159ccm, 1-cyl.	E	0.8	BPR6ES	7822	
CR 450 / CR 560	Eng.HONDA GX 160, 163ccm, 1-cyl., 5.5hp	E	0.7	BPR6ES	7822	
Cutter 3 / Cutter 4 / Cutter 6 / Cutter 7		C	0.5	BPM6A	7021	
DEB 5156 / DEB 516 / DEB 526	Eng.SUBARU EA 190V	B	0.7	BPR7HS	6422	Q215
DEB 56	Eng.HONDA GXV 340, 337ccm, 1-cyl.	B	0.8	BPR5ES	7422	
FAP 40F		C	0.5	BPM6A	7021	
FDX 13/150	Eng.HONDA GX 160, 163ccm, 1-cyl., 5.5hp	E	0.8	BPR5ES	7422	
FDX 18/220	Eng.HONDA GX 390	E	0.8	BPR5ES	7422	
Folux 3 / Folux 4 / Folux 5 / Folux 6 / Folux 7 / Folux 8		C	0.5	BPM6A	7021	
FS 45 TL	Eng.B&S 550 Series	D	0.7	BKR6E	6962	
G44P Essential	Eng.B&S Serie 450E	A	0.7	BR2-LM	5798	Q310
G44PK	Eng.EMAK K 500, 140ccm, 1-cyl.	A	0.8	BKR6E	6962	





Tool*



Stock No.

Quick No.

OLEO-MAC

G 44 PK Comfort Plus	Eng.EMAK K 500, 140ccm, 1-cyl.	A	0.8	BPR6ES	7822	
G44PK Essential	Eng.EMAK K 500, 140ccm, 1-cyl.	A	0.8	BKR6E	6962	
G 44 TK Comfort Plus	Eng.EMAK K 500, 140ccm, 1-cyl.	A	0.8	BPR6ES	7822	
G44TK Essential	Eng.EMAK K 500, 140ccm, 1-cyl.	A	0.8	BKR6E	6962	
G 48 PK Comfort Plus	Eng.EMAK K 500, 140ccm, 1-cyl.	A	0.8	BPR6ES	7822	
G48TB(P) Essential	Eng.B&S Serie 450E	A	0.7	BR2-LM	5798	Q310
G48TBR Allroad Plus4	Eng.B&S 575 EX	A	0.7	BR2-LM	5798	Q310
G48TBX Allroad EXA 4 / G48TBX confort Plus	Eng.B&S 625	A	0.7	BR2-LM	5798	Q310
G 48 TBXE Comfort Plus	Eng.B&S 675	A	0.7	BR2-LM	5798	Q310
G48TH Allroad	Eng.HONDA GCV 135, 135ccm, 1-cyl., 4.5hp	A	0.9	BPR6ES	7822	
G 48 TK Allroad EXA 4 / G48TK Allroad K650	Eng.EMAK K 650, 159ccm, 1-cyl.	A	0.8	BKR6E	6962	
G 48 TK Allroad Plus	Eng.EMAK K 650, 159ccm, 1-cyl.	A	0.8	BPR6ES	7822	
G48TK Allroad Plus4	Eng.EMAK K 650, 159ccm, 1-cyl.	A	0.8	BKR6E	6962	
G 48 TK Comfort Plus	Eng.EMAK K 600, 140ccm, 1-cyl.	A	0.8	BPR6ES	7822	
G48TK Essential	Eng.EMAK K 600, 140ccm, 1-cyl.	A	0.8	BKR6E	6962	
G53TBX Allroad EXA 4	Eng.B&S 650 RS	A	0.7	BR2-LM	5798	Q310
G 53 TBX Allroad Plus4 / G53TBX Confort / G53TBX Confort Plus	Eng.B&S 625	A	0.7	BR2-LM	5798	Q310
G53TH "190KM" Confort	Eng.HONDA GCV 190, 187ccm, 1-cyl.	A	0.8	BKR6E	6962	
G 53 THX Allroad	Eng.HONDA GCV 160, 160ccm, 1-cyl.	A	0.8	BKR6E	6962	
G53THX Allroad EXA 4 / G 53 THX Allroad Plus4	Eng.HONDA, 160ccm	A	0.8	BKR6E	6962	
G 53THX Confort	Eng.HONDA GCV 160, 160ccm, 1-cyl.	A	0.8	BKR6E	6962	
G 53 TK Allroad EXA 4 / G 53 TK Allroad Plus4	Eng.EMAK K 800, 196ccm, 1-cyl.	A	0.8	BKR6E	6962	
G 53 TK Comfort Plus	Eng.EMAK K 650, 159ccm, 1-cyl.	A	0.8	BPR6ES	7822	
G53TK Essential / G53TK K650	Eng.EMAK K 650, 159ccm, 1-cyl.	A	0.8	BKR6E	6962	
G 53VBD Allroad Plus4	Eng.B&S 750	A	0.8	BCP5ES	7496	
G 53 VK Allroad Plus 4	Eng.EMAK K 800, 196ccm, 1-cyl.	A	0.8	BPR6ES	7822	
G55VBX 4en1	Eng.B&S 650 RS	A	0.7	BR2-LM	5798	Q310
GS260-25 cm 1/4 Carving / GS260-25 cm 3/8	Eng.EMAK	C	0.7	BPMR6A	6726	
GS 35 / GS 350		C	0.5	BPMR7A	4626	
GS 350 -3/8"-BCPI 41	Eng.EMAK	C	0.7	BPMR6A	6726	
GS 370-35cm / GS 370-41cm Power sharp 3/8 / GS 410CX-41cm	Eng.EMAK	C	0.7	BPMR7A	4626	
GS 440-41cm	Eng.EMAK	C	0.7	CMR7A	7543	
GS 520-46cm	Eng.EMAK	C	0.7	BPMR7A	4626	
GS 650		C	0.5	BMR7A	4226	
GS 650 TRON. 3/8 51cm / GS 720-51cm / GS 820-64cm	Eng.EMAK	C	0.7	BPMR8Y	2218	
GS 940	Eng.EMAK, 39ccm, 1-cyl., 2.3hp	C	0.6	CMR6A	1223	
GSH 40	Eng.EMAK, 39ccm, 2.3hp	C	0.5	BPMR8Y	2218	
HC 260XP / HC 265XP	Eng.EMAK	C	0.7	BPMR7A	4626	
HC 265 XP		B	0.5	CMR7H	3066	
HC 275XP	Eng.EMAK	C	0.7	BPMR7A	4626	





Tool*



Stock No.

Quick No.

OLEO-MAC

HC 280 XP		B	0.5	CMR7H	3066	
HCS 275XP	Eng.EMAK	C	0.7	BPMR7A	4626	
HCS 280 XP		B	0.5	CMR7H	3066	
HT 26		B	0.7	BPMR7A	4626	
HT 26 S		B	0.5	BPMR7A	4626	
HT27 / HT27L		C	0.7	BPMR7A	4626	
HT 43		B	0.7	BPMR7A	4626	
Krosser 80/12,5T	Eng.B&S Powerbuilt 3125 AVS	A	0.9	BCPR5ES	6130	
Krosser 92/13,5T	Eng.B&S Powerbuilt 3130 AVS	A	0.9	BKR5E	7938	
Krosser 92/15,5T	Eng.B&S Powerbuilt 4155 AVS	A	0.9	BKR5E	7938	
Krosser Plus92 / Krosser Plus92/16H	Eng.KAWASAKI, 16.0hp, V-Twin	A	0.8	BPR4ES	7222	
LUX 55 HXF	Eng.HONDA GXV 160, 163ccm, 1-cyl.	A	0.7	BPR5ES	7422	
LUX 55TBI	Eng.B&S Prim'n Pull 825	A	0.9	BKR5E	7938	
Max44TBX 'PC'	Eng.B&S 625	A	0.7	BR2-LM	5798	Q310
Max44TK Limited Edition	Eng.EMAK K 600, 140ccm, 1-cyl.	A	0.8	BKR6E	6962	
Max48TBX 'PC'	Eng.B&S 650 RS	A	0.7	BR2-LM	5798	Q310
Max 48TBX Allroad Alu.	Eng.B&S	A	0.7	BR2-LM	5798	Q310
Max48TK	Eng.EMAK K 650, 159ccm, 1-cyl.	A	0.8	BKR6E	6962	
MAX 48 TK Allroad Aluminium	Eng.EMAK K 650, 159ccm, 1-cyl.	A	0.8	BPR6ES	7822	
Max 48TK Alu. Allroad	Eng.EMAK K 650, 159ccm, 1-cyl.	A	0.8	BKR6E	6962	
Max53TBDF 'PC'	Eng.B&S 700	A	0.7	BR2-LM	5798	Q310
Max53TBX	Eng.B&S 675	A	0.7	BR2-LM	5798	Q310
Max 53 TH "190KM" Pluscut / Max53 TH190 Allroad Alu.	Eng.HONDA GCV 190, 187ccm, 1-cyl.	A	0.8	BKR6E	6962	
MAX 53 THX Allroad Aluminium	Eng.HONDA GCV 160, 160ccm, 1-cyl.	A	0.7	BPR5ES	7422	
Max53TK	Eng.EMAK K 800, 196ccm, 1-cyl.	A	0.8	BKR6E	6962	
MAX 53 TK Allroad Aluminium / MAX 53 TK Aluminium PRO	Eng.EMAK K 800, 196ccm, 1-cyl.	A	0.8	BPR6ES	7822	
MB 80		E	0.5	BPMR7A	4626	
MB 800	Eng.EMAK	E	0.7	BPMR7A	4626	
MH 130	Eng.HONDA GX 25, 25ccm, 1-cyl.	E	0.7	CMR5H	7599	
MH 175 RK / MH 180 RKS	Eng.EMAK K 800, 196ccm, 1-cyl.	E	0.8	BPR6ES	7822	
MH 180 RPS	Eng.HONDA GP 160, 1-cyl.	E	0.8	BPR6ES	7822	
MH 190 RXS	Eng.HONDA GX 160, 163ccm, 1-cyl., 5.5hp	E	0.7	BPR6ES	7822	
MH 197 RKS	Eng.EMAK K 800, 196ccm, 1-cyl.	E	0.8	BPR6ES	7822	
MH 2	Eng.SUBARU EH 035	E	0.7	BMR6A	7421	
MH 2 PH GX50	Eng.HONDA GX 50	E	0.7	CR5HSB	6535	
MH 3D / MH 3PH	Eng.MITSUBISHI GT 241	E	0.7	BPR6HS	7022	Q214
MH 3 Pro	Eng.MITSUBISHI GT 400	E	0.7	BPR6HS	7022	Q214
MH 4D / MH 4 Pro	Eng.SUBARU EP 16	E	0.7	BR4HS	3322	
MH 506 DX	Eng.HONDA GX 160, 163ccm, 1-cyl., 5.5hp	E	0.8	BPR5ES	7422	
MH 6 Pro	Eng.SUBARU EP 17	E	0.7	BR4HS	3322	
MHA 54	Eng.SUBARU EX 13	E	0.7	BR6HS	4200	Q209





Tool*



Stock No.

Quick No.

OLEO-MAC

MHT 61 F / MHT 61 FLB	Eng.SUBARU EP 17	E	0.7	BR4HS	3322	
MTL 106 / MTL 30		E	0.6	BPM7A	7321	
MTL 40	Eng.EMAK, 38ccm, 1-cyl., 1.7hp	E	0.5	BPMR6A	6726	
MTL 50		E	0.7	BPMR7A	4626	
MTL 51	Eng.EMAK	E	0.7	BPMR6A	6726	
MTL 80		E	0.6	BPM7A	7321	
MTL 81 R		E	0.7	BPMR7A	4626	
MTL 85	Eng.EMAK	E	0.7	BPMR8Y	2218	
MTL 85 R		E	0.5	BPMR7A	4626	
Multimate	Eng.EMAK	E	0.7	BPMR7A	4626	
Olympic 240 / Olympic 244 / Olympic 244 F / Olympic 251 / Olympic 254 / Olympic 254 F / Olympic 261		C	0.5	BPM6A	7021	
OM 101C/16K H / OM 101C 16K H	Eng.EMAK K 1600 AVD, 16.0hp	A	0.9	BKR5E	7938	
OM 106J/15,5H	Eng.B&S Powerbuilt 4155 AVS	A	0.9	BKR5E	7938	
OM 106J/17,5H	Eng.B&S Intek 4175	A	0.9	BKR5E	7938	
OM 106J/24H 4x4	Eng.B&S Vanguard 8240, 24.0hp	A	0.9	BKR5E	7938	
OM 106 S 17,5H	Eng.B&S Intek 4175	A	0.9	BKR5E	7938	
OM 106 S 18H	Eng.B&S Vanguard, 18.0hp, V-Twin	A	0.9	BKR5EZ	7642	
OM 124 S 22H	Eng.B&S Intek 7220, 22.0hp	A	0.9	BKR5EZ	7642	
OM 72C	Eng.EMAK K 1250 AVD	A	0.9	BKR5E	7938	
OM 72C 13 H	Eng.B&S Powerbuilt 3130 AVS, 13.0hp	A	0.9	BKR5E	7938	
OM 84 - 12,5 KH / OM 91 Plus 14,5K H	Eng.EMAK K 1450 AVD, 14.5hp	A	0.9	BKR5E	7938	
OM 92S 13H	Eng.B&S Powerbuilt 3130 AVS, 13.0hp	A	0.9	BKR5E	7938	
OM 92S 16H	Eng.B&S Intek 7160	A	0.9	BKR5E	7938	
OM 98L/14,5 H	Eng.EMAK K 1450 AVD, 14.5hp	A	0.9	BKR5E	7938	
OMB 4	Eng.B&S Serie 550	E	0.8	BKR6E	6962	
OMB 6	Eng.SUBARU EP 17	E	0.7	BR4HS	3322	
OM GS 350 C 3/8"	Eng.EMAK	C	0.7	BPMR6A	6726	
OS 255	Eng.EMAK	E	0.7	BPMR7A	4626	
PP250	Eng.EMAK	C	0.7	BPMR7A	4626	
PP270 / PPX270	Eng.EMAK	C	0.7	CMR7A	7543	
PPX 271		C	0.7	CMR7A	7543	
Rider Mistral	Eng.B&S Powerbuilt 3130 AVS, 13.0hp	A	0.9	BKR5E	7938	
S 100 / S 30 / S 50 / S 80 / SA 18 / SA 30 / SA 30 TL		C	0.5	BPMR7A	4626	
SA 30 TLA	Eng.EMAK, 50ccm, 1-cyl., 2.1hp	E	0.5	BPMR6A	6726	
SA 30 TLA		E	0.5	BPMR7A	4626	
SA 45 / SA 45 TL		C	0.5	BPMR7A	4626	
SC 150	Eng.EMAK	E	0.7	BPMR6A	6726	
SC 21 / SC 23 / SC 33 / SC 55		C	0.5	BPMR7A	4626	
SCA 38	Eng.B&S Serie 550	E	0.8	BKR6E	6962	
SCA 40	Eng.SUBARU EP 16	E	0.7	BR4HS	3322	
SCA 50	Eng.SUBARU EP 17	E	0.7	BR4HS	3322	
SP 126	Eng.EMAK	E	0.7	BPMR7A	4626	
Sparta 25		B	0.5	BPMR7A	4626	
Sparta 250 S / Sparta 250 T / Sparta 250 TR		B	0.5	BMR7A	4226	
Sparta 25 S / Sparta 25 TR		B	0.5	BPMR7A	4626	





Stock No.

Quick No.

OLEO-MAC

Sparta 26		B	0.5	BPMR6A	6726	
Sparta 26 S / Sparta 26 TR		B	0.7	BPMR7A	4626	
Sparta 380 S / Sparta 380 T	Eng.EMAK	B	0.7	BPMR7A	4626	
Sparta 381 S / Sparta 381 T		B	0.5	BPMR7A	4626	
Sparta 42 / Sparta 42 BP / Sparta 44 / Sparta 440 BP	Eng.EMAK	B	0.7	BPMR7A	4626	
Sparta 440 S		B	0.5	BPMR7A	4626	
Sparta 440 T	Eng.EMAK	B	0.7	BPMR7A	4626	
Sparta 441 S / Sparta 441 T		B	0.5	BPMR7A	4626	
SR 50 H60	Eng.HONDA GX 160, 163ccm, 1-cyl., 5.5hp	A	0.7	BPR6ES	7822	
Storm 108/15,5T	Eng.B&S Powerbuilt 4155 AVS	A	0.9	BKR5E	7938	
TDF 51	Eng.KAWASAKI FJ 180V, 179ccm, 1-cyl.	B	0.8	BPR5ES	7422	
TDF 516	Eng.SUBARU EA 190V	B	0.7	BPR7HS	6422	Q215
TDF 60	Eng.KAWASAKI FJ 180V, 179ccm, 1-cyl.	B	0.8	BPR5ES	7422	
Tornado 108/15,5T	Eng.B&S Powerbuilt 4155 AVS	A	0.9	BKR5E	7938	
Tornado 95/11,5T	Eng.B&S Powerbuilt 4155 AVS	A	0.9	BCPR5ES	6130	
Tornado 97/13,5 / Tornado 97/13T	Eng.B&S Powerbuilt 3130 AVS	A	0.9	BKR5E	7938	
Tuareg 4X4 92	Eng.B&S Vanguard, 23.0hp	B	0.8	BKR5E	7938	
Tuareg 92	Eng.B&S Vanguard, 20.0hp	B	0.8	BKR5E	7938	
TV40 / VAP 38 / VAP 385 / VAP 44F / VAP 50 / VAP 55 / VAP 55 F		C	0.5	BPM6A	7021	
WB 55 HR 6,5	Eng.HONDA GX 200, 196ccm, 1-cyl.	B	0.8	BPR5ES	7422	
WB 65 HR11	Eng.HONDA GX 340, 337ccm, 1-cyl.	E	0.7	BPR6ES	7822	
WB 65 HR 8,5	Eng.HONDA GX 270, 270ccm, 1-cyl.	B	0.8	BPR5ES	7422	
WB 80 HR11	Eng.HONDA GX 340, 337ccm, 1-cyl.	E	0.7	BPR6ES	7822	
WB 80 KR	Eng.KOHLER CH 395	B	0.8	BKR5E	7938	
WP 30		E	0.5	BMR7A	4226	
WP 300	Eng.EMAK	D	0.6	BPMR6A	6726	

OLEO-MAC/NIBBI

BRIK 1 K	Eng.EMAK K 800 H, 196ccm, 1-cyl.	E	0.8	BKR6E	6962	
BRIK 3	Eng.HONDA GC 160, 160ccm, 1-cyl.	E	0.9	BPR6ES	7822	
KAM 5F	Eng.KOHLER CH 395	E	0.9	BKR5E	7938	
KAM 5HF	Eng.HONDA GX 270, 270ccm, 1-cyl.	E	0.8	BPR5ES	7422	
KAM 5 Junior	Eng.HONDA GX 200, 196ccm, 1-cyl.	E	0.8	BPR5ES	7422	
MH 130	Eng.HONDA GX 25, 25ccm, 1-cyl.	E	0.7	CMR5H	7599	
MH 150 R	Eng.B&S 550	E	0.8	BKR6E	6962	
MH 150 RK	Eng.EMAK K 700 H	E	0.8	BKR6E	6962	
MH 150 RX	Eng.HONDA GX 120, 118ccm, 1-cyl., 3.5hp	E	0.8	BPR5ES	7422	
MH 180 RK	Eng.EMAK K 700 H	E	0.8	BKR6E	6962	
MH 210 R	Eng.HONDA GX 160, 163ccm, 1-cyl., 5.5hp	E	0.8	BPR5ES	7422	
MH 260 R	Eng.HONDA GX 200, 196ccm, 1-cyl.	E	0.8	BPR5ES	7422	





Stock No.

Quick No.

OLEO-MAC/NIBBI

MZ 2030	Eng.HONDA GX 25, 25ccm, 1-cyl.	E	0.7	CMR5H	7599	
MZ 2050 RK	Eng.EMAK K 800 H, 196ccm, 1-cyl.	E	0.8	BKR6E	6962	
NTR 2250	Eng.HONDA GX 160, 163ccm, 1-cyl., 5.5hp	E	0.8	BPR5ES	7422	
NTR 270	Eng.HONDA GCV 135, 135ccm, 1-cyl., 4.5hp	E	0.8	BPR6ES	7822	
NTR 450	Eng.HONDA GX 120, 118ccm, 1-cyl., 3.5hp	E	0.8	BPR5ES	7422	
NTR 550	Eng.HONDA GX 160, 163ccm, 1-cyl., 5.5hp	E	0.8	BPR5ES	7422	
TN 2700	Eng.B&S 625	E	0.7	BR2-LM	5798	Q310
TN 3400	Eng.B&S 750	E	0.8	BCP5ES	7496	
TN 3500 / TN 4500	Eng.HONDA GX 120, 118ccm, 1-cyl., 3.5hp	E	0.8	BPR5ES	7422	
TN 5600 / TN 5600 H / TN 5600 HD	Eng.HONDA GX 160, 163ccm, 1-cyl., 5.5hp	E	0.8	BPR5ES	7422	






OLYMPIK

254 / 261 / 264F / 264 VS / 271 / 272 F / 284F / 335F / 480 / 481 / 482 MP / 935 DF / 935 F / 941 / 942 / 945 F		C	0.7	BPM6A	7021	
946 / 950F		C	0.7	BPMR6A	6726	
951 / 962 / 970 / 980 / 999 / 999F / Super 251 / Super 480 / Super 481		C	0.7	BPM6A	7021	

ONAN

0.3 TL-212R/1A		D	0.5	B4-LM	3410	
1B		D	0.5	AB-6	2910	
2.5 MALB		D	0.5	B-6L	3212	
2.7 AJ Spec. K-N		D	0.5	BMR6A	7421	
2.8 Micro		D	0.6	BPR4HS	7823	
3.0 MALB		D	0.5	B-6L	3212	
4.0 BGD / 4.0 BGD E		D	0.6	TR5	2238	
4.5 MCE		D	0.6	TR5	2238	
4.0 Micro		D	0.8	BPR5ES	7422	
5JB		D	0.5	B-6L	3212	
6.5 NH Spec. A-D		D	0.5	B-6L	3212	
6.5 NH-CR-16004N		D	0.5	BR6ES	4922	
6.5 NH Spec. J&K		D	0.5	BR6ES	4922	
6.5 MCE		D	0.6	TR5	2238	
6.5NH-CR-16004P / 6.5NHD / 6.5NHD E		D	0.6	TR5	2238	
8.0 MME / 9.0 MME		D	0.8	BPR5ES	7422	
10JC / 15JC / AAE / AH / AJ / AK		D	0.5	B-6L	3212	
B43G / B48G		D	0.6	BPR5EFS	2223	
BF Gemini		D	0.4	B-6L	3212	
BH		D	0.5	B-6L	3212	
CCK	Normal Service	D	0.5	B-6L	3212	
CCK	Light Service	D	0.6	B-4L	3112	
CCK	Gas Naturel	D	0.7	B7S	3710	
CK		D	0.5	B-6L	3212	
CUA		D	0.6	B-4L	3112	
CW		D	0.5	AB-6	2910	
EL		D	0.5	B-6L	3212	
GO		D	0.5	B6S	3510	Q302
H60		D	0.5	B-6L	3212	
HC		D	0.5	AB-6	2910	



     						
ONAN						
HH20		D	0.5	B-6L	3212	
HK / HN / HR		D	0.5	AB-6	2910	
IC		D	0.5	B6S	3510	Q302
J120 / J30 / J60		D	0.6	B-6L	3212	
JA / JB / JC		D	0.5	B-6L	3212	
JT		D	0.5	AB-6	2910	
KA / KB		D	0.5	B6S	3510	Q302
KKA		D	0.6	B-4L	3112	
KR		D	0.5	B6S	3510	Q302
LK-LKB / MAJ		D	0.5	B-6L	3212	
Marquis I / Marquis III		D	0.6	TR4	3754	
MCK		D	0.5	B-6L	3212	
MGO		D	0.5	B6S	3510	Q302
MH		D	0.6	B-6L	3212	
MJA / MJB / MJC / MKH		D	0.5	B-6L	3212	
MPG		D	0.5	B6S	3510	Q302
MTK		D	0.5	AB-6	2910	
MUK		D	0.5	B6S	3510	Q302
N-52M		D	0.6	BPR5EFS	2223	
NB		D	0.5	B-6L	3212	
NHA-MS / NHB-MS		D	0.6	BR6ES	4922	
NHC		D	0.5	BR6ES	4922	
NHC-MC		D	0.6	BR6ES	4922	
NHC-MS	1979→	D	0.6	BPR5EFS	2223	
NH Gemini		D	0.4	B-6L	3212	
NHP	LPG	D	0.4	BR6ES	4922	
OTC		D	0.5	B6S	3510	Q302
Pro 4000 / Pro 4000E		D	0.6	BPR4HS	7823	
Pro 5000 / Pro 5000E / Pro 6000E		D	0.6	TR5	2238	
P Series / T260 Series		D	0.6	BPR5EFS	2223	
V45 / W4A		D	0.5	AB-6	2910	
WIB		D	0.5	B6S	3510	Q302
OPEM						
130Z		C	0.5	BMR6A	7421	
140Z / 142Z		C	0.5	BMR6A	7421	
140 AV / 140 H / 140 S		C	0.7	BPMP6A	6726	
145 / 145 AV / 145 E / 146		C	0.7	BPMP6A	6726	
150 / 152 / 154		C	0.5	BPM7A	7321	
156 / 157 / 157 S / 158 / 165 / 166 / Jolly 155 / Jolly 155AV / K1 / K2		C	0.7	BPMP6A	6726	
ORLINE						
103 / 123		C	0.8	BM6A	5921	
Challenger Mark 11 D / Challenger Mark 11 S		C	0.6	BMR6A	7421	
Mark II		C	0.8	BM6A	5921	
Mustang 129 / Mustang 13 / Mustang 149		C	0.6	BMR6A	7421	
Yard-Arm		C	0.8	BM6A	5921	
OSBORNE						
Fire Fighter		F	0.6	AB-6	2910	
OTTAWA						
FA-8 Yark Hustler		F	0.6	A6FS	2210	
Tracto-Lift		F	0.6	AB-6	2910	



Tool*



Stock No.

Quick No.

PARAMOUNT

PHT19 / PLT 2145

B

0.7

BPMR6A

6726

PLT 2248 / PLT 2651 / PLT 2857

B

0.8

BM4A

5628

PARTNER

10.90E

E

0.6

BM6A

5921

11- 90 E / 12-100 E / 12-90 EH / 13-105 E / 13-90 EH /
14-105 E / 14-105 EH / 15-105 EH

A

0.5

BR4-LM

4133

121/C90E / 121/C95E / 121/C100E

E

0.6

BM6A

5921

31

E

0.7

BR2-LM

5798

Q310

146 / 146 C / 146 CD / 146 CDE / 146 E / 147 C / 147 CD
/ 147 CDE / 147 T / 148CD / 150H / 155 CD / 155 CDE /
155 D

A

0.5

BR2-LM

5798

Q310

225

C

0.7

BMR6A

7421

246

A

0.5

BR2-LM

5798

Q310

330 / 340

C

0.8

BMR7A

4226

345 / 345 , 365

C

0.8

BPMR7A

4626

348 / 350

A

0.5

BR2-LM

5798

Q310

3-51 / 3-20

E

0.7

BR6S

3522

351 CCS

C

0.7

BPMR6A

6726

360 / 365 CCS

C

0.8

BPMR7A

4626

370 CCS / 390 CCS

C

0.7

BPMR6A

6726

395 / 400 / 405 / 405 CCS / 410 / 410 CCS

C

0.8

BPMR7A

4626

420 CCS

C

0.7

BPMR6A

6726

445 D / 446 R / 446 RD / 446 RDSV

A

0.5

BR2-LM

5798

Q310

450 M / 450 R / 455 RD

A

0.5

BR2-LM

5798

Q310

450

C

0.8

BPMR7A

4626

460 CCS / 465

C

0.8

BPMR7A

4626

470 CCS

C

0.7

BPMR6A

6726

495

C

0.8

BPMR7A

4626

500

C

0.5

BPMR6F

1270

500 Formula / 510 CCS

C

0.8

BPMR7A

4626

511 RT

E

0.7

BR2-LM

5798

Q310

540 / 540 PRO / 545 / 550

C

0.8

BPMR7A

4626

555D / 556 DE

A

0.5

BR2-LM

5798

Q310

650 / 660 Pro

C

0.8

BPMR7A

4626

1601 / 1602

C

0.7

BPMR6A

6726

1618

C

0.8

BM6F

6221

1629 / 1630 / 1631

C

0.8

BR6S

3522

1632 / 1632 C

C

0.8

BMR7A

4226

1633 B

C

0.7

BM7A

6521

1644 / 1645

C

0.8

BR6S

3522

1646 / 1646 C / 1647 C / 1655 / 1655 B

C

0.8

BMR7A

4226

1660 / 1661 / 1690

C

0.8

BR6S

3522

2055 / 2055 B

C

0.8

BMR7A

4226

5110 / 5112

E

0.7

BR2-LM

5798

Q310

5500

C

0.8

BPMR7A

4626

5510

E

0.7

BR2-LM

5798

Q310

7700 / 7700 Pro CCS

C

0.8

BPMR7A

4626

B17 / B172 / B173 / C6

C

0.7

BM7A

6521

B 180

B

0.5

BMR6A

7421

B 200 / B 205

B

0.7

BPMR7A

4626

B 250

B

0.5

BMR6A

7421

B 265

B

0.7

BPMR6A

6726

B 305

B

0.5

BMR6A

7421





Tool*



Stock No.

Quick No.

PARTNER

B 322 / B 323 / B 325 / B 370 / B 380 / B 400 / B 405 / B 440 / B 450 / B 450C / B 450G		B	0.7	BPMR7A	4626	
B 450 W		B	0.7	BR4-LM	4133	
Colibri / Colibri Duo / Colibri Plus		B	0.7	BPMR7A	4626	
GBI 32 / HG 55-12		E	0.5	BPMR6A	6726	
K12		A	0.6	BP6HS	4511	
K-12		C	0.5	BPR6HS	7022	Q214
K-12S		C	0.8	BPM7A	7321	
K12S / K16 / K500 / K650 / K700 / K1200		A	0.7	BPM7A	7321	
K-16		C	0.7	BM7A	6521	
LR10 / LR12 / LR13 / LRH13 / LT14		E	0.7	BR2-LM	5798	Q310
Mini IV		C	0.8	BMR6F	2144	
Mini P		C	0.7	BM7A	6521	
Mini P3 / Mini P4		C	0.8	BM6F	6221	
Mini PA		C	0.7	BM7A	6521	
P-100 / P-100S		C	0.8	BPMR7A	4626	
P 115		A	0.6	BR7ES	5122	
P 130 / P 214		A	0.5	BR2-LM	5798	Q310
P-350		C	0.8	BMR7A	4226	
P-400		C	0.7	BPM6A	7021	
P-50 / P-49 / P-48		C	0.7	BM7F	6421	
P-500		C	0.5	BPMR6F	1270	
P-5000		C	0.5	BPMR6F	1270	
P-5000 Plus		C	0.7	BPM6A	7021	
P-51		C	0.8	BPMR7A	4626	
P-55		C	0.8	BMR7A	4226	
P-65		C	0.8	BPMR7A	4626	
P-70		C	0.8	BMR7A	4226	
Partner Mini III / Partner Mini IV		C	0.8	BM6F	6221	
Prof		B	0.7	BPMR7A	4626	
R-11		C	0.7	BM7A	6521	
R-12		C	0.5	BPR6HS	7022	Q214
R-19		C	0.5	BM7A	6521	
R-19T / R-18T / R-17T / R-15 / R-14 / R-14TS		C	0.7	BM7A	6521	
R-20 / R-20T		C	0.7	BM7A	6521	
R-21 / R-21T		C	0.8	BM6A	5921	
R-22 / R-22T		C	0.7	BM7A	6521	
R-30		C	0.8	BM6A	5921	
R-523 / R-517 / R-517T / R-440 / R-435 / R-421 / R-421T / R-420 / R-420T / R-417 / R-417T / R-85 / R-44T		C	0.7	BM7A	6521	
S-350 / S-340 / S-330		C	0.8	BPM6F	5950	
Simplet		B	0.7	BPMR7A	4626	
T 180 Colobri		B	0.7	BPMR6A	6726	
T 221		B	0.6	BPMR7A	4626	
T 225		B	0.5	BMR6A	7421	
T 240		B	0.7	BPMR6A	6726	
T 250 / T 260 / T 285 / T 300 / T 320		B	0.5	BMR6A	7421	
YTH16		E	0.7	BR2-LM	5798	Q310

PAYLOADER

GA-30 / GA-40 / GA-45A		F	0.6	AB-6	2910	
------------------------	--	---	-----	------	------	--





Stock No.

Quick No.

PECO

TBB-3000	Eng.Kohler CV26, 725ccm, 26.0hp, Air cooled, V-Twin EFI	E	0.9	BKR5E	7938	
----------	--	---	-----	-------	------	--

PEERLESS

141A / D25		C	0.6	BMR6A	7421	
D55 / D65		C	0.8	BR6S	3522	
E10		C	0.7	BM7A	6521	
E75 / E95		C	0.6	BMR6A	7421	

PEKTRA

PF1ZT / PF2RT / PF3RTX		B	0.6	BPMR6F	1270	
------------------------	--	---	-----	--------	------	--

PETTIBONE MERCURY

GA-100 / GA-120 / GA-50 / GA-55A / GA-60A / GA-60J / GA-70J / GA-80 / GS-30 / GS-40 / GS4-20 / GS-50 / GSO- 100 / GSO-120 / GSO-60J / GSO-70J / GSO-80		F	0.6	AB-6	2910	
--	--	---	-----	------	------	--








PHOENIX

AM 51B	Eng.B&S	A	0.7	BR2-LM	5798	Q310
BM 104B / BM 104T / BM 200T	Eng.TECNA	A	0.7	BR2-LM	5798	Q310
PM 21 H		E	0.7	BPMR6A	6726	
Primo 35 / Primo 500 R	Eng.B&S	E	0.7	BR2-LM	5798	Q310
PXR 40	Eng.B&S	A	0.7	BR2-LM	5798	Q310
PXR 45 / PXR 45 R	Eng.TECNA	A	0.7	BR2-LM	5798	Q310
PXR 48	Eng.B&S	A	0.7	BR2-LM	5798	Q310
PXR 48 RHV	Eng.HONDA	A	0.8	BPR5ES	7422	
PXR 48 RV / PXR 48 RVE / PXR 55RV	Eng.B&S	A	0.7	BR2-LM	5798	Q310
Quatro 500 B	Eng.B&S	E	0.7	BR2-LM	5798	Q310
Twin Cut 12,5 / Twin Cut 15,5	Eng.B&S	A	0.7	BR2-LM	5798	Q310
Twin Cut 16	Eng.B&S	A	0.8	BKR5E	7938	

PIONEER

20 / 20D		C	0.8	BM6A	5921	
400 / 410 / 450 / 550 / 600 / 610 / 620 / 650 / 700		C	0.8	BR6S	3522	
700F	Light Service	E	0.6	B6S	3510	Q302
700G	Light Service	E	0.6	B6S	3510	Q302
700F	Heavy Service	E	0.6	B8S	3810	
700G	Heavy Service	E	0.6	B8S	3810	
750		C	0.8	BR6S	3522	
970		C	0.7	BM7A	6521	
1014		C	0.6	BMR6A	7421	
1072 / 1073		C	0.7	BM7A	6521	
1074 / 1074 E / 1074 UB / 1100 / 1110 / 1120 / 1130 / 1150 / 1160 / 1200 / 1200A / 1410 / 1410A / 1420 / 1450		C	0.6	BMR6A	7421	
1520 / 1560 / 1750 / 1770 / 1771		C	0.6	BM7A	6521	
1850		C	0.6	BMR7A	4226	
2071 / 2073		C	0.6	BM7A	6521	
2200 / 2270 / 2400 / 2460 / 3071 / 3200 / 3270 / 3270S		C	0.6	BMR6A	7421	
Blue Diamond	Eng.PIONEER	E	0.8	B6S	3510	Q302
Farmsaw / Farmsaw 2		C	0.7	BMR6A	7421	
GC		C	0.8	B6S	3510	Q302
Gold Crown	Eng.B&S, (Ø 18 mm)	E	0.6	AB-6	2910	
Gold Crown	Eng.WISCONSIN	E	0.6	AB-6	2910	
Gold Crown	Eng.B&S, (Ø 14 mm)	E	0.6	B2-LM	1147	
Gold Crown	Eng.PIONEER	E	0.8	B6S	3510	Q302
HA / HB / HC		C	0.6	BR6S	3522	



      						
PIONEER						
L		C	0.7	AB-6	2910	
NU-17 / One Man		C	0.6	BR6S	3522	
P-10 / P-12 / P-20		C	0.6	BM7A	6521	
P-21 / P-21B / P-21S / P-21SB		C	0.6	BMR6A	7421	
P-25		C	0.6	BM7A	6521	
P-26E		C	0.6	BMR6A	7421	
P-26S		C	0.6	BM7A	6521	
P-28 / P-28B / P-28E / P-28S / P-28SB / P-35 / P-35S		C	0.6	BMR6A	7421	
P-39		C	0.7	BPMR6A	6726	
P-40		C	0.6	BM7A	6521	
P-40 Light Service		C	0.6	BM6A	5921	
P-42		C	0.7	BPMR7A	4626	
P-50 / P-51 / P-51S		C	0.6	BM7A	6521	
P-52		C	0.7	BPMR7A	4626	
RA / Super / Super Twin / Twin		C	0.6	BR6S	3522	
PISTON POWERED PRODUCTS						
Super Saw		C	0.8	BMR6F	2144	
PORTABLE WINCH						
PCH 1000	Eng.HONDA GXH 50, 49ccm, 1-cyl.	E	0.7	CR5HSB	6535	
PCH 2000	Eng.HONDA GX 160, 163ccm, 1-cyl., 5.5hp	E	0.8	BPR5ES	7422	
PCW 3000	Eng.HONDA GX 35, 35ccm, 1-cyl.	E	0.7	CMR5H	7599	
PCW 5000 / PCW 5000-HS	Eng.HONDA GXH 50, 49ccm, 1-cyl.	E	0.7	CR5HSB	6535	
PWM 600 MH	Eng.HONDA GXH 50, 49ccm, 1-cyl., 2.1hp	E	0.7	CR5HSB	6535	
PORTER CABLE						
Speedomatic KG8		C	0.6	B6S	3510	Q302
POULAN PRO						
25HHT	25ccm	B	0.6	BPMR8Y	2218	
111 / 117		A	0.8	BM4A	5628	
165 / 175		A	0.7	BPMR6A	6726	
301ZX	Eng.B&S Intek, 16.5hp	A	0.7	BKR5ES	2460	
420		A	0.8	BMR6A	7421	
440		A	0.8	BM7A	6521	
461ZX	Eng.B&S Professional Series, 19.5hp	A	0.7	BKR5ES	2460	
541ZX	Eng.B&S Professional Series, 22.0hp	A	0.7	BKR5ES	2460	
770 / 800 / 900		A	0.8	BMR6A	7421	
2600 / 2610 / 2620		A	0.8	BM4A	5628	
BVM 200VS / BVM 210VS	25ccm	B	0.6	BPMR8Y	2218	
PB195H42LT	Eng.B&S Intek, 20.0hp	A	0.7	BKR5ES	2460	
PB20H42YT	Eng.B&S Intek, 20.0hp, V-Twin	A	0.7	BKR5ES	2460	
PB22H46YT	Eng.B&S Intek, 22.0hp	A	0.7	BKR5ES	2460	
PB23H48YT	Eng.B&S Intek, 23.0hp	A	0.7	BKR5ES	2460	
PB26H54YT	Eng.B&S Intek, 26.0hp, V-Twin	A	0.7	BKR5ES	2460	
PBGT26H54	Eng.B&S Intek, 26.0hp	A	0.7	BKR5ES	2460	
PD 1842ST / PD 18H42ST	Eng.KOHLER Command, 18.0hp	A	0.7	BKR5ES	2460	
PD 2042ST / PD 20H42ST	Eng.B&S Intek, 20.0hp	A	0.7	BKR5ES	2460	










Stock No.

Quick No.

POULAN PRO

PD 20PH48ST	Eng.KOHLER Command, 20.0hp	A	0.7	BKR5ES	2460	
PD 25PH48ST	Eng.B&S Intek, 25.0hp	A	0.7	BKR5ES	2460	
PHT19		A	0.7	BPMR6A	6726	
PL 200 / PL 500		B	0.7	BPMR6A	6726	
PO 1538	Eng.B&S, 15.0hp	A	0.7	BKR5ES	2460	
PO 1742ST / PO 17H42ST	Eng.B&S, 17.0hp	A	0.7	BKR5ES	2460	
PP 025	25ccm	B	0.6	BPMR8Y	2218	
PP 033	33ccm	B	0.6	BPMR8Y	2218	
PP 036		B	0.6	BPMR7A	4626	
PP 100		B	0.7	BPMR6A	6726	
PP 1036S		A	0.7	BR2-LM	5798	Q310
PP 111		B	0.8	BM4A	5628	
PP 112 / PP 113		B	0.7	BPMR6A	6726	
PP 1136		A	0.7	BR2-LM	5798	Q310
PP 114		B	0.8	BM4A	5628	
PP 115		B	0.7	BPMR6A	6726	
PP 11536		A	0.7	BR2-LM	5798	Q310
PP 117		B	0.8	BM4A	5628	
PP 1242S		A	0.7	BR2-LM	5798	Q310
PP 125	25ccm	B	0.6	BPMR8Y	2218	
PP 12538 / PP 12542 / PP 125H38 / PP 125H42 / PP 125R38 / PP 12R38M		A	0.7	BR2-LM	5798	Q310
PP 133	33ccm	B	0.6	BPMR8Y	2218	
PP 1338		A	0.8	BR7ES	5122	
PP 135		B	0.8	BPM6A	7021	
PP 136		B	0.6	BPMR7A	4626	
PP 1442		A	0.9	BKR5E	7938	
PP 145H42 / PP 155H42		A	0.7	BR2-LM	5798	Q310
PP 165		B	0.8	BM4A	5628	
PP 165H42		A	0.8	BR7ES	5122	
PP 16H46B		A	0.9	BKR5E	7938	
PP 175		B	0.7	BPMR6A	6726	
PP 176		B	0.8	BM4A	5628	
PP 1846		A	0.9	BKR5E	7938	
PP 185		B	0.7	BPMR6A	6726	
PP 18H46		A	0.9	BKR5E	7938	
PP 195		B	0.7	BPMR6A	6726	
PP 196		B	0.8	BM4A	5628	
PP 200		B	0.7	BMR6A	7421	
PP 22		B	0.8	BPM6A	7021	
PP 2822	28ccm	B	0.6	BPMR8Y	2218	
PP 325	25ccm	B	0.6	BPMR8Y	2218	
PP 333 / PP 335	33ccm	B	0.6	BPMR8Y	2218	
PP442		A	0.8	BMR6A	7421	
PPBP 30	30ccm	B	0.6	CMR6H	3365	
PPC 22 / PPC 25 / PPC 31		B	0.7	BM7A	6521	
PPWT 60022	Eng.B&S 625 Series	B	0.8	BR2-LM	5798	Q310
PPWT62522	Eng.B&S 625 Series, 3.5hp	A	0.7	BR2-LM	5798	Q310
PR550N22SH	Eng.B&S 550 Series, 3.0hp	A	0.7	BR2-LM	5798	Q310
PR625N21RH3 / PR625Y22RHP / PR625Y22RKP / PR625Y22SHP	Eng.B&S 625 Series, 3.5hp	A	0.7	BR2-LM	5798	Q310
PR7Y22MB	Eng.KOHLER, 4.6hp	A	0.7	BKR5ES	2460	
PT 3000 / PT 6000 / PT 7000		B	0.7	BPMR6A	6726	



      						
POWERMATE						
PM1200i	Eng.GENERAC, 54ccm, 1-cyl.	D	0.8	CR5HSA	7840	
PM3000i	Eng.GENERAC, 149ccm, 1-cyl.	D	0.7	BPR7ES	2023	
POWER KING						
1212 / 1612	Eng.KOHLER K301, 476ccm, 1-cyl., 12.0hp, Air cooled	E	0.8	B-6L	3212	
1614	Eng.KOHLER K321, 512ccm, 1-cyl., 14.0hp, Air cooled	E	0.8	B-6L	3212	
1616	Eng.B&S 326437, 531ccm, 1-cyl., 16.0hp, Air cooled	E	0.8	B2-LM	1147	
1617	Eng.KOHLER KR17, 691ccm, 2-cyl., 17.0hp, Air cooled	A	0.7	BPR4FS	1127	
1618	Eng.KOHLER K361, 588ccm, 1-cyl., 18.0hp, Air cooled	E	0.6	B-6L	3212	
1618GV	Eng.KOHLER Command CH18, 622ccm, 2-cyl., 18.0hp, Air cooled, V-Twin	E	0.8	BCPR5ES	6130	
1620HV	Eng.KOHLER Command CH20, 622ccm, 2-cyl., 20.0hp, Air cooled, V-Twin	E	0.8	BCPR5ES	6130	
2416	Eng.B&S 326437, 531ccm, 1-cyl., 16.0hp, Air cooled	E	0.8	B2-LM	1147	
2417	Eng.KOHLER KR17, 691ccm, 2-cyl., 17.0hp, Air cooled	A	0.7	BPR4FS	1127	
POWER PRINCE						
POWER PRINCE		B	0.7	BR6S	3522	
POWER PRUNER						
Tree PP 1200 / Tree PP 1250 / Tree PP 1400 / Tree PP 1600		B	0.7	BPMR6A	6726	
Tree PP 600		B	0.6	BPMR6F	1270	
Tree PP 800		B	0.6	BPMR7A	4626	
PRIME MOVER						
LL-40	Eng.WISCONSIN	F	0.6	AB-6	2910	
LL-40	Eng.FORD, 172ccm	F	0.6	B-6L	3212	
LL-40	Eng.KOHLER	F	0.6	B6S	3510	Q302
PRO						
10 / 20 / 30		C	0.7	B7S	3710	
40 / 50		C	0.6	B6S	3510	Q302
G300AVS / G300TS		C	0.7	BPMR6A	6726	
PUBERT						
Compact 45 S C	Eng.FUJI-ROBIN EX 13	E	0.7	BR6HS	4200	Q209
DF Pro 90 S	Eng.FUJI-ROBIN EX 27	B	0.7	BR6HS	4200	Q209
Eco 40 H C2	Eng.HONDA GX 120, 118ccm, 1-cyl., 3.5hp	E	0.7	BPR6ES	7822	
Elite 55 H C2	Eng.HONDA GX 160, 163ccm, 1-cyl., 5.5hp	E	0.7	BPR6ES	7822	
First 06 55 H	Eng.HONDA GCV 160, 160ccm, 1-cyl.	B	0.7	BPR5ES	7422	
Fraise AR Roto 506	Eng.HONDA GX 160, 163ccm, 1-cyl., 5.5hp	E	0.7	BPR6ES	7822	
FT 545 S	Eng.FUJI-ROBIN EX 13	E	0.7	BR6HS	4200	Q209
L Junior 65 H	Eng.HONDA GSV 190, 187ccm, 1-cyl., 6.5hp	B	0.7	BPR5ES	7422	
L Senior 110 H	Eng.HONDA GXV 340, 337ccm, 1-cyl.	B	0.7	BPR5ES	7422	
MB 25 H	Eng.HONDA GX 25, 25ccm, 1-cyl.	E	0.6	CMR5H	7599	



Tool*



Stock No.

Quick No.

PUBERT

MB 50 H	Eng.HONDA GXH 50, 49ccm, 1-cyl., 2.5hp	E	0.6	CR5HSB	6535	
MF 40 H	Eng.HONDA GC 135, 135ccm, 1-cyl., 4.0hp	A	0.7	BPR6ES	7822	
Oscar 40 H	Eng.HONDA GX 120, 118ccm, 1-cyl., 3.5hp	A	0.7	BPR6ES	7822	
Oscar Pro 55 H	Eng.HONDA GX 160, 163ccm, 1-cyl., 5.5hp	A	0.7	BPR6ES	7822	
Primo 55 H D2 / Primo Pro 55 H C2 / Quatro Junior 55 H	Eng.HONDA GX 160, 163ccm, 1-cyl., 5.5hp	E	0.7	BPR6ES	7822	
Quatro Senior 65 H D	Eng.HONDA GX 200, 196ccm, 1-cyl.	E	0.7	BPR6ES	7822	
Quatro Senior 70 S	Eng.FUJI-ROBIN EX 21	E	0.7	BR6HS	4200	Q209
Xtrem 04 65 H	Eng.HONDA GCV 190, 187ccm, 1-cyl.	B	0.7	BPR5ES	7422	

QUALCAST

HST-1003A	149ccm, 2.8hp	E	0.7	BR2-LM	5798	Q310
QSPP46	Eng.B&S, 140ccm, 1-cyl.	A	0.5	BKR6E	6962	
Trojan R434 / Trojan R484 / Trojan R484TR	Eng.B&S 10D902	A	0.7	BR2-LM	5798	Q310

RAKET

M 110 / M 50 / M 60 / M 601 / M 62 / M 621 / M 75 / M 751 / M 80		C	0.5	BPM7A	7321	
--	--	---	-----	-------	------	--

RANGER

Model V		F	0.6	B-6L	3212	
Ranger V / Ranger VII		A	0.7	B-6L	3212	

RANSOMES

KT 21	Eng.KOHLER	A	1.0	UR5	2771	
Mastiff / Matador / Multimower		A	0.7	BR6HS	4200	Q209

RAPID MOWER

RM 40 / RM 42 / RM 44	Eng.B&S 121802, 190ccm, 3.1hp	A	0.7	BR2-LM	5798	Q310
RM 45	Eng.BASCO Quantum, 164ccm, 3.4hp	A	0.6	BR4-LM	4133	

RED MAX

812 / 814		C	0.6	BPM6A	7021	
BC 200		B	0.7	BMR6A	7421	
BC 2000 / BC 2001		B	0.6	BPMR7A	4626	
BC 2001DL / BC 220		B	0.6	BPMR6A	6726	
BC 220DL		B	0.7	BMR6A	7421	
BC 221		B	0.6	BPMR6A	6726	
BC 2300		B	0.6	BPMR7A	4626	
BC 2300DL / BC 260		B	0.6	BPMR6A	6726	
BC 2600		B	0.6	BPMR7A	4626	
BC 260DL		B	0.7	BMR6A	7421	
BC 261DL		B	0.6	BPMR7A	4626	
BC 262		B	0.6	BPMR6A	6726	
BC 280		B	0.6	BPMR6Y	5256	
BC 340 / BC 340DL / BC 341DL / BC 342 / BC 342DL / BC 430DWM / BC 440 / BC 440DWM / BC 441DWM / BC 442 / BC 442DWM		B	0.6	BPMR6A	6726	
BCZ 2460 / BCZ 2610 / BCZ 2650 / BCZ 2660		B	0.6	CMR7H	3066	
BCZ 3050 / BCZ 3060		B	1.0	CMR7H-10	1656	
BCZ 350S / BCZ 350SW		B	0.6	BPMR7A	4626	





Tool*



Stock No.

Quick No.

RED MAX

BL 200DL / BL 220DL / BL 260DL / BT 17 / BT 171 / BT 200 / BT 220 / BT 221		B	0.6	BMR6A	7421	
BT 280		B	0.6	BPMR6Y	5256	
CHT 230		B	0.7	BMR7A	4226	
EXZ2460S-PH		B	0.6	CMR7H	3066	
G2500TS		C	0.8	BPMR7A	4626	
G300AVS		C	0.7	BPMR6A	6726	
G300AVX / G300TS		C	0.6	BPM6A	7021	
G310TS	S/N ->2190	C	0.6	BPMR7A	4626	
G3200	S/N ->404765	C	0.6	BPMR7A	4626	
G3200EZ	S/N ->400000	C	0.6	BPMR7A	4626	
G3800AVS	S/N ->1880	C	0.6	BPMR7A	4626	
G400AVS / G450AVS / G455AVS		C	0.5	BPMR7A	4626	
G45AVS		C	0.7	BPMR6A	6726	
G561AVS		C	0.5	BPMR7A	4626	
G621AVS	S/N -> 200100	C	0.8	BPM7A	7321	
GZ3500T		C	0.6	CMR7H	3066	
GZ3800		C	0.6	BPMR7A	4626	
GZ4500		C	0.6	CMR7H	3066	
GZ5300 / GZ7000		C	0.6	BPMR7A	4626	
HT 230		B	0.7	BMR7A	4226	
HT 2460		B	0.6	CMR7H	3066	
TR 2350S		B	0.6	BPMR7A	4626	

REMINGTON

305 / 340 / 380		C	0.8	BM6A	5921	
812 / 814 / 816 / 816 AV / 840AV / 850AV / 860AV / Jobmaster		C	0.7	BPM6A	7021	
Logger		C	0.7	BM7A	6521	
Mighty Mite		C	0.6	BM7A	6521	
Mighty Mite 100 / Mighty Mite 200 / Mighty Mite 300 / Mighty Mite 400 / Mighty Mite 500 / Mighty Mite 600		C	0.7	BPM6A	7021	
Mighty Mite Auto / Mighty Mite Bantam / Mighty Mite Deluxe / Mighty Mite Electric / Mighty Mite Pow-R-Cut / Mighty Mite Super Deluxe / Mighty Mite Weekender		C	0.7	BM7A	6521	
Outdoorsman II		C	0.7	BPMR6A	6726	
P5A / PL4 / PL5 / PL55 / PL55A / PL6 / PL6A / PL7 / PL7A		C	0.7	BM7A	6521	
Pow-R-Cut		C	0.6	BM7A	6521	
Rancher / SL10 / SL10A / SL11 / SL11A / SL14 / SL16		C	0.7	BM7A	6521	
SL4A		C	0.8	BM7A	6521	
SL 55 / SL55 Auto		C	0.7	BM7A	6521	
SL7 / SL9 / SL9A / SL9 Deluxe		C	0.8	BM7A	6521	
Sportsman II		C	0.7	BPMR6A	6726	
Super 754		C	0.8	BR6S	3522	
Woodman		C	0.7	BM7A	6521	
Yardmaster		C	0.7	BPM6A	7021	

RIGID

305 / 340 / 380 / 390 / 590 / 690 / 850		C	0.6	BMR6A	7421	
Lumber Jack		C	0.8	B6S	3510	Q302

ROCHER

Rocio 255		C	0.6	BMR6F	2144	
-----------	--	---	-----	-------	------	--





Tool*



Stock No.

Quick No.

ROOT

C110 / C121		C	0.6	BM7F	6421	
Lumber Jack		C	0.8	BR6S	3522	

ROPER

C110 / C11047 / C121 / C12147		C	0.6	BM7F	6421	
C332 / C33237 / C3327 / C3327 AR		C	0.6	BM7A	6521	
C3427 / C3427AR		C	0.8	BM7A	6521	
C343 / C34337 / C3437 / C3437 AR / C354 / C35427 / C35437		C	0.6	BM7A	6521	
C3637AR / C6117 / C6257 / C6257 AR / C6367 / C6367AR / ProAm 412 / ProAm 414 / ProAm 415		C	0.6	BM7F	6421	
TTM		C	0.7	BPM6A	7021	

ROSS

Hercules	(Ø 14 mm)	F	0.6	B6S	3510	Q302
----------	-----------	---	-----	-----	------	------

RYOBI

RY25AXB / RY25AXBVM	25ccm	E	0.6	BPMR7A	4626	
RY3714 / RY3716	37ccm	C	0.6	BPMR7A	4626	
RY3818 / RY3818VM	38ccm	C	0.6	BPMR7A	4626	
RY42WB	42ccm	E	0.6	BMR7A	4226	
RY907000FI	420ccm	D	0.7	BPR6ES	7822	

SABO

40-SPIRIT	Eng.B&S 675EXi, 3.5hp	A	0.5	BKR5ES	2460	
40-SPIRIT	Eng.B&S 550E, 2.9hp	A	0.8	BKR5ES	2460	
43-A Economy / 43-Compact	Eng.B&S 675EXi, 3.5hp	A	0.8	BKR5ES	2460	
43-Pro S	Eng.B&S 850 I/C, 4.4hp	A	0.5	BKR5ES	2460	
43-Vario / 43-Vario E	Eng.B&S 675EXi, 3.5hp	A	0.8	BKR5ES	2460	
47-Vario E InStart	Eng.B&S DOV 775 Series InStart, 3.7hp	A	0.5	BKR5ES	2460	
52-PRO S A / 52-Pro S A Plus / 53-PRO M Vario / 54-PRO A / 54-PRO Vario / 54-PRO Vario Plus / JS63V / JS63 Vario / JS63 Vario C / JS63VC / PRO 53MV	Eng.B&S 850 I/C, 4.4hp	A	0.5	BKR5ES	2460	
R40	Eng.B&S 550E, 2.9hp	A	0.5	BKR5ES	2460	
R43S	Eng.B&S 675EXi, 3.5hp	A	0.8	BKR5ES	2460	

SHINDAIWA

C226S / F226S / T226S	Eng.YAMABIKO	B	0.6	BPMR8Y	2218	
-----------------------	--------------	---	-----	--------	------	--

SILENTHOIST

A / AJ / AN		F	0.6	AB-6	2910	
AX		F	0.6	B6S	3510	Q302
AXH		F	0.6	AB-6	2910	
AY		F	0.6	B6S	3510	Q302
AYH		F	0.6	AB-6	2910	
AZ		F	0.6	B6S	3510	Q302
AZH		F	0.6	AB-6	2910	
CD	(Ø 18 mm)	F	0.6	AB-6	2910	
CD	(Ø 14 mm)	F	0.6	BR6S	3522	
CDH		F	0.6	B6S	3510	Q302
CDY	(Ø 18 mm)	F	0.6	AB-6	2910	
CDY	(Ø 14 mm)	F	0.6	B6S	3510	Q302
FK	(Ø 18 mm)	F	0.6	AB-6	2910	
FK	(Ø 14 mm)	F	0.6	B6S	3510	Q302
FK-10	(Ø 18 mm)	F	0.6	AB-6	2910	
FK-10	(Ø 14 mm)	F	0.6	B6S	3510	Q302





Stock No.

Quick No.

SILENTHOIST

FK-12 / FK-15		F	0.6	B6S	3510	Q302
FK-3	(Ø 18 mm)	F	0.6	AB-6	2910	
FK-3	(Ø 14 mm)	F	0.6	B6S	3510	Q302
FK-5	(Ø 18 mm)	F	0.6	AB-6	2910	
FK-5	(Ø 14 mm)	F	0.6	BR6S	3522	
FK-6	(Ø 18 mm)	F	0.6	AB-6	2910	
FK-6	(Ø 14 mm)	F	0.6	BR6S	3522	
FK-71 / FK-72 / FK-8		F	0.6	B6S	3510	Q302
IND-30 / IND-31 / IND-33	Eng.CHRYSLER	F	0.6	BR6S	3522	
Model 20		F	0.6	AB-6	2910	

SIMPLICITY

Broadmoor	Eng.KOHLER Command, 18.0hp	A	0.7	BKR5ES	2460	
Broadmoor	Eng.B&S, 14.0hp	A	0.7	BKR5ES	2460	
Broadmoor	Eng.B&S, 15.0hp	A	0.7	BKR5ES	2460	
Broadmoor	Eng.B&S, 16.0hp	A	0.7	BKR5ES	2460	
Broadmoor	Eng.B&S, 17.0hp	A	0.7	BKR5ES	2460	
Broadmoor	Eng.B&S, 18.0hp	A	0.7	BKR5ES	2460	
Broadmoor	Eng.KOHLER Vanguard, 16.0hp	A	0.7	BKR5ES	2460	
Broadmoor	Eng.KOHLER CV 14S, 14.0hp	A	1.0	BKR5ES-11	2382	
Colt	Eng.KOHLER Command, 23.0hp	A	0.7	BKR5ES	2460	
Conquest	Eng.B&S Intek, 22.0hp, V-Twin	A	0.7	BKR5ES	2460	
Conquest	Eng.B&S Vanguard, 20.0hp	A	0.7	BKR5ES	2460	
ConsumerZ	Eng.KOHLER Command, 18.0hp	A	0.7	BKR5ES	2460	
ConsumerZ	Eng.B&S Vanguard, 20.0hp	A	0.7	BKR5ES	2460	
Coronet	Eng.B&S, 8.5hp	A	0.6	B2-LM	1147	
Coronet	Eng.KOHLER, 16.0hp	A	0.7	BKR5ES	2460	
Coronet	Eng.B&S, 10.5hp	A	0.7	BR2-LM	5798	Q310
Coronet	Eng.TECUMSEH, 12.5hp	A	0.8	BR7ES	5122	
Coronet	Eng.KOHLER CV 12.5S, 12.5hp	A	1.0	BKR5ES-11	2382	
Coronet	Eng.KOHLER CV 14S, 14.0hp	A	1.0	BKR5ES-11	2382	
Coronet	Eng.B&S, 12.5hp	A	1.0	BR2-LM	5798	Q310
Coronet	Eng.B&S, 13.0hp	A	1.0	BR2-LM	5798	Q310
GM2513BS	Eng.B&S, 13.0hp	B	0.7	BKR5ES	2460	
GM2515KAWV	Eng.KAWASAKI, 15.0hp, V-Twin	B	0.6	BCPR6ES	2330	
Javelin	Eng.B&S, V-Twin	A	0.7	BKR5ES	2460	
Lancer / Landlord	Eng.B&S	A	0.7	BKR5ES	2460	
Landlord	Eng.KAWASAKI, 17.0hp, Liquid cooled	A	0.8	BMR6A	7421	
Legacy	Eng.KOHLER, 20.0hp	A	0.7	BKR5ES	2460	
Legacy	Eng.KOHLER, 25.0hp	A	0.7	BKR5ES	2460	
Legacy	Eng.KOHLER, 27.0hp	A	0.7	BKR5ES	2460	
Legacy	Eng.KAWASAKI, 27.0hp	A	0.8	BPR2ES	2264	
Legacy	Eng.KAWASAKI, 20.0hp	A	1.0	BMR2A-10	4452	
Morgan	Eng.B&S Vanguard, 20.0hp	A	0.7	BKR5ES	2460	
PowerSteering	Eng.KOHLER, 17.0hp	A	0.7	BKR5ES	2460	
Prestige	Eng.KOHLER, 20.0hp	A	0.7	BKR5ES	2460	
Regent	Eng.KOHLER Command, 18.0hp	A	0.7	BKR5ES	2460	
Regent	Eng.B&S, 15.0hp	A	0.7	BKR5ES	2460	





Stock No.

Quick No.

SIMPLICITY

Regent	Eng.B&S, 17.0hp	A	0.7	BKR5ES	2460	
Regent	Eng.B&S Intek, 18.0hp	A	0.7	BKR5ES	2460	
Regent	Eng.B&S Vanguard, 18.0hp	A	0.7	BKR5ES	2460	
Regent	Eng.KOHLER, 16.0hp	A	0.7	BKR5ES	2460	
Regent	Eng.B&S 289707, 12.5hp	A	0.7	BR2-LM	5798	Q310
Regent	Eng.KOHLER CV 14S, 14.0hp	A	1.0	BKR5ES-11	2382	
Serf		A	0.6	BM6A	5921	
Sovereign / Sovereign Anniversary	Eng.KOHLER, 18.0hp	A	0.7	BKR5ES	2460	
Stallion	Eng.KOHLER Command, 25.0hp	A	0.7	BKR5ES	2460	
Sunstar	Eng.B&S, 18.0hp	A	0.7	BKR5ES	2460	
Sunstar	Eng.KOHLER, 20.0hp	A	0.7	BKR5ES	2460	
ZeroTurnforHomeowners	Eng.B&S Vanguard, 20.0hp	A	0.7	BKR5ES	2460	
ZeroTurnforHomeowners	Eng.KOHLER CV 14S, 14.0hp	A	1.0	BKR5ES-11	2382	

SKIL

255		C	0.7	BMR6A	7421	
933 / 944 / 946 / 947 / 1610 / 1611 / 1612 / 1613 / 1614 / 1616		C	0.6	BMR6F	2144	
1620 / 1622 / 1624		C	0.7	BMR6A	7421	
1629 / 1630 / 1631		C	0.8	BR6S	3522	
1634 / 1636		C	0.7	BMR6A	7421	
1641		C	0.7	BPMR6A	6726	
1644 / 1645 / 1660 / 1661 / 1690		C	0.8	BR6S	3522	
1705 / 1712		C	0.6	BMR6F	2144	
Alternator	Eng.B&S	D	0.6	B2-LM	1147	
Partner Mini III / Partner Mini IV		C	0.6	BMR6F	2144	

SNAPPER

250813B / 250813E		A	0.6	BR2-LM	5798	Q310
421613BUE		A	0.8	BCPR5ES	6130	
E250813B / E281013BE / E281213BE		A	0.6	BR2-LM	5798	Q310
E 331413KVE		A	0.8	BCPR5ES	6130	
EC 13V / ECP 21400R2		A	0.6	BM6A	5921	
ECP 21500KVV		A	0.8	BPR5ES	7422	
ECP2155OV		A	0.8	BCPR5ES	6130	
EGT 180H335K / EGT 180H425K		E	0.7	BPR4FS	1127	
ELT 125D331V / ELT 125G331KV		E	0.7	BCPR5ES	6130	
ELT 125G33BB / ELT 125G38AB		E	0.7	BR2-LM	5798	Q310
ELT 140H22BBU / ELT 140H331KV		E	0.7	BCPR5ES	6130	
ELW 400 / EP 21400 / EP 21500 / EP 2150E		A	0.6	B2-LM	1147	
EP 2500W		A	0.6	BR2-LM	5798	Q310
ETC 302 KW		B	0.6	BM6A	5921	
EX 21500 / EXP 21500		A	0.6	BR2-LM	5798	Q310
EXP 21501KVV		A	0.8	BPR5ES	7422	
EY 15V / EY 20V		A	0.7	BM4A	5628	
EY 45V		A	0.7	BPM6A	7021	
G 10000	Eng.MITSUBISHI, 2.4hp	E	0.6	BPR6HS	7022	Q214
G 30000	Eng.B&S, 6.5hp	E	0.7	BKR5E	7938	
G 55000	Eng.B&S Intek, 10.0hp	E	0.7	BKR5E	7938	
IRS 002B		E	0.7	B2-LM	1147	
LE 317R		E	0.7	BPMR6A	6726	
P 5001B / PP 5001B		E	0.7	B2-LM	1147	
PP 71402KV		E	0.7	BCPR5ES	6130	





Tool*



Stock No.

Quick No.

SNAPPER

PR 3001B		E	0.7	BM6A	5921	
PR 5001B		E	0.7	B2-LM	1147	
R 8002B		E	0.7	BR2-LM	5798	Q310
S21 / SP21 / SPV21 / SPV21 E / SPV21 S	Eng.B&S Quantum, 6.5hp	A	0.7	BR2-LM	5798	Q310
W 361252KW / W 481252KW		E	0.7	BMR4A	5728	

SOLO

70		C	0.6	B5HS	4210	
101		C	0.5	BPMR6A	6726	
102 / 103		A	0.8	BM7A	6521	
104-L	29ccm	B	0.6	BPMR7A	4626	
105 L		B	0.5	BPMR6A	6726	
106 B / 106 L		B	0.5	BPMR6A	6726	
106 R		B	0.6	CMR6A	1223	
106		A	0.8	BM7A	6521	
107		A	0.8	BM7A	6521	
109-B / 109-L / 109-LG	29ccm	B	0.6	BPMR7A	4626	
110 / 111 / 114		A	0.8	BM7A	6521	
117		B	0.6	BPMR7A	4626	
118 / 119	25ccm	B	0.6	BPMR7A	4626	
119 B / 119 L		B	0.6	BPMR7A	4626	
120	25ccm	B	0.6	BPMR7A	4626	
121 / 121 B / 121 L		B	0.7	BPMR7A	4626	
123		B	0.5	BM6F	6221	
124	25ccm	B	0.6	BPMR7A	4626	
125		B	0.5	BM6F	6221	
126	25ccm	B	0.7	BPMR7A	4626	
127		B	0.5	BPMR6A	6726	
127 H		B	0.5	C5HSB	6452	
127 B		B	0.6	BPMR7A	4626	
127 L		B	0.6	BPMR7A	4626	
128	25ccm	B	0.5	BPMR7A	4626	
129 L		B	0.6	BPMR7A	4626	
129		B	0.7	BPMR7A	4626	
130		B	0.5	BPMR6A	6726	
130H		B	0.5	C5HSB	6452	
132		B	0.7	BPMR6A	6726	
134		B	0.5	BPMR6A	6726	
135 / 136		B	0.5	BM6A	5921	
137	34ccm	B	0.7	BPMR6A	6726	
140		B	0.5	BPMR6A	6726	
141	40ccm	B	0.5	BPMR6A	6726	
142 SB	41ccm	B	0.6	BPMR7A	4626	
152 / 153		B	0.7	BPMR6A	6726	
154 / 154SB	54ccm	B	0.6	BPMR7A	4626	
236		E	0.6	B-4	3210	
237 / 410 / 412		E	0.6	B6HS	4510	Q203
414		E	0.5	BPMR7A	4626	
422		E	0.5	BPMR6A	6726	
423		E	0.5	B6HS	4510	Q203
436 / 437 / 439		E	0.5	B7HS	5110	Q204
440 / 441		E	0.6	BPMR6A	6726	
444 / 445 / 450		E	0.5	BPMR7A	4626	





Tool*



Stock No.

Quick No.

SOLO

459		E	0.5	B7HS	5110	Q204
471 / 472		E	0.5	BPMR7A	4626	
501-2T	Eng.SOLO	E	0.6	BPMR6A	6726	
501-4T	Eng.HONDA	E	0.5	CR5HSB	6535	
502		E	0.5	CR5HSB	6535	
503		E	0.5	BR2-LM	5798	Q310
504 / 508		E	0.7	BPR6ES	7822	
509 / 510 / 515		C	0.6	B5HS	4210	
518	Eng.HONDA, 4.0hp	A	0.8	BPR5ES	7422	
519		C	0.6	B5HS	4210	
520		A	0.5	B6HS-5	6154	
522	Eng.B&S	A	0.5	BMR6A	7421	
526-50	Eng.HONDA GX 160, 163ccm, 1-cyl., 5.5hp	A	0.8	BPR5ES	7422	
526-60	Eng.HONDA GX 200, 196ccm, 1-cyl., 6.5hp	A	0.8	BPR6ES	7822	
526-75	Eng.HONDA GX 270, 270ccm, 1-cyl., 9.0hp	A	0.8	BPR6ES	7822	
527		C	0.6	B5HS	4210	
530	Eng.B&S, 3.5hp	A	0.7	BR2-LM	5798	Q310
531	1998→1999	A	0.5	BR2-LM	5798	Q310
531	1995→2000	A	0.7	BP6ES	7811	
531	Eng.HONDA, 4.5hp	A	0.8	BPR6ES	7822	
532 / 532-02	Eng.HONDA, 5.5hp	A	0.8	BPR5ES	7422	
533		C	0.6	B5HS	4210	
543		A	0.5	B5HS	4210	
543L		A	0.8	B5HS	4210	
544		C	0.6	B5HS	4210	
545 R		A	0.5	BR2-LM	5798	Q310
545 / 545R	Eng.B&S, 5.0hp	A	0.7	BR2-LM	5798	Q310
546	Eng.B&S, 5.0hp	A	0.7	BR2-LM	5798	Q310
546RS	Eng.B&S, 5.0hp	A	0.7	BR2-LM	5798	Q310
546RT	Eng.B&S, 5.5hp	A	0.7	BR2-LM	5798	Q310
546HRM		A	0.8	BPR5ES	7422	
548 R		A	0.7	BPR5ES	7422	
548R	Eng.B&S, 5.0hp	A	0.7	BR2-LM	5798	Q310
550 H	Eng.HONDA	A	0.5	BP5ES	6511	
550	Eng.B&S, 5.5hp	A	0.7	BR2-LM	5798	Q310
550R / 550RS	Eng.B&S, 5.5hp	A	0.7	BR2-LM	5798	Q310
550HR	Eng.HONDA, 5.5hp	A	0.8	BP4ES	6928	
551R	Eng.B&S, 5.0hp	A	0.7	B2-LM	1147	
551ZR	Eng.B&S, 5.0hp	A	0.8	BPR5ES	7422	
552 Z	Eng.F & S	A	0.5	B5HS	4210	
552 ZR	Eng.F & S	A	0.5	B5HS	4210	
552Z		A	0.8	B5HS	4210	
552ZR		A	0.8	B5HS	4210	
552	Eng.B&S	A	0.8	BCPR5ES	6130	
552R	Eng.B&S	A	0.8	BCPR5ES	6130	
552HR	Eng.HONDA, 5.5hp	A	0.8	BP4ES	6928	
552HR	Eng.B&S, 6.0hp	A	0.8	BP5ES	6511	
553SL	Eng.HONDA	A	0.5	BPR5ES	7422	
553 S		A	0.6	BKR5ES	2460	
553S	Eng.B&S, 5.5hp	A	0.7	BR2-LM	5798	Q310
553SL	Eng.B&S, 6.0hp	A	0.8	BP5ES	6511	





Tool*






Stock No.

Quick No.

SOLO

554	Eng.B&S	A	0.5	BMR6A	7421	
554L		A	0.8	B6HS	4510	Q203
554Z	Eng.B&S, 5.0hp	A	0.8	BPR5ES	7422	
555	Eng.B&S, 12.5hp	A	0.6	BKR5ES	2460	
556	Eng.B&S, 6.5hp	A	0.6	BKR5ES	2460	
557 / 558	Eng.B&S, 12.5hp	A	0.6	BKR5ES	2460	
559	Eng.B&S, 5.5hp	A	0.7	BR2-LM	5798	Q310
560	Eng.B&S, 13.5hp	A	0.6	BKR5ES	2460	
562	Eng.B&S, 12.5hp	A	0.6	BKR5ES	2460	
563 / 563L		A	0.5	B6HS-5	6154	
570	Eng.B&S, 13.5hp	A	0.6	BKR5ES	2460	
572	Eng.B&S, 17.0hp	A	0.6	BKR5ES	2460	
575	Eng.B&S Intek, 20.0hp, V-Twin	A	0.6	BKR5ES	2460	
576	Eng.B&S Intek, 22.0hp, V-Twin	A	0.6	BKR5ES	2460	
577		A	0.8	B5HS	4210	
580		A	0.7	BR6HS	4200	Q209
581	Eng.B&S	A	0.7	BR2-LM	5798	Q310
581	Eng.HONDA	A	0.8	BPR5ES	7422	
582T	Eng.B&S, 5.5hp	A	0.7	BR2-LM	5798	Q310
583		A	0.8	B5HS	4210	
600 B / 600 Mini		C	0.5	BPM6A	7021	
603	103ccm	C	0.8	BPMR6A	6726	
604		C	0.6	B5HS	4210	
605	→1984	C	0.5	BPM6A	7021	
605AV		C	0.5	BPM6A	7021	
606	→1984	C	0.5	BPM6A	7021	
606AV / 610AV		C	0.5	BPM6A	7021	
610VA	→1984	C	0.5	BPM6A	7021	
611VA		C	0.5	BPMR7A	4626	
615AV		C	0.5	BPM6A	7021	
615VA / 616	→1980	C	0.5	BPM6A	7021	
616AC / 616AV		C	0.5	BPM6A	7021	
616VA		C	0.5	BPMR7A	4626	
620	→1981	C	0.5	BPM6A	7021	
620AV		C	0.5	BPM6A	7021	
620VA		C	0.5	BPMR7A	4626	
626		C	0.6	BR6HS	4200	Q209
633		C	0.8	BPMR7A	4626	
634	34ccm	C	0.8	BPMR6A	6726	
635-14	36ccm	C	0.5	BPMR8Y	2218	
635VA		C	0.5	BPMR7A	4626	
636	36ccm	C	0.8	BPMR7A	4626	
636-14 / 636-16	36ccm	C	0.5	BPMR8Y	2218	
637 / 638		C	0.8	BPMR7A	4626	
639 D		C	0.5	BPMR6A	6726	
639	38ccm	C	0.8	BPMR7A	4626	
640C		C	0.5	BPM6A	7021	
641	42ccm	C	0.8	BPMR6A	6726	
642	→1978	C	0.7	BMR6A	7421	
643IP-16	40ccm	C	0.5	BPMR8Y	2218	
643		C	0.8	BPMR7A	4626	
644	44ccm	C	0.5	BPMR6A	6726	



<div>        </div>						
SOLO						
644SP	44ccm	C	0.5	BPMR6A	6726	
644H		C	0.5	BPMR7A	4626	
644VA		C	0.5	BPMR7A	4626	
645D		C	0.5	BPMR6A	6726	
645	44ccm	C	0.5	BPMR7A	4626	
647	47ccm	C	0.8	BPMR6A	6726	
650AV		C	0.5	BPM6A	7021	
650VA	→1984	C	0.5	BPM6A	7021	
651 / 651SP	51ccm	C	0.5	BPMR7A	4626	
654		C	0.5	BPMR6A	6726	
655AV		C	0.5	BPM6A	7021	
656		C	0.8	BPMR7A	4626	
656-18	56ccm	C	0.5	BPMR8Y	2218	
660AV		C	0.5	BPM6A	7021	
662	63ccm	C	0.8	BPMR7A	4626	
664		C	0.5	BPM6A	7021	
665-20	66ccm	C	0.5	BPMR8Y	2218	
665AV		C	0.5	BPM6A	7021	
667	69ccm	C	0.8	BPMR7A	4626	
667W		C	0.8	BPMR7A	4626	
670	69ccm	C	0.8	BPMR7A	4626	
673		C	0.5	BPMR7A	4626	
675	75ccm, 5.9hp	C	0.6	BPMR8Y	2218	
675-20	75ccm, 5.9hp	C	0.5	BPMR8Y	2218	
680	81ccm	C	0.8	BPMR6A	6726	
680 W		C	0.8	BPMR7A	4626	
690	90ccm	C	0.8	BPMR7A	4626	
690 D / 690 WD / 694		C	0.8	BPMR7A	4626	
880 / 881	81ccm	C	0.5	BPMR7A	4626	
G31 / G32 / G38		C	0.5	BPMR7A	4626	
Piano 549		A	0.5	B6HS-5	6154	
Piano 581		A	0.6	B5HS	4210	
Pro-Mower 549 / Pro-Mower 580		A	0.6	B6HS	4510	Q203
T30 / T40 / T45		C	0.5	BPMR7A	4626	
Twin 100		C	0.5	BM7A	6521	
SOLOSCREED						
Trimmer	Eng.HONDA, 4.0hp	B	0.7	BPR6ES	7822	
SPARTAN						
34 / 34 AV / 34 AV12 / Deluxe		C	0.7	BM7A	6521	
PC 27 / PC 35		B	0.7	BR6S	3522	
PCE 24		B	0.7	BMR6A	7421	
Standart		C	0.7	BM7A	6521	
SPEED LOADER						
C1100		F	0.8	WR5	2438	
C500 / C502 / C750 / I-400-T		F	0.6	BR6S	3522	
I-600-T / I-800-T		F	0.8	WR5	2438	
STAUB						
480 B	Eng.B&S 750	E	0.8	BCP5ES	7496	
Blizzard 17,5 H	Eng.B&S Intek 4175	A	0.9	BKR5E	7938	
Blizzard 18H	Eng.B&S Vanguard, 18.0hp, V-Twin	A	0.9	BKR5EZ	7642	



      						
STAUB						
Blizzard 92S 13H	Eng.B&S Powerbuilt 3130 AVS	A	0.9	BKR5E	7938	
Farmer HX	Eng.HONDA GX 160, 163ccm, 1-cyl., 5.5hp	E	0.8	BPR5ES	7422	
Farmer K1	Eng.EMAK K 800 H, 196ccm, 1-cyl.	E	0.8	BKR6E	6962	
FC 30H	Eng.ACME LGA 340 Alpin	E	0.9	BKR5E	7938	
Maxibêche	Eng.KAWASAKI FJ 100D, 99ccm, 1-cyl., 2.5hp, V-Twin	E	0.7	BR6HS	4200	Q209
Mecabêche	Eng.MITSUBISHI GT 240	E	0.7	BPR6HS	7022	Q214
Micro 4	Eng.SUBARU EH 035	E	0.7	BMR6A	7421	
Microbêche / Microbineuse	Eng.HONDA GX 25, 25ccm, 1-cyl.	E	0.7	CMR5H	7599	
MTF 141H	Eng.ACME LGA 340 Alpin	E	0.9	BKR5E	7938	
MTF 52 / MTF 72	Eng.KOHLER CH 270	E	0.9	BCPR5ES	6130	
Rafale 84 12,5 KH / Rafale 98L 14,5 KH	Eng.EMAK K 1450 AVD, 14.5hp	A	0.9	BKR5E	7938	
Rancher Junior	Eng.HONDA GX 200, 196ccm, 1-cyl.	E	0.8	BPR5ES	7422	
Rancher K1050 / Rancher K1065	Eng.KOHLER CH 395	E	0.9	BKR5E	7938	
Rancher K9	Eng.KOHLER Command Pro CS, 250ccm, 8.5hp	E	0.8	BPR4ES	7222	
S440 P Essential	Eng.B&S 450 E Series	A	0.7	BR2-LM	5798	Q310
S440 PK	Eng.EMAK K 500, 140ccm, 1-cyl.	A	0.8	BKR6E	6962	
S440 PK Essential	Eng.EMAK K 600, 140ccm, 1-cyl.	A	0.8	BKR6E	6962	
S440TK Essential	Eng.EMAK K 500, 140ccm, 1-cyl.	A	0.8	BKR6E	6962	
S4501TH	Eng.HONDA GCV 135, 135ccm, 1-cyl., 4.5hp	A	0.9	BPR6ES	7822	
S5000 TK	Eng.EMAK K 600, 140ccm, 1-cyl.	A	0.8	BKR6E	6962	
S5000 TK Alu. Allroad	Eng.EMAK K 650, 159ccm, 1-cyl.	A	0.8	BKR6E	6962	
S500 TB(P) Essential	Eng.B&S 450 E Series	A	0.7	BR2-LM	5798	Q310
S500 TBQ Confort	Eng.B&S 550 Series	A	0.8	BKR6E	6962	
S500 TBXE Confort	Eng.B&S 675	A	0.7	BR2-LM	5798	Q310
S500 TH Confort	Eng.HONDA GCV 135, 135ccm, 1-cyl., 4.5hp	A	0.9	BPR6ES	7822	
S500 TK Allroad K650	Eng.EMAK K 650, 159ccm, 1-cyl.	A	0.8	BKR6E	6962	
S500 TK Essential	Eng.EMAK K 600, 140ccm, 1-cyl.	A	0.8	BKR6E	6962	
S5300TBS	Eng.B&S 675	A	0.7	BR2-LM	5798	Q310
S5300TK / S5300 TK Alu. Allroad	Eng.EMAK K 800, 196ccm, 1-cyl.	A	0.8	BKR6E	6962	
S530 TBXE Allroad / S530 TBXE Confort Plus	Eng.B&S 675	A	0.7	BR2-LM	5798	Q310
S530 TH "190KM" Confort	Eng.HONDA GCV 190, 187ccm, 1-cyl.	A	0.8	BKR6E	6962	
S530 THX / S530 THX Allroad	Eng.HONDA GCV 160, 160ccm, 1-cyl.	A	0.8	BKR6E	6962	
S530 TK Allroad	Eng.EMAK K 800, 196ccm, 1-cyl.	A	0.8	BKR6E	6962	
S530 TK Confort K650	Eng.EMAK K 650, 159ccm, 1-cyl.	A	0.8	BKR6E	6962	
S5500HXF / S5500 HXF Alu.	Eng.HONDA GX 160, 163ccm, 1-cyl., 5.5hp	A	0.8	BPR5ES	7422	
Sael 97/13T	Eng.B&S I/CAVS, 13.5hp	A	0.9	BCPR5ES	6130	
Satr 17,5 H	Eng.B&S Intek, 17.5hp	A	0.9	BCPR5ES	6130	
SBR Junior	Eng.B&S 550 Series	E	0.8	BKR6E	6962	



Stock No.

Quick No.

STAUB

SBR Senior	Eng.SUBARU EP 17	E	0.7	BR4HS	3322	
SC 380	Eng.B&S 550 Series	E	0.8	BKR6E	6962	
SC 400	Eng.SUBARU EP 16	E	0.7	BR4HS	3322	
SC500 TK Allroad Plus4	Eng.EMAK K 600, 140ccm, 1-cyl.	A	0.8	BKR6E	6962	
SC530 TK Allroad Plus4	Eng.EMAK K 800, 196ccm, 1-cyl.	A	0.8	BKR6E	6962	
SCP 500	Eng.HONDA GX 160, 163ccm, 1-cyl., 5.5hp	E	0.8	BPR5ES	7422	
SD 156	Eng.SUBARU EA 190V	B	0.7	BPR7HS	6422	Q215
SDF 51	Eng.KAWASAKI FJ 180V, 179ccm, 1-cyl.	B	0.8	BPR5ES	7422	
SDF 516	Eng.SUBARU EA 190V	B	0.7	BPR7HS	6422	Q215
SDF 60	Eng.KAWASAKI FJ 180V, 179ccm, 1-cyl.	B	0.8	BPR5ES	7422	
SDP 156 / SDP 456	Eng.SUBARU EA 190V	B	0.7	BPR7HS	6422	Q215
SDP 565	Eng.HONDA GXV 340, 337ccm, 1-cyl.	B	0.8	BPR5ES	7422	
SD Pro 80	Eng.SUBARU EX 27	B	0.7	BR6HS	4200	Q209
SF 80	Eng.SUBARU EP 16	E	0.7	BR4HS	3322	
SP500 TBX Allroad EXA4	Eng.B&S 625	A	0.7	BR2-LM	5798	Q310
SP500 TK Allroad EXA4	Eng.EMAK K 650, 159ccm, 1-cyl.	A	0.8	BKR6E	6962	
SP530 THX Allroad EXA4	Eng.HONDA, 160ccm	A	0.8	BKR6E	6962	
SP530 TK Allroad EXA4	Eng.EMAK K 800, 196ccm, 1-cyl.	A	0.8	BKR6E	6962	
ST 2152 RP	Eng.B&S Intek, 206ccm	E	0.9	BCPR5ES	6130	
ST 2160 R	Eng.B&S 750	E	0.8	BCP5ES	7496	
ST 2242A	Eng.MITSUBISHI GT 400	E	0.7	BPR6HS	7022	Q214
ST 2442 R	Eng.HONDA GC 135, 135ccm, 1-cyl., 4.0hp	E	0.9	BPR6E	2268	
ST 2442 R2D	Eng.HONDA GX 120, 118ccm, 1-cyl., 3.5hp	E	0.8	BPR5ES	7422	
ST 2640 RD	Eng.SUBARU EP 16	E	0.7	BR4HS	3322	
ST 2660 RP	Eng.SUBARU EP 17	E	0.7	BR4HS	3322	
ST 2662 RL	Eng.SUBARU EP 16	E	0.7	BR4HS	3322	
ST 2662 RX 2960	Eng.SUBARU EP 17	E	0.7	BR4HS	3322	
ST 2860 R	Eng.LONCIN LC 170, 212ccm	E	0.8	BP6ES	7811	
ST 2960R	Eng.RATO 210	E	0.8	BP6ES	7811	
ST 4661 F / ST 4661 F2 / ST 4661 FL2B	Eng.SUBARU EP 17	E	0.7	BR4HS	3322	
ST 4672 CF / ST 4672 CFLB	Eng.SUBARU EX 21	E	0.7	BR4HS	3322	
ST 5460 RL / ST 6463	Eng.HONDA GX 160, 163ccm, 1-cyl., 5.5hp	E	0.8	BPR5ES	7422	
STA 54	Eng.SUBARU EX 13	E	0.7	BR6HS	4200	Q209
STR 55	Eng.HONDA GX 160, 163ccm, 1-cyl., 5.5hp	E	0.8	BPR5ES	7422	
STR 56 / STV 3600 / STV 3600 P	Eng.SUBARU EP 17	E	0.7	BR4HS	3322	
Tourno Compact 115 / Tourno Delux. 115 4WD	Eng.HONDA GX 620, 614ccm, 2-cyl., 20.0hp	A	0.8	BPR5ES	7422	

STEINER

200Series	Eng.KOHLER Command, 27.0hp	A	0.6	BKR5ES	2460	
200Series	Eng.B&S Intek, 18.0hp	A	0.6	BKR5ES	2460	
200Series	Eng.KAWASAKI, 19.0hp	A	0.9	BCPR6ES	2330	
230	Eng.KOHLER, 27.0hp	A	0.6	BKR5ES	2460	
230	Eng.KUBOTA WG 752, 25.0hp	A	1.1	BCPR4ES-11	2378	



      						
STEINER						
415	Eng.KOHLER, 23.0hp	A	0.6	BKR5ES	2460	
430Max	Eng.KOHLER Command, 27.0hp	A	0.6	BKR5ES	2460	
430Max	Eng.KUBOTA WG 752, 25.0hp	A	1.1	BCPR4ES-11	2378	
440-34KO	Eng.KOHLER, 34.0hp, Air cooled	A	0.7	BKR5ES	2460	
440-40KO	Eng.KOHLER, 40.0hp, Air cooled	A	0.7	BKR5ES	2460	
LX1200G / ST350	Eng.FUJI-ROBIN EH 34V, 11.0hp	A	0.8	BPR6ES	7822	
ST480	Eng.B&S Vanguard, 16.0hp	A	0.6	BKR5ES	2460	
STIGA						
Combi 53 SQ B	Eng.HONDA GCV 160, 160ccm, 1-cyl.	A	0.7	BPR5ES	7422	
Compact	Eng.B&S I/C, 15.5hp	A	0.6	BKR5ES	2460	
Estate 3384 H	Eng.HONDA GXV 390, 389ccm, 1-cyl.	A	0.7	BPR5ES	7422	
Estate Grd. Overland Pro 4WD E	Eng.GXV 660	A	0.7	ZFR5F	5165	
Estate Royal H / Estate Senator H HST	Eng.HONDA GCV 530, 530ccm, 2-cyl., 15.4hp	A	0.7	BPR5ES	7422	
Excel 50 SQ H	Eng.HONDA GCV 160, 160ccm, 1-cyl.	A	0.7	BPR5ES	7422	
Excel 55 SQ H BBC	Eng.HONDA GCV 190, 187ccm, 1-cyl.	A	0.7	BPR5ES	7422	
Garden Combi H HST	Eng.HONDA GXV 390, 389ccm, 1-cyl.	A	0.7	BPR5ES	7422	
Multiclip Pro 50 S4 Inox Svan / Multiclip Pro 50 S Svan / Multiclip Pro 50 Svan / Multiclip Pro 53 S4 Inox SVAN	Eng.HONDA GCV 160, 160ccm, 1-cyl.	A	0.7	BPR5ES	7422	
Multiclip Pro 53 S4 Svan	Eng.HONDA GCV 190, 187ccm, 1-cyl.	A	0.7	BPR5ES	7422	
Multiclip Pro 53 S Svan	Eng.HONDA GCV 160, 160ccm, 1-cyl.	A	0.7	BPR5ES	7422	
Park Compact Silent	Eng.HONDA GXV 390, 389ccm, 1-cyl.	A	0.7	BPR5ES	7422	
Park Pro 25 4WD	Eng.HONDA GXV 660, 688ccm, 2-cyl., 21.5hp	A	0.7	ZFR5F	5165	
Park Pro Svan 4WD	Eng.HONDA GXV 530, 530ccm, 2-cyl.	A	0.7	BPR5ES	7422	
Park Ranger Svan / Park Royal 4WD	Eng.HONDA GCV 530, 530ccm, 2-cyl., 15.4hp	A	0.7	BPR5ES	7422	
Prestige	Eng.KOHLER Courage, 18.0hp	A	0.6	BKR5ES	2460	
Privat 8E		A	0.5	BM6A	5921	
Pro16	Eng.B&S Vanguard, 16.0hp	A	0.6	BKR5ES	2460	
Pro20	Eng.B&S Vanguard, 20.0hp	A	0.6	BKR5ES	2460	
Pro25	Eng.KOHLER Courage, 25.0hp	A	0.6	BKR5ES	2460	
Silex 95 H	Eng.HONDA GCV 160, 160ccm, 1-cyl.	E	0.7	BPR5ES	7422	
Turbo 48 S H / Turbo 50 S H / Turbo 53 S4Q H	Eng.HONDA GCV 160, 160ccm, 1-cyl.	A	0.7	BPR5ES	7422	
Turbo 53 S H	Eng.HONDA GCV 190, 187ccm, 1-cyl.	A	0.7	BPR5ES	7422	
Turbo Pro 50 S	Eng.HONDA GCV 160, 160ccm, 1-cyl.	A	0.7	BPR5ES	7422	
Turbo Pro 55 S4	Eng.HONDA GCV 190, 187ccm, 1-cyl.	A	0.7	BPR5ES	7422	
Villa Silent	Eng.HONDA GXV 390, 389ccm, 1-cyl.	A	0.7	BPR5ES	7422	
STIHL						
06 / 07 / 07 S / 08 / 08 H / 08 S		C	0.5	BPR6HS	7022	Q214



Stock No.

Quick No.

STIHL

08 S		C	0.5	BR6HS	4200	Q209
009 / 009 AV / 009 EQZ / 009 L / 009 Mini Boss / 010 AV / 011 AV / 011 AVTEQ / 011 T / 015 / 015 AV / 015 AVP / 015 AVS / 015 L / 015 LE / 015 R / 017 / 018 / 018 C / 019 T / 020 AV / 020 AVH / 020 AVP / 020 AVS / 020 AVT / 020 T / 021 / 021 Wood Boos / 023 AV / 023 C / 023 L / 023 Wood Boos / 024 / 024 AV / 024 WB / 025 / 025 AVH / 025 C / 025 Wood Boos / 026 / 026 Arctic / 026 AVP / 026 C / 026 PRO / 026 S / 028 / 028 AV / 028 AVE / 028 AVS / 028S / 028 WB / 029 / 029 Farm Boss / 030 / 031 / 031 AV / 031 AVE / 031 AVEQ / 032 / 032 AV / 032 AVE / 034 / 034 AV / 034 AVEQ / 034 WB / 036 / 036 AV / 036 AVS / 036 Pro / 036 Pro Arctic / 036 QS / 038 / 038 AV / 038 AVE / 038 AVMEQ / 038 AVS / 038 Magnum / 039		C	0.5	BPMR7A	6703	
040	Severe Service	C	0.8	BMR7A	4226	
040 G	Severe Service	C	0.8	BMR7A	4226	
040	Light Service / Normal Service	C	0.8	BPMR7A	6703	
040 G	Light Service / Normal Service	C	0.8	BPMR7A	6703	
041 / 041 AV / 041 AVE / 041 AVE Super / 041 FB / 042 / 042 AVEQ / 044 / 044 Arctic / 044 AV / 044 AVE / 044 C / 044 CSA / 045 / 045 AVE Super / 046 / 046 Arctic / 046 AVE / 046 C / 046 Magnum / 046 RHD / 046 Super / 048 / 048 AV / 048 AVE / 050 / 051 AV / 051 AVE / 056 / 056 AV / 056 AVE / 056 AVS / 064 / 064 AVEP / 064 AVEQ / 064 AVREQ / 065 / 066 / 066 Magnum / 066 W / 071 / 075 / 076 / 076 AV / 078 AVE		C	0.5	BPMR7A	6703	
084 / 084 AVEQ / 084 Z / 088		C	0.8	BPMR7A	6703	
090 E / 090 G / 090 R		C	0.5	BPMR6A	6726	
1106	6.5hp	E	0.5	BPM6A	7021	
1106	8.5hp	E	0.5	BPM7A	7321	
1108		E	0.5	BPM6A	7021	
1108-CONTRA / 1108-CONTRA G / 1108-CONTRA GS		C	0.5	BPMR6A	6726	
1109	6.5hp	E	0.5	BPM6A	7021	
1110 / 1111 / 1112 / 1113		E	0.5	BPM6A	7021	
1401		E	0.5	AB-6	2910	
4202		E	0.5	BPM6A	7021	
BG 17		C	0.5	BPMR6A	6726	
BG 56 / BG 56 C / BG 56-D	0.9hp	E	0.5	CMR6H	3365	
BG 60		E	0.6	BMR6A	7421	
BG 60E		C	0.5	BMR6A	7421	
BG 66 / BG 66 C-E D / BG 66-D	0.8hp	E	0.5	CMR6H	3365	
BG 72 / BG 75		E	0.5	BPMR7A	6703	
BG 86 / C / BG 86-D	1.1hp	E	0.5	CMR6H	3365	
BR 106		E	0.5	BPMR7A	6703	
BR 200 / BR 200-D	1.1hp	E	0.5	CMR6H	3365	
BR 320		E	0.5	BPMR7A	6703	
BR 320L		B	0.7	BPMR7A	6703	
BR 350	2.8hp	E	0.5	BPMR7A	6703	
BR 400		E	0.5	BPMR7A	6703	
BR 430 / BR 450 / BR 450 C-EF	3.9hp	E	0.5	BPMR7A	6703	
BR 500 / BR 550 / BR 600 / BR 600 Magnum / BR 700		E	0.5	CMR6H	3365	
BT 106 C		E	0.5	BPMR7A	6703	
BT 121	1.8hp	E	0.5	BPMR7A	6703	
BT 131	1.9hp	E	0.5	CMR6H	3365	
BT 360		E	0.5	BPMR7A	6703	
FC 100 / FC 110		B	0.6	CMR6H	3365	





Tool*



Stock No.

Quick No.

STIHL

FC 44		B	0.7	BMR6A	7421	
FC 55		B	0.7	BPMR7A	6703	
FC 56		B	0.6	CMR6H	3365	
FC 73		B	0.7	CMR7A	7543	
FC 75		B	0.7	BPMR7A	6703	
FC 83		B	0.7	CMR7A	7543	
FC 85		B	0.7	BPMR7A	6703	
FC 90 / FC 95		B	0.6	CMR6H	3365	
FH 75		B	0.5	BPMR7A	6703	
FR 108		B	0.7	BPMR7A	6703	
FR 130 T / FR 131 T	1.9hp	B	0.5	CMR6H	3365	
FR 350		B	0.7	BPMR7A	6703	
FR 38		B	0.7	BMR6A	7421	
FR 410 C-E	2.7hp	B	0.5	CMR6H	3365	
FR 450		B	0.7	BPMR7A	6703	
FR 460 TC-EFM / FR 460 TC-EM	3.0hp	B	0.5	CMR6H	3365	
FR 480		B	0.7	BPMR7A	6703	
FR 480 C-F	3.0hp	B	0.5	CMR6H	3365	
FR 85		B	0.7	BPMR7A	6703	
FS 100		B	0.6	CMR6H	3365	
FS 100 RX		B	0.5	CMR6H	3365	
FS 106		B	0.7	BPMR7A	6703	
FS 106 AVE		B	0.7	BPMR6A	6726	
FS 106 R		E	0.6	BPMR7A	6703	
FS 108		B	0.7	BPMR6A	6726	
FS 110	1.3hp, Viernix	B	0.7	CMR7H	3066	
FS 110	1.3hp, Normal	B	0.8	CMR5H	7599	
FS 110 R		B	0.8	CMR5H	7599	
FS 111 / FS 111 R	1.3hp	B	0.5	CMR6H	3365	
FS 120 / FS 120 R		B	0.7	BPMR7A	6703	
FS 130		B	0.5	CMR6H	3365	
FS 130	Viernix	B	0.7	CMR6H	3365	
FS 130 R		B	0.8	CMR5H	7599	
FS 131 / FS 131 R	1.9hp	B	0.5	CMR6H	3365	
FS 150 / FS 151 / FS 160 / FS 180 / FS 20 / FS 200 / FS 200AV / FS 200AVE / FS 200R / FS 202 / FS 202AV / FS 220		B	0.7	BPMR7A	6703	
FS 240 / FS 240 C-E / FS 240 R	2.3hp	B	0.5	CMR6H	3365	
FS 250 / FS 250R		B	0.7	BPMR7A	6703	
FS 25-4 / FS 25-4R		B	0.5	CMR6H	3365	
FS 260 / FS 260 C / FS 260 C-E	2.7hp	B	0.5	CMR6H	3365	
FS 280 / FS 280 K / FS 300		B	0.7	BPMR7A	6703	
FS 310		B	0.5	CMR6H	3365	
FS 311	1.9hp	B	0.5	CMR6H	3365	
FS 350		B	0.7	BPMR7A	6703	
FS 353		C	0.5	BPR6HS	7022	Q214
FS 36		B	0.6	BMR6A	7421	
FS 360 AVEZ		B	0.7	BPMR7A	6703	
FS 360 C / FS 360 C / C-EM / FS 360 C-E	2.3hp	B	0.5	CMR6H	3365	
FS 38	0.9hp	B	0.5	BPMR7A	6703	
FS 40 / C	0.9hp	B	0.5	CMR6H	3365	
FS 400		B	0.5	BPMR7A	6703	
FS 400K		C	0.5	BPMR7A	6703	





Tool*



Stock No.

Quick No.

STIHL

FS 401		B	0.7	BPMR7A	6703	
FS 401 AVE		B	0.7	BPMR6A	6726	
FS 410 / FS 410 AVE		B	0.7	BPMR7A	6703	
FS 410 C / FS 410 C-E / FS 410 C-EM / FS 410 C-EM K / FS 410 C-EM L	2.7hp	B	0.5	CMR6H	3365	
FS 420		B	0.7	BPMR7A	6703	
FS 44 / FS 44J / FS 44R		B	0.6	BMR6A	7421	
FS 45 / FS 450 / FS 450 K / FS 45C / FS 46		B	0.7	BPMR7A	6703	
FS 460 C / FS 460 C-EM / FS 460 C-EM K / FS 460 C-EM KW / FS 460 C-EM L	3.0hp	B	0.5	CMR6H	3365	
FS 46C / FS 48 / FS 480 / FS 480 K		B	0.7	BPMR7A	6703	
FS 490 C / FS 490 C-EM / FS 490 C-EM K / FS 490 C-EM KW / FS 490 C-EM L	3.3hp	B	0.5	BPMR7A	6703	
FS 50	1.1hp	B	0.5	CMR6H	3365	
FS 500		B	0.7	BPMR7A	6703	
FS 50 C-E	1.1hp	B	0.5	CMR6H	3365	
FS 50 E		E	0.6	BMR6A	7421	
FS 51		B	0.6	BMR6A	7421	
FS 510 C-EM	3.3hp	B	0.5	BPMR7A	6703	
FS 51 AVE		E	0.6	BMR6A	7421	
FS 52 / FS 55 / FS 550		B	0.7	BPMR7A	6703	
FS 55 2-Mix	1.0hp	B	0.5	BPMR7A	6703	
FS 55C / FS 55R / FS 55RC		B	0.7	BPMR7A	6703	
FS 56	1.1hp	B	0.5	CMR6H	3365	
FS 560 C-EM	3.8hp	B	0.5	BPMR7A	6703	
FS 56 AVRE		B	0.6	BMR6A	7421	
FS 56 C-E / FS 56 R	1.1hp	B	0.5	CMR6H	3365	
FS 60		B	0.6	BMR6A	7421	
FS 61		C	0.6	BMR6A	7421	
FS 61 E / FS 61 RE		E	0.6	BMR6A	7421	
FS 62		B	0.7	BPMR7A	6703	
FS 62 R		E	0.6	BPMR7A	6703	
FS 65		B	0.6	BMR6A	7421	
FS 65-4 / FS 65-4R		B	0.5	CMR6H	3365	
FS 65 AVE / FS 65 AVRE		E	0.6	BMR6A	7421	
FS 66		B	0.5	BMR6A	7421	
FS 66 R / FS 67 / FS 67 R		E	0.6	BPMR7A	6703	
FS 70 / FS 70 C-E / FS 70 RC-E	1.2hp	B	0.5	CMR6H	3365	
FS 72		B	0.7	BPMR6A	6726	
FS 74		B	0.7	BPMR7A	6703	
FS 74 AVE / FS 74 AVRE		B	0.7	BPMR6A	6726	
FS 75		B	0.7	BPMR7A	6703	
FS 76 AVE / FS 76 AVRE		B	0.7	BPMR6A	6726	
FS 80		C	0.6	BMR6A	7421	
FS 80 AVE / FS 80 AVRE / FS 80 E		E	0.6	BMR6A	7421	
FS 80R		B	0.7	BPMR7A	6703	
FS 80 RE		E	0.6	BMR6A	7421	
FS 81 / FS 85 / FS 85 R		B	0.7	BPMR7A	6703	
FS 85 RT		B	0.5	BPMR7A	6703	
FS 85 T		B	0.7	BPMR7A	6703	
FS 86	S/N ->14821680	B	0.6	BMR6A	7421	
FS 86		E	0.6	BPMR7A	6703	
FS 86 AVRE		B	0.7	BPMR6A	6726	
FS 86 R		E	0.6	BPMR7A	6703	





Tool*



Stock No.

Quick No.

STIHL

FS 87 / FS 89 / FS 89 R	1.3hp	B	0.5	CMR6H	3365	
FS 90	Normal	E	0.6	BPMR7A	6703	
FS 90	Viermix	E	0.6	CMR6H	3365	
FS 90 AVE		E	0.6	BMR6A	7421	
FS 91 / FS 91 R	1.3hp	B	0.5	CMR6H	3365	
FS 94 / FS 94 C-E / FS 94 R / FS 94 RC-E	1.2hp	B	0.5	CMR6H	3365	
FS 96		B	0.5	BMR6A	7421	
FS 96R		E	0.6	BPMR7A	6703	
GS 461	5.8hp	E	0.5	BPMR7A	6703	
H 151		B	0.7	BPMR7A	6703	
HL 100		B	0.8	CMR5H	7599	
HL 45		B	0.7	BPMR7A	6703	
HL 73		B	0.7	CMR7A	7543	
HL 75 L		B	0.5	BPMR6A	6726	
HL 90		B	0.8	CMR5H	7599	
HL 91 K / HL 94	1.2hp	B	0.5	CMR6H	3365	
HL 95	1.3hp	B	0.5	CMR6H	3365	
HS 151 / HS 202 / HS 242		B	0.7	BPMR7A	6703	
HS 246		C	0.5	BPMR7A	6703	
HS 45		B	0.7	BPMR7A	6703	
HS 46 / HS 46 C / HS 46 C-E / HS 56 C / HS 56 C-E	0.9hp	B	0.5	CMR6H	3365	
HS 60 / HS 61		B	0.7	BPMR7A	6703	
HS 72 / HS 74		B	0.5	BPMR6A	6726	
HS 75		B	0.7	BPMR7A	6703	
HS 76		B	0.5	BPMR6A	6726	
HS 80		B	0.7	BPMR7A	6703	
HS 81 R		B	0.8	CMR5H	7599	
HS 81 T / HS 82 / HS 82 R / HS 82 RC / HS 82 T	1.0hp	B	0.5	CMR6H	3365	
HS 86		B	0.8	CMR5H	7599	
HS 86 R / HS 87 R / HS 87 T	1.0hp	B	0.5	CMR6H	3365	
HT 100		C	0.6	CMR7H	3066	
HT 101		B	0.5	CMR6H	3365	
HT 102 / HT 103	1.4hp	B	0.5	CMR6H	3365	
HT 110		C	0.6	CMR7H	3066	
HT 130 / HT 131		B	0.5	CMR6H	3365	
HT 132 / HT 133	1.9hp	B	0.5	CMR6H	3365	
HT 56 C-E	1.1hp	B	0.5	CMR6H	3365	
HT 70 / HT 70 Z / HT 73 / HT 75 / HT 75 Z		B	0.7	CMR7A	7543	
HTR 85		B	0.5	BPMR6A	6726	
KM 100 FS		B	0.6	CMR6H	3365	
KM 100 R	1.4hp	E	0.5	CMR6H	3365	
KM 100 RFS / KM 100 RHL / KM 100 RHT		B	0.6	CMR6H	3365	
KM 111 R	1.4hp	E	0.5	CMR6H	3365	
KM 130 / KM 130 R		E	0.6	CMR6H	3365	
KM 131 / KM 131 R	1.9hp	E	0.5	CMR6H	3365	
KM 55 CFS / KM 55 FS / KM 55 RCFS / KM 55 RCHL / KM 55 RCHT / KM 55 RFS / KM 55 RHL / KM 55 RHT		B	0.7	BPMR7A	6703	
KM 56 RC / RC-E	1.1hp	E	0.5	CMR6H	3365	
KM 85 / KM 85 RFS / KM 85 RHL / KM 85 RHT		B	0.7	BPMR7A	6703	
KM 90 / KM 90 R		E	0.6	CMR6H	3365	
KM 94 RC-E	1.2hp	E	0.5	CMR6H	3365	
KS 43		C	0.5	AB-6	2910	
KW 85		B	0.5	BPMR7A	6703	





Stock No.

Quick No.

STIHL

Ligthing Super		C	0.5	BM7A	6521	
MM 55		E	0.5	BPMR7A	6703	
MS 150 C / C-E	1.4hp	C	0.5	CMR6H	3365	
MS 150TC		C	0.6	CMR6H	3365	
MS 170		C	0.5	BPMR7A	6703	
MS 170 2-Mix	1.6hp	C	0.5	CMR6H	3365	
MS 170 C	1.8hp	C	0.5	BPMR7A	6703	
MS 171		C	0.6	CMR6H	3365	
MS 171 C	1.8hp	C	0.5	CMR6H	3365	
MS 180		C	0.5	BPMR7A	6703	
MS 180 2-Mix	1.9hp	C	0.5	CMR6H	3365	
MS 180 BE / MS 180 C		C	0.5	BPMR7A	6703	
MS 181 / MS 181C		C	0.6	CMR6H	3365	
MS 190T / MS 191T		C	0.5	BPMR7A	6703	
MS 192 C-E	1.8hp	C	0.5	BPMR7A	6703	
MS 192T		C	0.5	BPMR7A	6703	
MS 192 TC	1.8hp	C	0.5	BPMR7A	6703	
MS 193 C / C-E / MS 193 T / TC	1.8hp	C	0.5	CMR6H	3365	
MS 200 / MS 200 T		C	0.5	BPMR7A	6703	
MS 201 / MS 201C		C	0.6	CMR6H	3365	
MS 201 C-M	2.4hp	C	0.5	CMR6H	3365	
MS 201T		C	0.6	CMR6H	3365	
MS 201 TC-M	2.4hp	C	0.5	CMR6H	3365	
MS 210 / MS 210 C		C	0.5	BPMR7A	6703	
MS 211 / MS 211C		C	0.6	CMR6H	3365	
MS 230 / MS 230 C		C	0.5	BPMR7A	6703	
MS 231 / MS 231 C / MS 231 C-BE	2.7hp	C	0.5	CMR6H	3365	
MS 240		C	0.5	BPMR7A	6703	
MS 241 C-BEM / MS 241 C-M / MS 241 C-M VW	3.1hp	C	0.5	CMR6H	3365	
MS 250 / MS 250 C		C	0.5	BPMR7A	6703	
MS 251 / MS 251C		C	0.6	CMR6H	3365	
MS 260 / MS 261 / MS 261C		C	0.5	BPMR7A	6703	
MS 261 C-M / MS 261 C-MQ	4.1hp	C	0.5	BPMR7A	6703	
MS 270 / MS 270 C / MS 271		C	0.5	BPMR7A	6703	
MS 271 C / MS 271 D-BE	3.5hp	C	0.5	BPMR7A	6703	
MS 280 / MS 280 C / MS 290 / MS 291		C	0.5	BPMR7A	6703	
MS 291 C / MS 291 C-BE	3.8hp	C	0.5	BPMR7A	6703	
MS 310 / MS 311 / MS 341 / MS 360 / MS 360 C / MS 361 / MS 361 CQ / MS 361 W / MS 362		C	0.5	BPMR7A	6703	
MS 362 C-M	4.7hp	C	0.5	CMR6H	3365	
MS 362 C-Q	4.6hp	C	0.5	BPMR7A	6703	
MS 390 / MS 391 / MS 440 / MS 441 / MS 441 C		C	0.5	BPMR7A	6703	
MS 441 C-M	5.7hp	C	0.5	BPMR7A	6703	
MS 460 / MS 460 Magnum Rescue		C	0.5	BPMR7A	6703	
MS 460-R	6.0hp	C	0.5	BPMR7A	6703	
MS 461 / MS 461R / MS 461R Rescue		C	0.5	BPMR7A	6703	
MS 461 VW	6.0hp	C	0.5	BPMR7A	6703	
MS 650 / MS 660		C	0.5	BPMR7A	6703	
MS 661 C-M / W	7.3hp	C	0.5	BPMR7A	6703	
MS 880		C	0.5	BPMR7A	6703	
SG17		C	0.5	BPMR6A	6726	
SH 56 / SH 56 C / C-E / SH 56-D	0.9hp	E	0.5	CMR6H	3365	
SH 86 / C / SH 86-D / SR 200	1.1hp	E	0.5	CMR6H	3365	





Stock No.

Quick No.

STIHL

SR 320		E	0.5	BPMR7A	6703	
SR 400		B	0.7	BPMR7A	6703	
SR 420		E	0.5	BPMR7A	6703	
SR 430 / SR 450	3.9hp	E	0.5	BPMR7A	6703	
TS 08	S/N 18735399->	C	0.8	BPMR7A	6703	
TS 08	S/N ->18735398	C	0.8	BPR6HS	7022	Q214
TS 200		C	0.5	BPMR7A	6703	
TS 350	S/N 17451128->	C	0.8	BPMR7A	6703	
TS 350	S/N ->17451127	C	0.8	BPR6HS	7022	Q214
TS350S		C	0.8	BPMR7A	6703	
TS 360		C	0.5	BPMR7A	6703	
TS 360 S / TS 400		E	0.5	BPMR7A	6703	
TS 410 / TS 420	4.4hp	E	0.5	BPMR7A	6703	
TS 460		E	0.5	BPMR7A	6703	
TS 480		C	0.5	BPMR7A	6703	
TS 480i	5.2hp	E	0.5	BPMR7A	6703	
TS 50		C	0.5	BPMR7A	6703	
TS 500i	5.2hp	E	0.5	BPMR7A	6703	
TS 510		E	0.5	BPMR7A	6703	
TS 510 AVE		C	0.5	BPMR7A	6703	
TS 700	6.7hp	E	0.5	BPMR7A	6703	
TS 760		E	0.5	BPMR7A	6703	
TS 760 AVE		C	0.5	BPMR7A	6703	
TS 800	6.7hp	E	0.5	BPMR7A	6703	

STIHL-STIGA

BA 20		A	0.5	B6S	3510	Q302
BB 800 / BB 800 President / BB 800 Privat 8E / CB 700 / Park 20008 / Pony 6 / Pony 8		A	0.5	BM6A	5921	
RA Dino 2T / SB 50		A	0.5	B6S	3510	Q302
SB50 vario-speed / Tornado TB300 / Tornado TB500		A	0.5	BM6A	5921	

STRUNK

Big Timber		C	1.0	B-4	3210	
EBC-1 / EBC-3		C	0.6	B6S	3510	Q302
Tall Timber		C	0.6	BMR6A	7421	

SUFFOLK

12" Colt / 12" Super Colt / 14" Super Punch / 16" Demon de Luxe / 16" Suffolk / 17" Super Punch / 19" Demon de Luxe / 19" Side Wheel Mower MK 1/2 / 19" Squire		A	0.7	BR6S	3522	
--	--	---	-----	------	------	--

SUZUKI

M 120X		D	0.7	BPMR4A	6028	
S 200K		D	0.6	BR5HS	3722	
S 200KR		D	0.7	B5HS	4210	
S 200R		D	0.7	BP6HS	4511	
S 250		D	0.7	BP5HS	4111	
SD 1400 / SD 2000R		D	0.8	BPR6ES	7822	
SD 650R		D	0.7	BPMR6A	6726	
SE 2000	2000->	D	0.8	BPR6HS	7022	Q214
SE 2500 L 1998		D	0.8	BPR5HS	6222	
SE 300		D	0.4	CM-6	5812	
SE 3000 / SE 3000 A		D	0.8	BPR6HS	7022	Q214
SE 3000 AD / SE 3000 C / SE 3000 L 1998		D	0.8	BPR5HS	6222	





Stock No.

Quick No.

SUZUKI

SE 3800S		D	0.7	BP5HS	4111	
SE 400		D	0.7	BPMR4A	6028	
SE 4000 / SE 4000 S / SE 4000 SED		D	0.7	BP5HS	4111	
SE 400 A / SE 400 C / SE 400 T / SE 500 / SE 500 A / SE 500 C		D	0.7	BPMR4A	6028	
SE 600		D	0.6	BPMR4A	6028	
SE 600 A		D	0.6	BPM4A	5928	
SE 700 / SE 700 A		D	0.7	BPMR6A	6726	
SE 800 / SE 800 A		D	0.6	BPMR4A	6028	
SR 1500 / SR 2000 / SV 1000 / SV 1200 / SV 1200 L / SV 1400 / SV 1400 L / SV 1400 P / SV 1500 / SV 1800 / SV 1800 L / SV 1800 P / SV 2000 / SV 2000 C		D	0.8	BPR6ES	7822	
SV 2000 K		D	0.8	BPR5ES	7422	
SV 2000 L / SV 2000 P / SV 2000 R / SV 2000 S / SV 2200 / SV 2200 L / SV 2200 P / SV 2300 / SV 2300 C / SV 2300 H / SV 2300 L / SV 2300 R / SV 2500 / SV 2500 L / SV 2500 P / SV 2800		D	0.8	BPR6ES	7822	
SV 3800 S / SV 4000 / SV 4000 D / SV 4000 E / SV 4000 P / SV 4000 S		D	0.8	BPR5ES	7422	
SV 7500		D	0.8	BPR6ES	7822	
SVW 140 / SVW 140 L		D	0.8	BPR5ES	7422	
SW 140 S / SW 140 SE		D	0.7	BP5HS	4111	
SX 1000		D	0.8	BPR5HS	6222	
SX 600 / SX 600 R		D	0.7	BPR4HS	7823	
SX 600 R (1998-)	1998→	D	0.7	BPR5HS	6222	
SX 650 R / SX 750 / SX 800 / SX 800 R / SX 900		D	0.8	BPR5HS	6222	
V 120 / V 140 X / V 160 / V 420		D	0.8	BPR6ES	7822	

SWISHER

DST67522BS	Eng.B&S 675 E	B	0.8	BKR5ES	2460	
FC11544BS	Eng.B&S, 344ccm, 11.5hp	A	0.7	BKR5ES	2460	
FC12544BS	Eng.B&S, 344ccm, 12.5hp	A	0.7	BKR5ES	2460	
FC14560BS	Eng.B&S, 500ccm, 14.5hp	A	0.7	BKR5ES	2460	
FC18560BS	Eng.B&S, 540ccm, 18.5hp	A	0.7	BKR5ES	2460	
ST67522BS	Eng.B&S 675 E	B	0.8	BKR5ES	2460	
ZT2760B	Eng.B&S, 724ccm, 27.0hp	A	0.7	BKR5ES	2460	
ZTR2454BS	Eng.B&S, 724ccm, 24.0hp	A	0.7	BKR5ES	2460	
ZTR2454KA	Eng.KAWASAKI FR 730V, 726ccm, 2-cyl., 24.0hp, V-Twin	A	0.8	BPR4ES	7222	
ZTR2460BS	Eng.B&S, 724ccm, 24.0hp	A	0.7	BKR5ES	2460	
ZTR2460KA	Eng.KAWASAKI FR 730V, 726ccm, 2-cyl., 24.0hp, V-Twin	A	0.8	BPR4ES	7222	
ZTR2760BS	Eng.B&S, 724ccm, 27.0hp	A	0.7	BKR5ES	2460	
ZTR2866BS	Eng.B&S, 810ccm, 28.0hp	A	0.7	BKR5ES	2460	

TANAKA

50		C	0.6	B-2	3110	
160 / 162 / 202 / 205 / 215 / 220 / 232		B	0.5	BMR6A	7421	
240 / 250		B	0.7	BPMR6A	6726	
262 / 265 / 300 / 322 / 373		B	0.5	BMR6A	7421	
420 PF		B	0.7	BPMR6A	6726	
422 C / 425		B	0.5	BMR6A	7421	
430 PF		B	0.7	BPMR6A	6726	
500 / 501		B	0.5	BMR6A	7421	
2110 / 2211 / 2251 / 2410 / 4500 / 5000 / 7000S		B	0.7	BPMR6A	6726	
AQB 381		E	0.6	B6S	3510	Q302





Tool*



Stock No.

Quick No.

TANAKA

AQB 600		E	0.6	B7S	3710	
AST 210	20ccm	B	0.6	BPM6A	7021	
AST 250		B	0.8	BPM6A	7021	
AST 5000		B	0.7	BPM6A	7021	
AST 5770		B	0.7	BPMR6A	6726	
AST 7000	20ccm	B	0.8	BPM6A	7021	
AST 7000 S		B	0.8	BPM6A	7021	
DEG 600 / DMD 430		E	0.6	B7S	3710	
EBC-1		C	0.8	BR6S	3522	
EC 11		E	0.6	BM6A	5921	
ECS-290		C	0.7	BMR6A	7421	
ECS-3		C	0.8	BR6S	3522	
ECS-300		C	0.7	BM6A	5921	
ECS-307		C	0.6	BMR6A	7421	
ECS-320	32ccm	C	0.7	BM6A	5921	
ECS-330		C	0.7	BM6A	5921	
ECS-3301	32ccm	C	0.6	BM6A	5921	
ECS-3301 B		C	0.7	BM6A	5921	
ECS-3351	32ccm	C	0.6	BM6A	5921	
ECS-35		C	0.6	BM6A	5921	
ECS-350		C	0.6	BMR6A	7421	
ECS-3500 / ECS-3500B		C	0.7	BPM6A	7021	
ECS-351		C	0.7	BM6A	5921	
ECS-355		C	0.6	BM6A	5921	
ECS-356		C	0.7	BM6A	5921	
ECS-357 / ECS-35B / ECS-35E		C	0.6	BM6A	5921	
ECS-370		C	0.6	BM7A	6521	
ECS-3801		C	0.8	BPM7A	7321	
ECS-4000		C	0.7	BPM6A	7021	
ECS-4000B	40ccm	C	0.7	BPM6A	7021	
ECS-405	1986→	C	0.7	BM6A	5921	
ECS-405	→1985	C	0.7	BM7A	6521	
ECS-415	1986→	C	0.7	BM6A	5921	
ECS-415	→1985	C	0.7	BPM7A	7321	
ECS-5		C	0.8	BR6S	3522	
ECS-505 / ECS-506		C	0.7	BPMR6A	6726	
ECS-650	63ccm	C	0.7	BPM7A	7321	
ECS-655		C	0.7	BPM7A	7321	
ECT-3401 / ECT-3801 / ECT-6501		C	0.5	BPMR7A	4626	
ECU 3801		E	0.6	BPM7A	7321	
ECV-3400 / ECV-3801	24ccm	C	0.5	BPMR7A	4626	
ECV-4501	39ccm, S/N V001001→	C	0.6	BPMR7A	4626	
ECV-5601		C	0.6	BPMR8Y	2218	
EHC 120		E	0.6	BM7A	6521	
EHC-120	63ccm	C	0.6	BMR6A	7421	
EHC-140		C	0.7	BPMR6A	6726	
EHC 506		E	0.6	BM7A	6521	
EHG-120		C	0.6	BMR6A	7421	
ES-650/20 / ES-650/24 / ES-655		C	0.7	BPMR6A	6726	
ESC-355		C	0.5	BMR6A	7421	
ESC-415		C	0.5	BPMR7A	4626	
HMD		E	0.6	B7S	3710	





Tool*



Stock No.

Quick No.

TANAKA

HTD 2520 PF / HTD 2522 PF / HTD 2526 PF / HTD 2530 PF / HTS 2530 PF		B	0.8	BPM6A	7021	
JD 37		E	0.6	B7S	3710	
JEA 37		E	0.6	B6S	3510	Q302
JEA 50		E	0.6	BM6A	5921	
JEA 50		E	0.6	BMR6A	7421	
JEA 500		E	0.6	BM6A	5921	
LEG 1200		E	0.6	B6S	3510	Q302
ME 301 / ME 303 / ME 304 / ME 430		E	0.6	B7S	3710	
Moby X 24 / Moby X 26		E	0.7	BPMR7A	4626	
N 301		E	0.6	BM7A	6521	
N 303		E	0.6	BM7	6321	
PB-SE 802		E	0.6	BM7A	6521	
PB-SE 803		E	0.7	BPM6A	7021	
PB-SM 802		E	0.7	BM7A	6521	
PB-SM 833		E	0.7	BPMR7A	4626	
PCP 3 Type SD		E	0.6	B6S	3510	Q302
PF 2500		E	0.7	BPMR7A	4626	
PF 2600		E	0.6	BPMR7A	4626	
PF 3000 / PF 3300		E	0.7	BPMR7A	4626	
PF 4000 / PF 4010 / PF 4210		E	0.6	BPM6A	7021	
PHT 15 / PHT 25		B	0.8	BM6A	5921	
PK-SE 2033		E	0.7	BPMR7A	4626	
PK-SE 2035		E	0.6	BM7A	6521	
PM 21		E	0.5	BPMR6A	6726	
PM 2100		E	0.6	BPM6A	7021	
QBM 23		E	0.6	BM6A	5921	
QBM 23 DX / QBM 23 N		E	0.6	B6S	3510	Q302
QCP 12 / QCP 121		E	0.6	BM6A	5921	
QCP 381		E	0.6	B6S	3510	Q302
QEG 250 / QEG 300 / QS 22		E	0.6	BM6A	5921	
QUM-2 / QUM-2N		B	0.8	BM6A	5921	
REG 1000 / REG 600		E	0.6	B7S	3710	
REG 80		E	0.6	B6S	3510	Q302
REG 800 / S 3 / SAC 30B		E	0.6	B7S	3710	
Scythe JHJ37		B	0.8	BM6A	5921	
SEG 100		E	0.6	B6S	3510	Q302
SEG 221		E	0.7	B6HS	4510	Q203
SF-PH 230S	S/N B0010001→	B	0.7	BPMR6A	6726	
SHC 30B / SMC 30B		E	0.6	B7S	3710	
SP 351		B	0.7	BPMR6A	6726	
SP-351		C	0.7	BPM6A	7021	
SP 37		B	0.7	BPMR6A	6726	
SP-37		C	0.7	BPM6A	7021	
SP 411		B	0.7	BPMR6A	6726	
SP-411		C	0.7	BPM6A	7021	
SP 502		B	0.8	BM6A	5921	
SP-502		C	0.7	BM6A	5921	
ST 16		E	0.6	BM7	6321	
ST 1600		B	0.8	BM6A	5921	
SUM 3 / SUM 301		B	0.6	BM6A	5921	
SUM 312 / SUM 318 / SUM 328		B	0.5	BMR6A	7421	
SUM 351		B	0.7	BM7A	6521	





Stock No.

Quick No.

TANAKA

SUM 421		B	0.5	BMR6A	7421	
SW 16 / SW 20		B	0.8	BM6A	5921	
T 16		E	0.6	BM6A	5921	
T 321 / T 322 / T 323		E	0.6	BM7A	6521	
TBC 16		B	0.5	BMR6A	7421	
TBC 160	S/N F008200->	B	0.8	BM6A	5921	
TBC 162	S/N C072005->	B	0.8	BM6A	5921	
TBC 2000		B	0.8	BPM6A	7021	
TBC 202	S/N F005800->	B	0.8	BM6A	5921	
TBC 205		B	0.8	BM6A	5921	
TBC 2100 / TBC 2110	21ccm	B	0.7	BPM6F	5950	
TBC 215	S/N F014100->	B	0.8	BM6A	5921	
TBC 218		B	0.8	BM6A	5921	
TBC 220	21ccm	B	0.6	BPM6A	7021	
TBC 2200		B	0.8	BPM6A	7021	
TBC 220 SS		B	0.7	BPMP6A	6726	
TBC 2211	21ccm	B	0.8	BPM6A	7021	
TBC 225		B	0.8	BMR6A	7421	
TBC 2251		B	0.6	BPMP6A	6726	
TBC 225 C		B	0.7	BMR6A	7421	
TBC 225 CS / TBC 225 S		B	0.7	BPMP6A	6726	
TBC 23		B	0.5	BMR6A	7421	
TBC 230 / TBC 230 B / TBC 230 SF		B	0.7	BPMP6A	6726	
TBC 235		B	0.5	BMR6A	7421	
TBC 240		B	0.8	BM6A	5921	
TBC 2400		E	0.6	BPM6A	7021	
TBC 240 PFCS / TBC 240 PFDS / TBC 240 PFS		B	0.7	BMR7A	4226	
TBC 240 S		B	0.7	BM7A	6521	
TBC 240 SFS		B	0.7	BMR7A	4226	
TBC 2410	25ccm	B	0.7	BPM6F	5950	
TBC 245		B	0.8	BMR6A	7421	
TBC 245 PF		B	0.6	BPMP7A	4626	
TBC 250	24ccm	B	0.6	BPM6A	7021	
TBC 2500		B	0.8	BMR6A	7421	
TBC 2501 D / TBC 2501 DS		B	0.6	BMR6A	7421	
TBC 2501 H	S/N C263177S/N C263752	B	0.8	BM6A	5921	
TBC 2501 S		B	0.6	BMR6A	7421	
TBC 250 D		B	0.8	BMR6A	7421	
TBC 250 DH		B	0.6	BPM6A	7021	
TBC 250 PFD		B	0.6	BPMP7A	4626	
TBC 250 SF		B	0.6	BMR6A	7421	
TBC 2510	24ccm	B	0.8	BPM6A	7021	
TBC 255 SFK		B	0.7	BM7A	6521	
TBC 260		B	0.8	BMR6A	7421	
TBC 260 PFL / TBC 260 SF		B	0.7	BM7A	6521	
TBC 262	S/N G231370->	B	0.8	BM6A	5921	
TBC 265	S/N ->N006100	B	0.7	BM7A	6521	
TBC 265	S/N N006101->	B	0.8	BM6A	5921	
TBC 265 SS	S/N ->N006100	B	0.7	BM7A	6521	
TBC 265 SS	S/N N006101->	B	0.8	BM6A	5921	
TBC 270 PF	26ccm	B	0.6	BPM7A	7321	
TBC 270 PFD / TBC 270 PN / TBC 270 PND		B	0.7	BPMP7A	4626	





Tool*



Stock No.

Quick No.

TANAKA

TBC 280		B	0.7	BPMR6A	6726	
TBC 2800	28ccm	B	0.7	BPM6F	5950	
TBC 280 PF		B	0.8	BM6A	5921	
TBC 290		B	0.8	BMR6A	7421	
TBC 30		B	0.7	BPMR6A	6726	
TBC 300	29ccm	B	0.7	BM7A	6521	
TBC 300 SDH		B	0.6	BM7A	6521	
TBC 3010	29ccm	B	0.7	BM7A	6521	
TBC 322 / TBC 325		B	0.7	BM7A	6521	
TBC 340 / TBC 340 DS / TBC 340 PFD / TBC 340 S		B	0.6	BPMR7A	4626	
TBC 355 / TBC 355 B / TBC 355 DH		B	0.7	BM7A	6521	
TBC 37		B	0.5	BMR6A	7421	
TBC 373		B	0.8	BM6A	5921	
TBC 4000	20ccm	B	0.6	BPM6A	7021	
TBC 400 F / TBC 400 PF		B	0.7	BPMR6A	6726	
TBC 4010 / TBC 4110	40ccm	B	0.8	BM6A	5921	
TBC 420		B	0.7	BPMR6Y	5256	
TBC 4200		B	0.7	BPMR6A	6726	
TBC 4200 D		B	0.6	BPMR6A	6726	
TBC 420 PF	40ccm	B	0.8	BPM6A	7021	
TBC 422		B	0.8	BM6A	5921	
TBC 422 C	40ccm	B	0.6	BM6A	5921	
TBC 425		B	0.8	BM6A	5921	
TBC 430 PF	40ccm	B	0.8	BPM6A	7021	
TBC 4500	20ccm	B	0.6	BPM6A	7021	
TBC 4501		B	0.7	BPMR6A	6726	
TBC 500	46ccm	B	0.6	BPM6A	7021	
TBC 5000		B	0.6	BPM6A	7021	
TBC 501		B	0.8	BM6A	5921	
TBC 550		B	0.7	BPMR6A	6726	
TBC 5500		B	0.8	BPM6A	7021	
TBC 600		B	0.7	BPMR6A	6726	
TBC 720 PF		B	0.8	BPMR6Y	5256	
TBH 2500		E	0.6	BM7A	6521	
TBL 300 / TBL 450		E	0.6	B7S	3710	
TBL 455 / TBL 500		E	0.6	BM7A	6521	
TC 218		E	0.6	BM6A	5921	
TC 220		E	0.6	BPM6A	7021	
TC 2300		E	0.7	BPMR6A	6726	
TC 262 / TC 265		E	0.6	BM6A	5921	
TC 355		E	0.6	BMR7A	4226	
TC 401 / TC 402 / TC 422 / TC 47		E	0.6	BPM6A	7021	
TC 4700 / TC 47 R		E	0.7	BPMR6A	6726	
TCG 24 EASPSL		B	0.8	BMR7A	4226	
TCG24EBDP / TCG24EBSP / TCG27EBDP / TCG27EBSP		B	0.6	BMR7A	4226	
TCG 40 EASLP / TCG 40 EASP		B	0.7	BPMR6A	6726	
TCH22EA2 / TCH22EAP2 / TCH22EB2 / TCH22EBP2 / TCH22EC2 / TCH22ECP2		B	0.6	BMR7A	4226	
TCP 25		E	0.6	BPM7A	7321	
TCP 38 / TCP 381		E	0.6	B6S	3510	Q302
TCS27EPAP		C	0.6	BM7A	6521	
TCS-3301PFS / TCS-3351PFS		C	0.6	BPM6A	7021	
TCS-33 EB		C	0.7	BPMR6A	6726	





Tool*



Stock No.

Quick No.

TANAKA

TCS33EDTP		C	0.7	BPMR7A	4626	
TCS-3401 / TCS-3410		C	0.7	BPM7A	7321	
TCS-40 EA		C	0.7	BPMR7A	4626	
TCS-506		C	0.7	BPM7A	7321	
TCS51EAP		C	0.6	BPMR7A	4626	
TCS-650 / TCS-655		C	0.7	BPM7A	7321	
TEA 30		E	0.6	B7S	3710	
TEA 302		E	0.6	BM7A	6521	
TEA 500		E	0.6	BM6A	5921	
TED 210		E	0.6	BPM6A	7021	
TED 23 / TED 232 / TED 260 / TED 262 / TED 265		E	0.6	BM6A	5921	
THB 2100		E	0.7	BM6F	6221	
THB 2500 / THB 2510 / THB 2510 V		E	0.6	BPMR6A	6726	
THB 260 PF		E	0.6	BM7A	6521	
THB 260 PFVS		E	0.6	BMR7A	4226	
THB 300		E	0.6	BM6A	5921	
THT 16 / THT 162		B	0.8	BM6A	5921	
THT 1800		E	0.7	BPMR6A	6726	
THT 200		B	0.8	BM6A	5921	
THT 2000		B	0.8	BPM6A	7021	
THT 210		E	0.6	BM6A	5921	
THT 2100	21ccm	B	0.8	BPM6A	7021	
THT 210 S		B	0.8	BPM6A	7021	
THT 212		B	0.8	BM6A	5921	
THT 2120	21ccm	B	0.8	BPM6A	7021	
THT 23 / THT 230 / THT 232		B	0.8	BM6A	5921	
THT 240	21ccm	B	0.8	BPM6A	7021	
THT 2510 / THT 2520	24ccm	B	0.8	BPM6A	7021	
THT 2530		B	0.8	BPM6A	7021	
THT 2540	24ccm	B	0.8	BPM6A	7021	
THT 262	26ccm	B	0.8	BM6A	5921	
TIA 30 / TIA 302 / TIA 305 / TLE 500 / TLE 550		E	0.6	BM7A	6521	
TOB 120 / TOB 175 / TOB 300		E	0.6	BMR6A	7421	
TOB 550		E	0.6	BPR7HS	6422	Q215
TPB 350 GX		E	0.7	BM7A	6521	
TPB 400 GX		E	0.7	BPM6A	7021	
TPE 2100 / TPE 2110 / TPE 2410		B	0.7	BPM6F	5950	
TPE 250		B	0.8	BPM6A	7021	
TPE 2501 / TPE 250 PF		B	0.6	BM7A	6521	
TPE 260 PF		B	0.7	BM7A	6521	
TPE 270 PF / TPE 270 PN		B	0.6	BPM7A	7321	
TPH 2211		E	0.6	BPMR6A	6726	
TPH 230 S / TPH 230 SS / TPH 2501 / TPH 2501 S / TPH 2501 SS / TPH 250 PF / TPH 260 P		B	0.8	BMR6A	7421	
TPH 270 PF	26ccm	B	0.6	BPM7A	7321	
TPH 270 S / TPH 270 SS		B	0.8	BMR6A	7421	
TPK 400 GS / TPK 470 GS		E	0.6	BPM6A	7021	
TPS-2501		C	0.6	BMR7A	4226	
TPS-250 PN		C	0.6	BPMR7A	4626	
TPS-2510		C	0.6	BPMR6A	6726	
TPS-260 PF		C	0.7	BM7A	6521	
TPS-270 PF		C	0.7	BPMR7A	4626	
TPS-270 PN		C	0.6	BPMR7A	4626	





Stock No.

Quick No.

TANAKA

TRB 24 EAP		E	0.7	BMR7A	4226	
TRB 65 EF		E	0.7	BPMR7A	4626	
TSD 23		E	0.6	BM6A	5921	
TST 218		B	0.8	BM6A	5921	
TUM 220 / TUM 250		B	0.6	BPM6A	7021	

TAS

EBC 1		C	0.6	BR6S	3522	
ECS 25		C	0.6	BM7A	6521	
ECS 3 / QUM 2		C	0.6	BR6S	3522	
TBC 30 / TBS 23		C	0.6	BM7A	6521	

TAYLOR

TC 200	Eng.FORD	F	0.8	WR5	2438	
TC200-300	Eng.CHRYSLER	F	0.7	BPR4ES	7222	
TC 250 / TC 300	Eng.FORD	F	0.8	WR5	2438	
TY100-150		F	0.8	WR5	2438	
Yardster		F	0.6	A6FS	2210	








TECHNOID

Wilkra		F	0.6	B6S	3510	Q302
--------	--	---	-----	-----	------	------

TECUMSEH

A 220	4.8hp, 1995→	E	0.6	BR2-LM	5798	Q310
AH 440 / AH 470		C	0.7	B-4	3210	
AH 480	3.9hp	E	0.7	B6S	3510	Q302
AH 490		C	0.7	B-4	3210	
AH 520	2.3hp	E	0.7	BP-4	2911	
AH 580		C	0.7	B-4	3210	
AH 600	3.0hp	E	0.7	BPM6A	7021	
AH750		C	0.9	BP6S	3111	
AH 817	5.0hp	E	0.7	B6S	3510	Q302
ALN 330	7.2hp, 1995→	E	0.6	BR2-LM	5798	Q310
AV 520	2.8hp	E	0.7	B4-LM	3410	
AV 600	5.0hp	E	0.7	B6S	3510	Q302
BH 153 / BH 173		E	0.6	BR4-LM	4133	
BH 35	3.5hp, 1995→	E	0.6	BR2-LM	5798	Q310
BH 37		E	0.6	BR2-LM	5798	Q310
BH 40	4.0hp, 1995→	E	0.6	BR2-LM	5798	Q310
BV 153 / BVL 153		E	0.6	BR2-LM	5798	Q310
BVL 173 / BVL 198		E	0.6	BR4-LM	4133	
BVS 143 / BVS 153 / Centura 40 S / Centura 40 V / Centura 45 S / Centura 50 LX / Centura 50 V / Centura 55LX / Centura 55 V		E	0.6	BR2-LM	5798	Q310
CH 133		E	0.5	BR2-LM	5798	Q310
Enduro	11.0hp	E	0.8	BR7ES	5122	
Enduro 11-13.5 / Enduro 15-18 / Enduro 9-11 EC / Enduro OV691EA 18-22 / Enduro OV691EP 18-22 / Enduro XL OV 195 / Enduro XL OV691EP 23-25 / Formula 10-13 / Formula 14-17.5		E	0.8	BR7ES	5122	
Formula 8-10		E	0.5	BR2-LM	5798	Q310
Formula 9-11 / Formula OV 195 / Formula OV 691EA 18-20 / Formula OV 691EP 18-20		E	0.8	BR7ES	5122	
Futura		E	0.7	BR2-LM	5798	Q310
Geotec 37 / Geotec 40		E	0.6	BR2-LM	5798	Q310
Geotec 45 / Geotec 50 / Geotec 60 / Geotec 65		E	0.6	BR7ES	5122	



      						
TECUMSEH						
Premier 153 / Premier 173 / Premier 45		A	0.6	BR4-LM	4133	
Premier 55		A	0.6	BR7ES	5122	
Prisma	5.0hp, 1995→	A	0.6	BR2-LM	5798	Q310
Prisma Automatic Start / RV 173		A	0.6	BR4-LM	4133	
Spectra		A	0.7	BR2-LM	5798	Q310
Synergy 55		A	0.6	BR7ES	5122	
Vantage	3.5hp, 1995→	E	0.6	BR2-LM	5798	Q310
Vantage 35		E	0.6	BR4-LM	4133	
Vantage 35 Eco-Tec / Vantage 37 Eco-Tec		E	0.6	BR2-LM	5798	Q310
Vantage 40		E	0.6	BR4-LM	4133	
TERRILL						
60		C	0.7	B-4L	3112	
24000A		C	0.6	BM7A	6521	
CS6 / CS7		C	0.7	B-4L	3112	
THEW-LORAIN						
Front End Loader		F	0.6	AB-6	2910	
TIEL BURGER						
t45H	Eng.HONDA GS160, 160ccm, 5.0hp	E	0.7	BPR6ES	7822	
t50	Eng.KAWASAKI FA130D, 129ccm, 1-cyl., 3.0hp	E	0.6	BM6A	5921	
t50	Eng.HONDA GX120, 118ccm, 3.5hp	E	0.7	BPR6ES	7822	
t50	Eng.B&S, 148ccm, 3.5hp	E	0.7	BR2-LM	5798	Q310
TOHATSU						
450AA-G / 450BM-G		E	0.6	B7HS	5110	Q204
T43G		E	0.6	B6S	3510	Q302
T 50 / T 50 E / T 50 F / T 50 G		E	0.6	B7S	3710	
T56E		E	0.6	B-4	3210	
T 65 / T 65 C4		E	0.6	B7S	3710	
TRC-1-75		E	0.6	B7HS	5110	Q204
TRC-2MK		E	1.0	BP7HS-10	7829	
TRC-3-75		E	0.6	B7HS	5110	Q204
TRC-IIM / TRC-IM		E	1.0	BP7HS-10	7829	
V20BA-G / V20BM-G		E	0.6	B7HS	5110	Q204
V20JA		E	0.6	B7S	3710	
V20JB2 / V30JA / V38BA-G / V38BM-G / V46AM-G / V50CA-G / V60AA-G / V75CA-G		E	0.6	B7HS	5110	Q204
V75EM-G		E	1.0	BP7HS-10	7829	
TOMOS						
Kooper		E	0.6	B6HS	4510	Q203
TONDU						
30F / 35F / 42F		C	0.8	BPMR7A	4626	
M18 / Pro 255		B	0.6	BM6A	5921	
Pro 851		B	0.6	BM7A	6521	
S 180 / S 255 / S 260		B	0.6	BM6A	5921	
TOPSO						
E 380 Super		C	0.6	BM6A	5921	
E 500AV / E 501AV / E 510AVB / E 511AVB		C	0.5	BPMR6A	6726	
E 600AV		C	0.5	BR6HS	4200	Q209



Stock No.

Quick No.

TOPSO

E 601AV / E 610AVB / E 611AVB / E 700AV / E 710AVB

C

0.5

BPMR6A

6726

TORO

20005 / 20016 / 20017 / 20047 / 20053 / 20054 / 20055 / 20056

A

0.7

BR2-LM

5798

Q310

20057 Super Recycler

A

0.8

BKR5E

7938

20058 / 20070 / 20073 Recycler

A

0.7

BR2-LM

5798

Q310

20199 / 20200

Eng.B&S, 190ccm, 8.8hp

A

0.5

BKR5ES

2460

20316

Eng.B&S, 190ccm, 6.5hp

A

0.5

BKR5ES

2460

20318

Eng.KOHLER, 149ccm

A

0.7

DCPR6E

3481

20332 / 20333 / 20334 / 20352

Eng.B&S, 190ccm, 6.5hp

A

0.5

BKR5ES

2460

20370 / 20371 / 20376 / 20377 / 20378

Eng.KOHLER, 149ccm

A

0.7

DCPR6E

3481

20382

Eng.HONDA GVC 160, 160ccm

A

0.7

BPR6ES

7822

30074 / 30078

Eng.KAWASAKI FS 481V, 603ccm, 2-cyl., 14.5hp, V-Twin

A

0.8

BPR4ES

7222

30488 / 30489

Eng.KAWASAKI, 603ccm, 18.5hp

A

0.8

BPR4ES

7222

30632 / 30634 / 30638 / 30672 / 30674 / 30678 / 30934 / 30938 / 39074 / 39078

Eng.KAWASAKI FS 481V, 603ccm, 2-cyl., 14.5hp, V-Twin

A

0.8

BPR4ES

7222

39488

Eng.KAWASAKI, 603ccm, 18.5hp

A

0.8

BPR4ES

7222

39934 / 39938

Eng.KAWASAKI FS 481V, 603ccm, 2-cyl., 14.5hp, V-Twin

A

0.8

BPR4ES

7222

51620 / 51638 / 51652 / 51653 / 51660 / 51675

B

0.7

BMR6A

7421

51903 / 51906 / 51908 / 51909 / 51911 / 51916 / 51918

B

0.8

BPMR6F

1270

51930 / 51932 / 51934

Eng.TORO, 1.0hp

B

0.7

CMR7A

7543

53002 / 53003 / 53010 / 53011 / 53020 / 53030 / 53040 / 53201

B

0.7

BPMR7A

4626

74141

Eng.KAWASAKI FX Series, 726ccm, 2-cyl., 20.5hp, V-Twin

A

0.8

BPR4ES

7222

74143

Eng.KAWASAKI FX Series, 726ccm, 2-cyl., 22.0hp, V-Twin

A

0.8

BPR4ES

7222

74145

Eng.KAWASAKI FX Series, 726ccm, 2-cyl., 23.5hp, V-Twin

A

0.8

BPR4ES

7222

74534 / 74536

Eng.KAWASAKI FS, 603ccm, 15.0hp

A

0.8

BPR4ES

7222

74549

Eng.KAWASAKI FS, 726ccm, 23.0hp

A

0.8

BPR4ES

7222

74553

Eng.KAWASAKI FS, 726ccm, 24.0hp

A

0.8

BPR4ES

7222

74578

Eng.KAWASAKI FS, 726ccm, 22.0hp

A

0.8

BPR4ES

7222

74583

Eng.KOHLER Command, 747ccm, 27.0hp, EFI

A

0.7

BKR5ES

2460

74589

Eng.KOHLER Command, 747ccm, 25.0hp, EFI

A

0.7

BKR5ES

2460

74901

Eng.KOHLER Command, 674ccm, 23.0hp

A

0.7

BKR5ES

2460

74903

Eng.KOHLER Command, 725ccm, 25.0hp

A

0.7

BKR5ES

2460

74906

Eng.KOHLER Command Pro, 747ccm, 27.0hp, EFI

A

0.7

BKR5ES

2460

74915 / 74916

Eng.KOHLER Command, 725ccm, 27.0hp

A

0.7

BKR5ES

2460

74922

Eng.KAWASAKI FX, 726ccm, 22.0hp

A

0.8

BPR4ES

7222

74923

Eng.KAWASAKI, 852ccm, 24.5hp

A

0.8

BPR4ES

7222

74925

Eng.KAWASAKI, 852ccm, 25.5hp

A

0.8

BPR4ES

7222

74926

Eng.KOHLER, 747ccm, 29.0hp, EFI

A

0.7

BKR5ES

2460



			Tool*			Stock No.	Quick No.
TORO							
74927	Eng.KAWASAKI, 852ccm, 25.5hp	A	0.8	BPR4ES	7222		
74928	Eng.KOHLER, 747ccm, 29.0hp, EFI	A	0.7	BKR5ES	2460		
74930	Eng.KOHLER Command, 747ccm, 27.0hp	A	0.7	BKR5ES	2460		
74936 / 74938	Eng.KOHLER Command Pro, 999ccm, 34.0hp	A	0.7	BKR6E	6962		
74951 / 74952	Eng.KAWASAKI FX Series, 726ccm, 2-cyl., 20.5hp, V-Twin	A	0.8	BPR4ES	7222		
74953	Eng.KAWASAKI FX Series, 726ccm, 2-cyl., 22.0hp, V-Twin	A	0.8	BPR4ES	7222		
74954	Eng.KAWASAKI FX Series, 726ccm, 2-cyl., 23.5hp, V-Twin	A	0.8	BPR4ES	7222		
74956	Eng.KOHLER Command Pro, 747ccm, 27.0hp, EFI	A	0.7	BKR5ES	2460		
74975 / 74977	Eng.KAWASAKI FX 801V, 852ccm, 2-cyl., V-Twin	A	0.8	BPR4ES	7222		
Dingo Series	Eng.KOHLER Command Pro, 22.0hp	E	0.7	BKR5ES	2460		
GT2200	Eng.KOHLER Courage, 725ccm, 25.0hp, Twin	A	0.7	BKR5ES	2460		
GTS / Lawn-Boy		A	0.7	BPMP6A	6726		
LX423 / LX427	Eng.KOHLER Courage, 597ccm, 20.0hp	A	0.7	BKR5ES	2460		
LX468	Eng.KOHLER Courage, 725ccm, 22.0hp, Twin	A	0.7	BKR5ES	2460		
Model ME	Eng.CONTINENTAL F 227	E	0.6	AB-6	2910		
MX4260	Eng.KAWASAKI, 726ccm, 23.0hp, V-Twin	A	0.7	BPR4ES	7222		
MX4880	Eng.KAWASAKI, 726ccm, 21.5hp	A	0.7	BPR4ES	7222		
MX5060	Eng.KAWASAKI, 726ccm, 23.0hp, V-Twin	A	0.7	BPR4ES	7222		
MX5480	Eng.KAWASAKI, 726ccm, 23.0hp	A	0.7	BPR4ES	7222		
MX6080	Eng.KAWASAKI, 726ccm, 24.0hp	A	0.7	BPR4ES	7222		
Series 5	Eng.CONTINENTAL F 227	E	0.6	AB-6	2910		
Series 6	Eng.CHEVROLET, 250ccm	E	0.9	WR5	2438		
SS3200 / SS4216	Eng.TORO, 452ccm, 16.0hp	A	0.6	BCPR6ES	2330		
SS4235	Eng.KAWASAKI, 603ccm, V-Twin	A	0.7	BPR4ES	7222		
SS4260	Eng.KAWASAKI, 726ccm, 21.5hp	A	0.7	BPR4ES	7222		
SS5000 / SS5060	Eng.KAWASAKI, 726ccm, 23.0hp, V-Twin	A	0.7	BPR4ES	7222		
T 2500 / T 300 D / T 400D		E	0.6	BPR4HS	7823		
TC 1000 / TC 2000 / TC 3100 / TC 3500 / TC 5000		B	0.7	BMR6A	7421		
Teledyne R839		A	0.8	BP7HS	5111		
Turfmaster	Eng.KAWASAKI FJ 180V, 179ccm, 1-cyl.	A	0.8	BPR5ES	7422		
Workman 3100		A	0.8	BKR5E	7938		
Workman 3200 / Workman 4200		A	0.8	BPR4ES	7222		
ZX4820	Eng.KAWASAKI, 726ccm, 21.5hp	A	0.7	BPR4ES	7222		
ZX5020	Eng.KOHLER Courage, 23.0hp	A	0.7	BKR5ES	2460		
ZX5420	Eng.KAWASAKI, 726ccm, 23.0hp, V-Twin	A	0.7	BPR4ES	7222		
ZX6020	Eng.KAWASAKI, 726ccm, 24.0hp	A	0.7	BPR4ES	7222		



Stock No.

Quick No.

TOURNO

95 / 115	Eng.HONDA GCV 520, 530ccm, 2-cyl., 14.0hp	A	0.5	BPR5ES	7422	
----------	--	---	-----	--------	------	--

TOWMOTOR

I.H.C.	6-cyl.	F	0.6	B6S	3510	Q302
I.H.C.	8-cyl.	F	0.6	XR5	3332	

TOYOTA

02-2FG32 / 02-2FG40 / 02-2FS35	Eng.Code 2F	F	0.8	BP4ES	6928	
02-FG32	Eng.Code F	F	0.8	BP4ES	6928	
02-FG40	Eng.Code 3P	F	0.8	BP5EY	7327	
02-FG40	Eng.Code 4P	F	0.8	BPR2ES	2264	
02-FG40 / 02-FS35	Eng.Code F	F	0.8	BP4ES	6928	
2F / 2R / 3R		F	0.8	BP5EY	7327	
40-2FG2FO / 40-3FG10 / 40-3FG15 / 40-3FGC20 / 40-3FGC25	Eng.Code 5R	F	0.8	BP4ES	6928	
4P		F	0.8	BPR2ES	2264	
50-2FG25	Eng.Code 5R	F	0.8	BP4ES	6928	
5P		F	0.8	BP4ES	6928	
5R / 7FGCU 15 / 7FGCU 18 / 7FGCU S20 / 7FGCU S20 4Y		F	0.8	BPR2ES	2264	
F		F	0.8	BP5EY	7327	
FG30	Eng.Code 5P	F	0.8	BP5ES	6511	
FGC-10 / FGC-15	Eng.Code 5R	F	0.8	BP4ES	6928	
FGC-30	Eng.Code 5R	F	0.8	BP4ES	6928	
FGC-30	Eng.Code 5P	F	0.8	BP5ES	6511	

TRACTOR-LOADER

TL-10	Eng.ALLIS-CHALMERS G 226	E	0.6	B5ES	6410	
TL-10	Eng.ALLIS-CHALMERS W 226	E	0.6	B6S	3510	Q302
TL-11	Eng.ALLIS-CHALMERS G 226	E	0.6	B5ES	6410	
TL-11	Eng.ALLIS-CHALMERS W 226	E	0.6	B6S	3510	Q302
TL-12	Eng.ALLIS-CHALMERS G 226	E	0.6	B5ES	6410	
TL-13	Eng.ALLIS-CHALMERS W 226	E	0.6	B6S	3510	Q302
TL-16		E	0.6	B6S	3510	Q302
TL-6		E	0.8	B6S	3510	Q302

TRIM-A-LAWN

152501 / 152525 / 152536		B	0.6	BPMR6A	6726	
153001		B	0.6	BPMR6F	1270	
153500 / 153502 / 153503 / 153504 / 153535		B	0.6	BPMR6A	6726	
154900		B	0.6	BPMR7A	4626	
154902 / 154949 / 154950		B	0.6	BPMR6A	6726	
154950LE / 154950LW		B	0.6	BPMR7A	4626	








TRIMMER

Rotarymower	Eng.B&S, 5.0hp	A	0.7	BR2-LM	5798	Q310
Rotarymower	Eng.HONDA, 5.0hp	A	0.8	BPR5ES	7422	
Rotarymower	Eng.HONDA GX 160, 163ccm, 1-cyl., 5.5hp	A	0.8	BPR6ES	7822	

TROMCA

200 / 260 / 260 D / 400A / 460AVS		B	0.7	BPMR7A	4626	
935F / 942 / 946 / 951 / 999F		C	0.8	BPMR7A	4626	



      						
TROMCA						
8420 / 8510 / 8515		B	0.7	BPMR7A	4626	
20805	Eng.B&S Quantum / XTE, 5.0hp	A	0.7	BR2-LM	5798	Q310
AS 21165 / AS 21A81 / AS 21AB	7.0hp	A	0.7	BR6HS	4200	Q209
AS 21BS / AS 21BS Q	5.0hp	A	0.7	BR2-LM	5798	Q310
AS 22F / AS 26A82 / AS 26A92		A	0.7	BR6HS	4200	Q209
AS 27A82 / AS 27A92 / AS 53B1 / AS 53B1R	7.0hp	A	0.7	BR6HS	4200	Q209
LM 21SP2K	Eng.KAWASAKI FC 180V, 182ccm, 1-cyl., 6.0hp	A	0.8	BPR6ES	7822	
LM 21SP2S (SB152)	Eng.F & S	A	0.7	BR6HS	4200	Q209
LM 21SP3S (ST204)	Eng.F & S	A	0.6	AB-6	2910	
Montana BQ5	7.0hp	A	0.7	BR2-LM	5798	Q310
P 443	Eng.B&S QXM35	A	0.7	BR2-LM	5798	Q310
T 4431BS	Eng.Sprint 375	A	0.7	BR2-LM	5798	Q310
TE22F / TE22F R / TE26 / TE30 / TE40 / TE40 GT / TE41		B	0.7	BPMR7A	4626	
TR 346P	Eng.TECUMSEH Plasma 37	A	0.7	BR4-LM	4133	
TR 4431BS	Eng.Sprint 375	A	0.7	BR2-LM	5798	Q310
TR 500T	Eng.B&S QXM40	A	0.7	BR2-LM	5798	Q310
TRT 443	Eng.B&S QXM35	A	0.7	BR2-LM	5798	Q310
TRT 4481BOD / TRT 4481BQ	Eng.B&S QXTE50	A	0.7	BR2-LM	5798	Q310
TRT4481K	Eng.KAWASAKI FC 150, 153ccm, 1-cyl., 5.0hp	A	0.8	BPR6ES	7822	
TRT4481S	Eng.F & S SB 140 SL	A	0.7	BP5S	3011	
TRT 5471BQ / TRT 5471BQD		A	0.7	BR2-LM	5798	Q310
TRT5471S	Eng.F & S SB 140 SL	A	0.7	BP5S	3011	
TRT5531BQ / TRT5531BQD	Eng.B&S QXTL50, DE	A	0.7	BR2-LM	5798	Q310
TRONK						
Extra 38 / Hobby 33 / Super 33		C	0.6	BM6A	5921	
TROYBILT						
Bronco	Eng.B&S Intek, 18.5hp	A	0.7	BR2-LM	5798	Q310
Horse	Eng.B&S Intek, 21.0hp	A	0.6	BKR5ES	2460	
Pony	Eng.B&S, 17.5hp	A	0.6	BKR5ES	2460	
SuperBronco	Eng.B&S Intek, 21.0hp	A	0.6	BKR5ES	2460	
TB 100	Eng.B&S 550e Series, 140ccm	A	0.7	BKR5ES	2460	
TB 105	Eng.TROY-BILT, 140ccm	A	0.7	BKR5ES	2460	
TB 110	Eng.B&S 550ex Series	A	0.7	BKR5ES	2460	
TB 115	Eng.TROY-BILT, 140ccm	A	0.7	BKR5ES	2460	
TB 120	Eng.TROY-BILT 550ex, 149ccm	A	0.7	BKR5ES	2460	
TB 130	Eng.TROY-BILT, 159ccm	A	0.7	BKR5ES	2460	
TB 160 XP	Eng.HONDA GCV160, 160ccm, 1-cyl., 4.4hp, Air cooled	A	0.7	BKR5ES	2460	
TB 170 XP	Eng.TROY-BILT, 149ccm	A	0.7	BKR5ES	2460	
TB 200	Eng.B&S 550ex Series, 140ccm	A	0.7	BKR5ES	2460	
Tuffy	Eng.B&S Intek, 18.5hp	A	0.7	BR2-LM	5798	Q310
TRUCKMAN						
AP	(Ø 18 mm)	E	0.6	AB-6	2910	
NP	(Ø 14 mm)	E	0.6	B2-LM	1147	
TS-INDUSTRIE						
Gardenmaster 10 M / Gardenmaster 10 M-80	Eng.KOHLER CH 440	E	0.7	BKR5ES	2460	



Stock No.

Quick No.

TS-INDUSTRIE

Super Premium 30 ER	Eng.KOHLER CH 750	E	0.7	BKR5ES	2460	
Tiger 25 ER	Eng.KOHLER CH 730	E	0.7	BKR5ES	2460	
Wood Concept 150 M	Eng.KOHLER CH 740	E	0.7	BKR5ES	2460	

TUCKER

Sno-Cat		E	0.6	B6S	3510	Q302
---------	--	---	-----	-----	------	------

VANDERMOLEN

AD16D		B	0.6	BM6A	5921	
D18		B	0.7	B6S	3510	Q302
L1840F / L1840G		B	0.7	BMR6A	7421	
L1840K	Eng.KAWASAKI, 18ccm	B	0.6	BM6A	5921	
L1845G / L2035G / L2415G / L2515K / L2515X / L2540K / L2815G / L2815G3		B	0.7	BMR6A	7421	
L2815K	Eng.KAWASAKI, 28ccm	B	0.6	BM6A	5921	
L333563 / L3335G / L3335G1		B	0.7	BMR6A	7421	
L4320K	Eng.KAWASAKI, 43ccm	B	0.6	BM6A	5921	
TD24 / TD33 / TDF18		B	0.6	BM6A	5921	
X3335G		B	0.7	BMR6A	7421	

VAP

46 T37	Eng.TECUMSEH P 37	A	0.7	BR4-LM	4133	
530 / 535 / 542 / 548 / 553 / 570		C	0.8	BPMR7A	4626	
Border F4 / Border F4A	Eng.TECUMSEH P 37	A	0.7	BR4-LM	4133	
Boxer F2 / Boxer F2A	Eng.TECUMSEH MV 100 S	A	0.7	BR4-LM	4133	
Boxer F4A(E)37	Eng.TECUMSEH P 37	A	0.7	BR4-LM	4133	
CBT 45 / DB 23 / DB 24 / DB 28 / DB 33 / DB 47 / DB 49		B	0.7	BPMR7A	4626	
Pointer F4 .37	Eng.TECUMSEH	A	0.7	BR4-LM	4133	
Spinger K5A	Eng.KAWASAKI FC 150, 153ccm, 1-cyl., 5.0hp	A	0.8	BPR6ES	7822	
Springer B5A	Eng.B&S Q 50	A	0.7	BR2-LM	5798	Q310
Springer F5A / Springer F5AE	Eng.TECUMSEH S 40	A	0.7	BR2-LM	5798	Q310

VENTRAC

3121	Eng.B&S Vanguard, 21.0hp	A	0.7	BKR5ES	2460	
4500K / 4500P	Eng.B&S Vanguard, 31.0hp	A	0.7	BKR5ES	2460	

VERMEER

S800TX	Eng.KUBOTA	E	0.7	IFR6F8DN	96416	
--------	------------	---	-----	----------	-------	--

VIGOR

1E36F		A	0.8	BMR6A	7421	
139F		A	0.7	C7HSA	4629	

VIKING

FM 350 / FM 480 / FM 590		A	0.6	BR2-LM	5798	Q310
MB 248	Eng.VIKING EVO 200	A	0.8	BPR7ES	2023	
MB 2 R / MB 3 R / MB 400 / MB 410 / MB 415 / MB 443 / MB 443 T / MB 448 / MB 448 T / MB 450 / MB 450 M / MB 455 / MB 455 BC / MB 455 E / MB 455 M / MB 460 / MB 465 / MB 500 / MB 505 / MB 505 BS / MB 505 E / MB 505 S / MB 555 / MB 555 BS / MB 555 E / MB 555 M / MB 555 S		A	0.6	BR2-LM	5798	Q310
MB 650 T / MB 650 V / MB 650 VM / MB 650 VQ / MB 650 VS / MB 655 KS		A	0.9	BKR5ES	2460	
MB 655 YS	Eng.KAWASAKI FJ 180V, 179ccm, 1-cyl., KAI	A	0.7	BPR5ES	7422	
MB 6 RC		A	0.6	BR2-LM	5798	Q310





Stock No.

Quick No.

VIKING

MB 750 KS / MB 755 KS	Eng.KAWASAKI FJ 180V, 179ccm, 1-cyl.	A	0.7	BPR5ES	7422	
MB 756 GS / MB 756 YC / MB 756 YS	Eng.KAWASAKI FJ 180V, 179ccm, 1-cyl., KAI	A	0.7	BPR5ES	7422	
MR 210		A	0.7	BCPR5ES	6130	
MR 4082	Eng.VIKING EVC 4000	A	0.8	BKR5ES	2460	
MT 410		A	0.7	BCPR5ES	6130	
MT 420 / MT 540		A	0.7	BR2-LM	5798	Q310
MT 640 / MT 680		A	0.7	BCPR5ES	6130	
RL455B		A	0.6	BR2-LM	5798	Q310
VH 300 / VH 340 / VH 450 / VM 550 B		E	0.6	BR2-LM	5798	Q310

WACKER

11 / 12 / 13 / 14		B	0.7	BPMR7A	4626	
BS 700		B	0.5	BR6HS	4200	Q209
BTS 10 / BTS 9		B	0.7	BPMR7A	4626	
G 2.5A	Eng.B&S, 5.5hp	D	0.6	B2-LM	1147	
G 2.5A	Eng.HONDA, 5.5hp	D	0.7	BP5ES	6511	
G 2.5B	Eng.B&S, 5.5hp	D	0.6	B2-LM	1147	
G 2.5B	Eng.HONDA, 5.5hp	D	0.7	BP5ES	6511	
G 4.5A	Eng.B&S, 10.0hp	D	0.6	B2-LM	1147	
G 4.5A	Eng.HONDA, 9.0hp	D	0.7	BP5ES	6511	
G 4.5B	Eng.B&S, 10.0hp	D	0.6	B2-LM	1147	
G 4.5B	Eng.HONDA, 9.0hp	D	0.7	BP5ES	6511	
GS 5.5A	Eng.B&S, 11.0hp	D	0.6	B2-LM	1147	
GS 5.5A	Eng.HONDA, 11.0hp	D	0.7	BP5ES	6511	
GS 5.5B	Eng.B&S, 11.0hp	D	0.6	B2-LM	1147	
GS 5.5B	Eng.HONDA, 11.0hp	D	0.7	BP5ES	6511	
GS 6.5A / GS 6.5B	Eng.HONDA, 13.0hp	D	0.7	BP5ES	6511	
HGG 180 / HGG 240 / HGG 3		D	0.6	B6S	3510	Q302

WALKER

MB	Eng.B&S Vanguard, 18.0hp	A	0.7	BKR5ES	2460	
MB 23i	Eng.KOHLER ECH 730, 23.4hp, EFI	A	0.7	BKR5ES	2460	
MC	Eng.KOHLER CH 18, 624ccm, 2-cyl., 18.0hp	A	0.6	BKR5ES	2460	
MC	Eng.KOHLER M 16, 16.0hp	A	0.6	BM6A	5921	
MC	Eng.KOHLER, 16.0hp	A	0.7	BKR5ES	2460	
MC 19 GHS	Eng.KOHLER CH 620, 19.3hp	A	0.7	BKR5ES	2460	
MDG	Eng.KUBOTA WG750-B, 24.0hp	A	1.1	BCPR6ES-11	7121	
MS	Eng.KAWASAKI FE 350D, 351ccm, 1-cyl., 11.5hp	A	0.7	BPR5ES	7422	
MS	Eng.KAWASAKI FE 400, 401ccm, 1-cyl., 13.0hp	A	0.7	BPR5ES	7422	
MS 14 GHS / MS 14 NC	Eng.FUJI-ROBIN EX 40, 14.1hp	A	0.7	BR6HS	4200	Q209
MT20 / MT20 T	Eng.KOHLER CH 20, 624ccm, 2-cyl.	A	0.7	BKR5ES	2460	
MT 23 GHS / MT 23 GHS PD	Eng.KOHLER CH 680, 22.4hp	A	0.7	BKR5ES	2460	
MT25	Eng.KOHLER, 25.0hp	A	0.7	BKR5ES	2460	
MT 25i GHS / MT 25i GHS HD	Eng.KOHLER ECH 740, 25.3hp, EFI	A	0.7	BKR5ES	2460	
MT26	Eng.KOHLER CH 26, 26.0hp	A	0.7	BKR5ES	2460	
MTL25	Eng.KOHLER LH 25, 25.0hp	A	0.7	BKR5ES	2460	
MTL31	Eng.KOHLER LH 775, 31.0hp	A	0.7	BKR5ES	2460	





Tool*



Stock No.

Quick No.

WALKER

MW	Eng.KAWASAKI FH 430V, 431ccm, 2-cyl., 15.0hp, V-Twin	A	0.9	BCPR6ES	2330	
S	Eng.KAWASAKI FE 400, 401ccm, 1-cyl., 13.0hp	A	0.7	BPR5ES	7422	
T	Eng.KOHLER CH 20, 624ccm, 2-cyl., 20.0hp	A	0.7	BKR5ES	2460	
W	Eng.KAWASAKI FH 430V, 431ccm, 2-cyl., 15.0hp, V-Twin	A	0.9	BCPR6ES	2330	

WARDS

1926 / 1927		B	0.7	BMR6A	7421	
1930 / 1931 / 1932		B	0.8	BM4A	5628	
24000A / 24001A / 24002A / 24002B / 24002C / 24003A / 24005A / 24005B / 24006A / 24006B / 24007A / 24007B / 24008A / 24008B / 24025A / 24025B / 24027A / 24028A / 24030A / 24031A / 24032A / 24033A / 24034A / 24035A / 24036A / 24036B / 24036C / 24036D / 24037A / 24038A / 24040A / 24040B / 24040C / 24045A		C	0.7	BM7A	6521	
24050A / 24052A / 24054A / 24056A		C	0.8	BPMR7A	4626	
24060A		C	0.8	BR6S	3522	
24062 / 24064 / 24066 / 24068		C	0.8	BPMR7A	4626	
24072A / 24075A / 24075B / 24075C		C	0.7	BM7A	6521	
24078 / 24084		C	0.8	BPMR7A	4626	
24085A		C	0.7	BM7A	6521	
24086		C	0.8	BPMR7A	4626	
24087A / 24089A / 24090A / 24094A / 24095A / 24096A		C	0.7	BM7A	6521	
24100-1 / 24102-9 / 24103-6		C	0.6	BMR6A	7421	
24148		C	0.8	BR6S	3522	
30000A / 30004A / 30008A / 30012A / 30016A / 30020A / 30024A		C	0.7	BM7A	6521	
TMC 24060A		C	0.8	B6S	3510	Q302
TMC 24072A / TMC 24075A / TMC 24075B / TMC 24085A / TMC 24095A		C	0.7	BM7A	6521	








WARRIOR

E6	Eng.KAWASAKI	B	0.5	BM4A	5628	
E6	Eng.FUJI-ROBIN	B	0.6	BM6A	5921	
E8	Eng.FUJI-ROBIN	B	0.6	BM6A	5921	
KD 18 / KD 24X / KD 33XV		B	0.6	BM6A	5921	
KD 40 XV / KD 50 XV	Eng.FUJI-ROBIN	B	0.6	BM6A	5921	
SU 18 D		B	0.6	BM6A	5921	

WEEDEATER

599 / 609 / 698		B	0.6	BM6A	5921	
1000		A	0.6	B7HS	5110	Q204
1400 / 1500 / 1600 / 1700 / 1900 / 4000 / 5000		B	0.8	BM4A	5628	
GE 21		B	0.6	BPM6A	7021	
GHT 17 / GHT 22		B	0.7	BPMR6A	6726	
GTI 15 / GTI 16 / GTI 17 / GTI 18 / GTI 19 / GTI 52 / HP 22 / HP 28 / HP 30		B	0.8	BM4A	5628	
LT 7000 / LT 7500		B	0.6	BPM6A	7021	
SST 45 / TBC 57		B	0.8	BM4A	5628	
WE 12538	Eng.B&S, 12.5hp	A	0.7	BR2-LM	5798	Q310
WE 14542		A	0.9	BKR5E	7938	
WE 1642 / WE 18542 / WE 185H42		A	0.7	BR2-LM	5798	Q310
Weed Eater		B	0.6	BM6A	5921	
XR 100 / XR 105 / XR 125 / XR 20		B	0.8	BM4A	5628	
XR 200		B	0.6	BM6A	5921	



							
WEEDEATER							
XR 30 / XR 50 / XR 70 / XR 75 / XR 80 / XR 90 / XR 95 / XT 100 / XT 125 / XT 20		B	0.8	BM4A	5628		
XT 25		B	0.7	BP6MR7A	4626		
XT 30		B	0.6	BPM6A	7021		
XT 40 / XT 50 / XT 85 / XT 90		B	0.8	BM4A	5628		
WESTMAC							
18 / 19 / 24 / 33 / 40 / 48		B	0.6	BM6A	5921		
WHIRLY BIRD							
20 / 25 / 35 / 40		B	0.6	BM6A	5921		
WHITEHEAD							
86008		C	0.7	B5HS	4210		
WHITEMAN							
Power Buggy	(Ø 18 mm)	E	0.6	AB-6	2910		
Power Buggy	Eng.FUJI-ROBIN EY 27	E	0.6	B6HS	4510		Q203
Power Buggy	(Ø 14 mm)	E	0.6	BR6S	3522		
WHITE MOBILIFT							
MA100 / MA100H / MA120 / MA20 / MA20B / MA25 / MA25B / MA 30 / MA30B Continental Y112 / MA 30 S / MA 35 / MA 40 / MA 45 / MA 50 / MA 55 / MA 60 / MA 60 H / MA 70 / MA 70 H / MA 80 / MA 80 H / MA 90 / MA 90 H / M-M 220 / MSA 20 / MSA 25 / MSA 30 / MSA 35		F	0.6	AB-6	2910		
MSB 20	Long Base	F	0.6	BP6ES	7811		
MSB 20	Short Base	F	0.6	BP6HS	4511		
MSB 25	Long Base	F	0.6	BP6ES	7811		
MSB 25	Short Base	F	0.6	BP6HS	4511		
MSB 30	Long Base	F	0.6	BP6ES	7811		
MSB 30	Short Base	F	0.6	BP6HS	4511		
MSB 35	Long Base	F	0.6	BP6ES	7811		
MSB 35	Short Base	F	0.6	BP6HS	4511		
MY 100 / MY 120 / MY 140		F	0.6	B6ES	7310		
MY 20 / MY 25 / MY 30		F	0.6	XR5	3332		
MY 40		F	0.6	AB-6	2910		
MY 40	Eng.CHRYSLER 225, 3700ccm, 6-cyl., 1974→1975	F	0.9	BPR4ES	7222		
MY 40 C		F	0.6	XR5	3332		
MY 50		F	0.6	AB-6	2910		
MY 50	Eng.CHRYSLER 225, 3700ccm, 6-cyl., 1974→1975	F	0.9	BPR4ES	7222		
MY 60		F	0.6	AB-6	2910		
MY 60	Eng.CHRYSLER 225, 3700ccm, 6-cyl., 1974→1975	F	0.9	BPR4ES	7222		
MY 70		F	0.6	AB-6	2910		
MY 70	Eng.CHRYSLER 225, 3700ccm, 6-cyl., 1976→1981	F	0.9	UR4	6630		
MY 80B	Eng.CHRYSLER 225, 3700ccm, 6-cyl., 1976→1981	F	0.9	UR4	6630		
MYA 40 / MYA 50 / MYA 60 / MYA 70		F	0.6	AB-6	2910		
MYC 160 / MYC 160 H / MYC 180 / MYC 180 H / MYC 200 / MYC 200 H / MYC 220 H / MYC 240 / MYC 260 / MYC 300		F	0.6	BP5ES	6511		
WC 20 / WC 25 / WC 30 / WC 30 S / WC 35 / WC 45 / WC 50 / WC 55 / WC 60		F	0.6	AB-6	2910		
WHITE MOTOR							
010 / 014 / 020		C	0.8	BM6A	5921		



Stock No.

Quick No.

WHITE MOTOR

WM19 / WM21 / WM360		C	0.6	BMR6A	7421	
---------------------	--	---	-----	-------	------	--

WINDMILL

L1840K	Eng.KAWASAKI, 18ccm	B	0.6	BM6A	5921	
L2035G	Eng.KAWASAKI, 20ccm	B	0.6	BMR6A	7421	
L2515K	Eng.KAWASAKI, 25ccm	B	0.6	BM6A	5921	
L2815G	Eng.KAWASAKI, 28ccm	B	0.6	BM6A	5921	

WIZARD

010 / 011 / 012 / 014 / 104 / 104 D / 110 / 112 / 212 / 314 / 316 / 420 / 430 / 430 B / AV 10 / AV 14 / AV 16		C	0.6	BMR6A	7421	
AV 18 / B 013		C	0.7	BPMR6A	6726	

WIZARD (WEST. AUTO)

Propulsion VE901R		A	0.9	B-4	3210	
-------------------	--	---	-----	-----	------	--

WOLF

2.42 B	Eng.B&S, 158ccm, 3.3hp	A	0.7	BR2-LM	5798	Q310
2.48 A HW	Eng.B&S, 158ccm, 3.9hp	A	0.7	BR2-LM	5798	Q310
2.48 BA	Eng.B&S, 158ccm, 3.3hp	A	0.7	BR2-LM	5798	Q310
2.48 XC / 2.53 BA	Eng.B&S, 190ccm, 4.2hp	A	0.7	BR2-LM	5798	Q310
6.46 BS	Eng.WOLF GARTEN, 158ccm, 3.3hp	A	0.7	BR2-LM	5798	Q310
Cart		A	0.8	BPR5ES	7422	
Cart OHV 2	Eng.WOLF GARTEN, 190ccm, 4.8hp	A	0.7	BR2-LM	5798	Q310
Cart SV3		A	0.6	BR2-LM	5798	Q310
Compact plus 40 B / Compact plus 40 BA	Eng.B&S, 158ccm, 3.3hp	A	0.7	BR2-LM	5798	Q310
Concept 43 BA / Concept 43 BAI / Concept 43 BPP / Concept 47 BA / Concept 47 BAI	Eng.WOLF GARTEN, 190ccm, 4.6hp	A	0.7	BR2-LM	5798	Q310
Concept 47 BAM		A	0.6	BR2-LM	5798	Q310
Esprit 40-B / Esprit 40-BA / Esprit 46-B / Esprit 46-BA		A	0.6	BR7ES	5122	
PC-FEL / PC-FL		A	0.7	BMR6A	7421	
PG 47 SL		A	0.6	AB-6	2910	
Power Edition 40 B / Power Edition 40 BA		A	0.7	BR2-LM	5798	Q310
Power Edition 40 K / Power Edition 40 KA	Eng.KAWASAKI, 179ccm, 5.1hp	A	0.7	BPR5ES	7422	
Power Edition 40 TM / Power Edition 40 TMA	Eng.B&S, 190ccm, 5.1hp	A	0.7	BR2-LM	5798	Q310
Power Edition 42 QR / Power Edition 42 QRA / Power Edition 46 BA		A	0.7	BR2-LM	5798	Q310
Power Edition 46 KA	Eng.KAWASAKI, 179ccm, 5.1hp	A	0.7	BPR5ES	7422	
Power Edition 46 TMA	Eng.B&S, 190ccm, 5.1hp	A	0.7	BR2-LM	5798	Q310
Power Edition 48 QR / Power Edition 48 QRA / Power Edition 48 QRA-HW / Power Edition 53 QRA		A	0.7	BR2-LM	5798	Q310
Pro 46 / Pro 51 / Pro 61		A	0.5	BP-4	2911	
Pro 80	Eng.KAWASAKI FH 430V, 431ccm, 2-cyl., V-Twin	A	0.7	BPMR6A	6726	
Scooter		A	0.6	BR7ES	5122	
Scooter SV 4	Eng.WOLF GARTEN, 190ccm, 4.8hp	A	0.7	BR2-LM	5798	Q310
TA 40 CA		A	0.7	BMR6A	7421	
TA 40 CF		A	0.6	BP-4	2911	
TA 40 S		A	0.7	BMR6A	7421	
TA 40 SF		A	0.6	BP-4	2911	
TA 40 SI / TA 42 SB		A	0.7	BMR6A	7421	
TA 42 SF		A	0.6	BP-4	2911	
TA 42 SI / TA 42 SM		A	0.7	BMR6A	7421	





Stock No.

Quick No.

WOLF

TA 46 MB		A	0.7	BM6A	5921	
TA 52 CB / TA 52 CT		A	0.7	BMR6A	7421	
TA 52 SF		A	0.5	BP-4	2911	
TA 52 SI		A	0.7	BMR6A	7421	
TA 52 SK		A	0.6	BPR6ES	7822	
TA 52 SM		A	0.7	BMR6A	7421	
TA 52 SO		A	0.6	BR6ES	4922	
TA 52 ST		A	0.7	BMR6A	7421	
TA 52 WB		A	0.7	BM6A	5921	
TA 52 WS		A	0.5	B5HS	4210	
TA 70 S		A	0.7	BMR6A	7421	
TA 70 SF		A	0.5	BP-4	2911	
TA 70 SI / TB 40 CBK		A	0.7	BMR6A	7421	
TB 40 CFK		A	0.6	BP-4	2911	
TB 40 CL / TB 40 CN		A	0.7	BMR6A	7421	
TB 40 CS		A	0.6	BP-4	2911	
TB 40 S		A	0.7	BMR6A	7421	
TB 40 SF		A	0.6	BP-4	2911	
TB 42 CB		A	0.7	BMR6A	7421	
TB 42 CF		A	0.6	BP-4	2911	
TB 42 CT		A	0.7	BMR6A	7421	
TB 42 SF		A	0.6	BP-4	2911	
TB 42 SI / TB 42 SM / TB 42 ST		A	0.7	BMR6A	7421	
TB 46 MB		A	0.7	BM6A	5921	
TB 46 MI / TB 46 RA / TB 46 RB / TB 46 RBL / TB 46 RF		A	0.7	BMR6A	7421	
TB 46 VF		A	0.5	BP-4	2911	
TB 50 S		A	0.7	BMR6A	7421	
TB 50 SF		A	0.6	BP-4	2911	
TB 52 CB / TB 52 CT		A	0.7	BMR6A	7421	
TB 52 SF		A	0.6	BP-4	2911	
TB 70 S		A	0.7	BMR6A	7421	
TB 70 SF		A	0.6	BP-4	2911	
TD 38 L / TD 46 L		A	0.7	BMR6A	7421	
TG 38 SLE / TG 47 SLE		A	0.6	AB-6	2910	
TI 38 / TI 38 L / TI 46 C / TI 46 L		A	0.7	BMR6A	7421	
TL 47 / TR 46		A	0.6	BMR6A	7421	
Trac		A	0.8	BPR5ES	7422	
Trac 6	Eng.B&S Diamond Plus, 465ccm, 15.5hp	A	0.7	BKR5E	7938	
Trac 7	Eng.B&S Intek, 656ccm, 18.0hp	A	0.7	BKR5E	7938	
TR SL		A	0.7	BMR6A	7421	
UV EB		B	0.6	BMR6A	7421	
UV P		B	0.6	BR7HS	4737	Q211

WOOD LORD

BC 161 DM / BC 241 DX / BC 330 DX / BC 400 FX / BK 331 FX / TM 350		B	0.6	BM6A	5921	
--	--	---	-----	------	------	--

WRIGHT

104 / 104D / 111 / 121 / 122A / 122CVA / 136 / 137A / 140 / 141A		C	0.6	BMR6A	7421	
1441A		C	0.6	BM6A	5921	
C40 / C40D		C	0.8	BR6S	3522	
C70 / C70D / C70G		C	0.8	B6S	3510	Q302





Stock No.

Quick No.

WRIGHT

GS218 / GS2520		C	0.7	B-4	3210	
Sentar WSES3618	Eng.KAWASAKI, 585ccm, 17.0hp	A	0.7	BPMR6A	6726	
Sport 3618,5	Eng.KAWASAKI FS 600, 603ccm, 2-cyl., V-Twin	A	0.8	BPR4ES	7222	
Sport 4819	Eng.KAWASAKI FX 600, 603ccm, 2-cyl., 19.0hp, V-Twin	A	0.8	BPR4ES	7222	
Sport X 4822	Eng.KAWASAKI FX 691, 726ccm, 2-cyl., V-Twin	A	0.8	BPR4ES	7222	
Stander WSR3617 / Stander WSR4217	Eng.KAWASAKI, 17.0hp	A	0.8	BPR5ES	7422	
Velke 3215 / Velke 3615	Eng.KAWASAKI FS 541, 603ccm, 2-cyl., V-Twin	A	0.8	BPR4ES	7222	
Velke 3618,5 DE / Velke 4818,5 DE	Eng.KAWASAKI FS 600, 603ccm, 2-cyl., V-Twin	A	0.8	BPR4ES	7222	
Velke WV3615PG 36	Eng.KAWASAKI, 431ccm, 15.0hp	A	0.7	BPMR6A	6726	
Velke WV4817PG 48	Eng.KAWASAKI, 585ccm, 17.0hp	A	0.7	BPMR6A	6726	
Velke WV4818PG 48	Eng.KAWASAKI, 585ccm, 18.0hp	A	0.7	BMR6A	7421	
Z 48-25,5	Eng.KAWASAKI FX 801E, 852ccm, 2-cyl., 25.5hp, V-Twin	A	0.8	BPR4ES	7222	
Z 48-27	Eng.KAWASAKI FX 850, 852ccm, 2-cyl., 27.0hp, V-Twin	A	0.8	BPR4ES	7222	
Z 52-25,5	Eng.KAWASAKI FX 801E, 852ccm, 2-cyl., 25.5hp, V-Twin	A	0.8	BPR4ES	7222	
Z 52-27 / Z 61-27	Eng.KAWASAKI FX 850, 852ccm, 2-cyl., 27.0hp, V-Twin	A	0.8	BPR4ES	7222	

XENOAH

BC 153E-1 / BC 174E		B	0.5	BMR6A	7421	
BC 234 B		B	0.6	BM7A	6521	
BC 324B / FB 26 / FBC 12 / FBC 26		B	0.8	BR6HS	4200	Q209
FBC 33		B	0.7	BR6S	3522	
G320 AV / G320 AVS		C	0.7	BPMR6A	6726	
G36 AV / G36 AVS		C	0.7	BPM6A	7021	
G380 AV / G380 AVS		C	0.7	BPMR6A	6726	
G400 / G50 AV / G560 AV / G560 AVS / G561 / G620 AV / G620 AVS / G621		C	0.7	BPM6A	7021	

YALE

52 Series		F	0.6	AB-6	2910	
G10P		F	0.6	BR6S	3522	
G51C / G54C		F	0.6	AB-6	2910	
G54P		F	0.6	BR6S	3522	
G83	Eng.CHRYSLER H225, S/N ->E252034	F	0.6	BP5ES	6511	
G83	Eng.CHRYSLER H225, S/N E252035->	F	0.6	UR4	6630	
KG51 / KGP51		F	0.6	BR6S	3522	
Lift King	Eng.I.H.C.	F	0.6	AB-6	2910	
Lift King	Eng.CHRYSLER IND31	F	0.6	BR6S	3522	
Y-18		F	0.6	BR6S	3522	
Yard King		F	0.6	B6S	3510	Q302

YAMAHA

E 1200		E	0.7	BPR6HS	7022	Q214
EC 2000 / EC 2800 / EC 4000 DV / EC 5000 DV / EC 5000 DVE / EC 5000 E		E	0.6	BPR6HS	7022	Q214
EF 1000 / EF 1000 A	84ccm, 1-cyl., Air cooled, 2-ventils.	D	0.7	BPR6HS	7022	Q214





Tool*



Stock No.

Quick No.

YAMAHA

EF 1000 B		D	0.7	BPR6HS	7022	Q214
EF 1000 IS		D	0.6	CR4HSB	4695	
EF 1200	→1984	D	0.6	BP6HS	4511	
EF 1200	1985→	D	0.6	BPR6HS	7022	Q214
EF 12000 DE	653ccm, 2-cyl., Air cooled, 2-ventils.	D	0.8	BPR6ES	7822	
EF 1200 A / EF 1200 DA / EF 1200 DV		D	0.6	BPR6HS	7022	Q214
EF 1400	→1984	D	0.6	BP6HS	4511	
EF 1400	1985→	D	0.6	BPR6HS	7022	Q214
EF 1400 DV	→1984	D	0.6	BP6HS	4511	
EF 1400 DV	1985→	D	0.6	BPR6HS	7022	Q214
EF 1400 H		D	0.6	BP6HS	4511	
EF 1400 HK	→1985	D	0.6	BP4HS	3611	
EF 1400 K	→1984	D	0.6	BP4HS	3611	
EF 1400 K	1985→	D	0.6	BPR4HS	7823	
EF 1500 S		D	0.7	B7HS	5110	Q204
EF 1600	1996→	D	0.7	BPR4ES	7222	
EF 1600	→1995	D	0.7	BPR6HS	7022	Q214
EF 1600 A		D	0.7	BPR4ES	7222	
EF 1600 R		D	0.7	BPR6HS	7022	Q214
EF 1600 X		D	0.7	BPR4ES	7222	
EF 1700 / EF 1700 A / EF 1700 DV		D	0.7	BPR6HS	7022	Q214
EF 1800		D	0.7	BP6HS	4511	
EF 2000	→1984	D	0.7	BP6HS	4511	
EF 2000	1985→	D	0.7	BPR6HS	7022	Q214
EF 2000 A		D	0.7	BPR6HS	7022	Q214
EF 2000 DV	→1984	D	0.7	BP6HS	4511	
EF 2000 DV	1985→	D	0.7	BPR6HS	7022	Q214
EF 2000 H		D	0.7	BP6HS	4511	
EF 2000 HK	→1985	D	0.6	BP4HS	3611	
EF 2000 IS / EF 2000 ISH		D	0.7	BPR6HS	7022	Q214
EF 2000 K	→1984	D	0.7	BP4HS	3611	
EF 2000 K	1985→	D	0.7	BPR4HS	7823	
EF 2008 I		D	0.7	BPR4ES	7222	
EF 200 A / EF 200 DV / EF 2100		D	0.7	BPR6HS	7022	Q214
EF 2300 / EF 2300 A / EF 2300 S / EF 2300 SE / EF 2300 X		D	0.7	BPR4ES	7222	
EF 2400	→1984	D	0.7	BP6HS	4511	
EF 2400	1985→	D	0.7	BPR6HS	7022	Q214
EF 2400 A / EF 2400 DV		D	0.7	BPR6HS	7022	Q214
EF 2400 ISHC		D	0.8	BPR4ES	7222	
EF 2500 / EF 2500 R		D	0.7	BPR6HS	7022	Q214
EF 2600	→1995	D	0.7	BP6HS	4511	
EF 2600	1996→	D	0.7	BPR4ES	7222	
EF 2600 A	171ccm, 1-cyl., 1996→, Air cooled, 2-ventils.	D	0.7	BPR4ES	7222	
EF 2800	→1984	D	0.7	BP6HS	4511	
EF 2800 / EF 2800 A	1985→	D	0.7	BPR6HS	7022	Q214
EF 2800 DV	→1984	D	0.7	BP6HS	4511	
EF 2800 DV	1985→	D	0.7	BPR6HS	7022	Q214
EF 2800 H		D	0.7	BP6HS	4511	
EF 2800 HK		D	0.7	BP4HS	3611	
EF 2800 I		D	0.6	BPR4ES	7222	
EF 2800 K	→1984	D	0.7	BP4HS	3611	





Stock No.

Quick No.

YAMAHA

EF 2800 K	1985→	D	0.7	BPR4HS	7823	
EF 3000 / EF 3000 I / EF 3000 ISE / EF 3000 ISEB		D	0.7	BPR4ES	7222	
EF 3200 / EF 3200 E / EF 3200 R / EF 3600 / EF 3600 DV / EF 3600 DVE / EF 3600 E / EF 3800 / EF 3800 E / EF 3800 R / EF 4000		D	0.7	BPR6HS	7022	Q214
EF 4000 A / EF 4000 DE / EF 4000 DEX		D	0.7	BPR4ES	7222	
EF 4000 DV		D	0.7	BPR6HS	7022	Q214
EF 4000 DVE		D	0.7	BP6HS	4511	
EF 4000 E		D	0.7	BPR6HS	7022	Q214
EF 4000 EX		D	0.7	BPR4ES	7222	
EF 4000 K		D	0.7	BPR4HS	7823	
EF 4000 X		D	0.7	BPR4ES	7222	
EF 4300 / EF 4400 / EF 4400 DV / EF 4400 DVE / EF 4400 E		D	0.7	BPR6HS	7022	Q214
EF 4500 ISE		D	0.8	BPR4ES	7222	
EF 4600 A / EF 4600 DE	301ccm, 1-cyl., Air cooled, 2-ventils.	D	0.7	BPR4ES	7222	
EF 5000 DV / EF 5000 DVE		D	0.7	BPR6HS	7022	Q214
EF 5000 EA / EF 5200 DE		D	0.7	BPR4ES	7222	
EF 5400 / EF 5400 E		D	0.7	BPR5ES	7422	
EF 5500 A / EF 5500 EX / EF 5500 X		D	0.7	BPR4ES	7222	
EF 6000		D	0.7	BPR5ES	7422	
EF 6000 DVE / EF 6000 E / EF 6000 EA / EF 6000 TE		D	0.7	BPR4ES	7222	
EF 600 S		D	0.7	BPR6HS	7022	Q214
EF 6300 ISDE		D	0.8	BPR4ES	7222	
EF 6600 A / EF 6600 DE	357ccm, 1-cyl., Air cooled, 2-ventils.	D	0.7	BPR4ES	7222	
EF 800 / EF 900 / EF 900 S		D	0.7	BPR6HS	7022	Q214
EFC 1400 / EFC 2000 / EFC 2600 / EFC 2800		D	0.7	BP6HS	4511	
EFW 150 S		D	0.7	BPR6HS	7022	Q214
ET 1500	→1980	D	0.7	B6HS	4510	Q203
ET 1500	1981→	D	0.7	B7HS	5110	Q204
ET 1500 D / ET 1500 M / ET 1500 S		D	0.7	B7HS	5110	Q204
ET 300		D	0.7	BP5HS	4111	
ET 350 / ET 500		D	0.7	B5ES	6410	
ET 600		D	0.7	BR5ES	4722	
ET 600 A / ET 650		D	0.7	B5ES	6410	
ET 800		D	0.7	BR5ES	4722	
ET 900 / ET 900 A / ET 950 / ETS 600 / ETS 600 A / ETS 900 / ETS 900 A		D	0.7	B5ES	6410	
MA 110MA-R		E	0.6	B-4H	4110	
Midori YMM 135		A	0.7	BR4ES	1097	
Midori YRT 335		D	0.7	BR4ES	1097	
Midori YRT 550		D	0.7	BPR5ES	7422	
MK 410 SK		A	0.6	BP4HS	3611	
MT 110 A / MT 110 AR / MT 110 VL		A	0.6	B7HS	5110	Q204
YBC 20 D / YBC 20 S / YBC 30 D / YBC 40D / YBC 50D		A	0.7	BPMR6A	6726	
YG 2600	171ccm, 1-cyl., Air cooled, 2-ventils.	D	0.7	BPR4ES	7222	
YG 2800 I		D	0.7	BPR4ES	7222	
YG 300 S		D	0.7	BPR6HS	7022	Q214
YG 4000 D		D	0.7	BPR4ES	7222	
YG 400 D / YG 450 D		D	0.7	BPR6HS	7022	Q214
YG 4600 D	301ccm, 1-cyl., Air cooled, 2-ventils.	D	0.7	BPR4ES	7222	





Tool*



Stock No.

Quick No.

YAMAHA

YG 500 D		D	0.8	BPR5ES	7422	
YG 5200 D / YG 550 D		D	0.7	BPR4ES	7222	
YG 600 D / YG 600 DE		D	0.8	BPR5ES	7422	
YG 6500 / YG 650 D / YG 650 DE / YG 650 DV / YG 650 DVE		D	0.7	BPR4ES	7222	
YG 6600 D / YG 6600 DE	357ccm, 1-cyl., Air cooled, 2-ventils.	D	0.7	BPR4ES	7222	
YLM 342 / YLM 342 P / YLM 342 PR / YLM 342 S / YLM 342 SE / YLM 342 SER / YLM 342 SR		A	0.8	BR4ES	1097	
YLM 346 / YLM 346 P / YLM 346 S / YLM 346 SE / YLM 346 SER / YLM 346 SR		A	0.7	BR4ES	1097	
YLM 3600 / YLM 446 / YLM 453 / YLM 466 / YLM 553 / YLM 553 P / YLM 553 S / YLM 553 SB / YLM 553 SBE / YLM 553 SE / YLM 653		A	0.8	BPR5ES	7422	
YLM 653 S / YLM 653 SB		A	0.7	BPR5ES	7422	
YMS 204		A	0.8	B2-LM	1147	
YP 10 / YP 10 G / YP 10 GN		D	0.7	BR7HS	4737	Q211
YP 15 H		D	0.6	BP6HS	4511	
YP 2		D	0.6	B7HS	5110	Q204
YP 20		D	1.0	BP4HS	3611	
YP 20 G		D	0.6	B7HS	5110	Q204
YP 20 GA		D	0.7	BPR6HS	7022	Q214
YP 20 GN		D	1.0	BP4HS	3611	
YP 20 GX		D	0.7	BPR4ES	7222	
YP 20 H / YP 20 M / YP 20 MH / YP 20 NT / YP 20 S / YP 20 T		D	0.6	BP6HS	4511	
YP 20 TA		D	0.7	BPR6HS	7022	Q214
YP 20 Z / YP 3		D	0.6	BP6HS	4511	
YP 30		D	0.6	BP5ES	6511	
YP 30 E		D	0.6	BP4HS	3611	
YP 30 G		D	0.6	BP6HS	4511	
YP 30 GA		D	0.7	BPR6HS	7022	Q214
YP 30 GK		D	0.6	BP4HS	3611	
YP 30 GN	→1987	D	0.7	BP6HS	4511	
YP 30 GN	1988→1990	D	0.8	BP5ES	6511	
YP 30 GX		D	0.7	BPR4ES	7222	
YP 30 MH / YP 30 NT / YP 30 S / YP 30 T		D	0.6	BP6HS	4511	
YP 30 TA / YP 40 TA		D	0.7	BPR6HS	7022	Q214
YRT 335		D	0.7	BR4ES	1097	
YS 624 / YS 828		E	0.8	BPR4HS	7823	
YSDX		E	0.8	BPR4ES	7222	
YT 2300		A	1.0	BCPR5ES	6130	
YT 3600		A	0.8	BPR4ES	7222	
YT 3600 M		A	0.8	BR4ES	1097	
YT 3600 N		A	0.8	BPR4ES	7222	
YT 6800 N		A	0.8	BPR5HS	6222	

YAMATSU

BP 2501H		C	0.7	BM7A	6521	
DTC 27	Eng.KAWASAKI TJ 27E	B	0.7	BPMP7A	4626	
DTC 35	Eng.KAWASAKI TJ 35E	B	0.7	BPMP7A	4626	
DTC 45	Eng.KAWASAKI TJ 45E	B	0.7	BPMP7A	4626	
DTC 53	Eng.KAWASAKI TJ 53E	B	0.7	BPMP8Y	2218	
FL 251		E	0.7	BM7A	6521	
HT250A / HT 751		C	0.7	BM7A	6521	





Stock No.

Quick No.

YAMATSU

SA 706 M1	181ccm	E	0.8	BPR5ES	7422	
SA 706 MX1		E	0.7	BP6HS	4511	
SA 708 MX / SG 810 MT	296ccm	E	0.8	BP5ES	6511	
SH 913 ML2-S	391ccm	E	0.9	BCPR5ES	6130	
SH 913 MRA2e	Eng.GM 401, 391ccm	E	0.9	BCPR5ES	6130	
SI 1022 P	Eng.SUBARU, 653ccm	E	0.8	BPR2ES	2264	
SK 708 M / SK 810 M	296ccm	E	0.8	BP5ES	6511	
THM60		C	0.7	BPMR6A	6726	
THP 25LK	Eng.KAWASAKI, 26ccm	C	0.7	BPMR7A	4626	
THY 250 A / THY 250 LA	Eng.FUJI-ROBIN, 25ccm	C	0.7	BMR6A	7421	
THY 60	Eng.KAWASAKI, 23ccm	C	0.7	BPMR8Y	2218	
THY 75	Eng.KAWASAKI, 23ccm	C	0.7	BPMR6A	6726	
THY 75		C	0.7	BPMR6A	6726	
THY 751	Eng.FUJI-ROBIN, 25ccm	C	0.7	BMR6A	7421	
TJ23V	Eng.KAWASAKI, 23ccm	C	0.7	BPMR8Y	2218	
TJ27E	Eng.KAWASAKI, 26ccm	C	0.7	BPMR7A	4626	

YANKEE CLIPPER

110125		C	0.8	BR6S	3522	
1-36 MKI		C	0.7	BM7A	6521	
1-36 MKII		C	0.8	BMR6F	2144	
1-71-SS / 2-36-SS / 55 LH / 55 RH / 76		C	0.7	BM7A	6521	

YANMAR

3 TG 66 / 3 TG 72		D	0.8	BPR4ES	7222	
GA 120 / GA 140 / GA 160 / GA 180 / GA 210 / GA 220 / GA 240 / GA 280 / GA 300 / GA 90		D	0.9	BPR5ES	7422	
GE 20		D	0.7	BPMR4A	6028	
GE 25S / GE 36S		D	0.7	B-4H	4110	
GE 50		D	0.7	BPR4HS	7823	
GE 50S		D	0.7	B-4H	4110	
GE 55 / GE 70 / GE 77 / GE 90		D	0.7	BPR4HS	7823	
GE 90S		D	0.7	B-4H	4110	
GY 15 / GY 20		D	0.7	BPMR4A	6028	
GY 35 / GY 35 V / GY 50 / GY 50 V		D	0.7	BR4HS	3322	
TE 30 DX	Eng.GA90	E	0.9	BPR5ES	7422	
TE 500	Eng.GA140	E	0.9	BPR5ES	7422	
TE 600	Eng.GA160	E	0.9	BPR5ES	7422	
YHB 26		E	0.5	BPM7A	7321	
YK 462	Eng.GA140	E	0.9	BPR5ES	7422	
YK 682	Eng.GA160	E	0.9	BPR5ES	7422	
YK 782	Eng.GA180	E	0.9	BPR5ES	7422	
YL-48		A	0.7	BR4HS	3322	
YL 480 TS / YL 480 TSE		A	0.5	BR2-LM	5798	Q310
YL-53		A	0.7	BR4HS	3322	
YL 530 TS / YL 530 TSE / YL 630TS		A	0.5	BR2-LM	5798	Q310
YSG 1505 / YSG 1506 / YSG 2005 / YSG 2006 / YSG 2505 / YSG 2506 / YSG 3005 / YSG 3006 / YSG 3505 / YSG 3506		D	0.9	BPR5ES	7422	
YSG 550E / YSG 750A / YSG 750AE / YSG 750E		D	0.7	BPMR4A	6028	

YARD MACHINES

11A-A56R729 / 11A-B06R700 / 11A-B13M729	Eng.B&S, 140ccm	A	0.5	BKR5ES	2460	
11A-020L700 / 11A-A00M700 / 11A-A40M700	Eng.B&S, 148ccm	A	0.7	BKR5ES	2460	
11A-B96N729	Eng.B&S, 190ccm	A	0.7	BKR5ES	2460	





Tool*



Stock No.

Quick No.

YARD MACHINES

12A-A03M700 / 12A-A13K729	Eng.B&S, 140ccm	A	0.5	BKR5ES	2460	
13AC762F000 12.5 Single / 13AM772S000 14.5 Single	Eng.B&S	A	0.7	BKR5ES	2460	
13AN775S000 / 13AN775S200	Eng.B&S, 16.5hp	A	0.7	BKR5ES	2460	
41AD 280 / 41AD Y28		B	0.5	BPMR6F	1270	

YARD MAN

11A-A19Q701 Carb Compl. / 11A-B29Q701 Carb Compl. / 12A-B29Q701 Carb Compl. / 12AVD39Q701 Carb Compl	Eng.HONDA, 160ccm	A	0.8	BPR5ES	7422	
17AC2ACS055 RZT	Eng.B&S Intek, 21.0hp	A	0.7	BKR5ES	2460	

ZENOAH

2000T		B	0.7	CMR7A	7543	
BC 153E1 / BC 174E		B	0.7	BMR6A	7421	
BC 250DL		B	0.7	BM7A	6521	
BC 254E		B	0.7	BPMR6A	6726	
BC 260 / BC 260 DUM / BC 260 DWM		B	0.7	BM7A	6521	
BC 324B		B	0.8	BR6HS	4200	Q209
BC 430 / BC 430 DWM / BC 430 FWM		B	0.7	BPMR6A	6726	
BCZ2602DL		B	0.7	CMR7A	7543	
BCZ2610DL	Eng.GZ25N	B	1.0	CMR7H-10	1656	
BCZ3205DL / BCZ3205DW	Eng.GZ30N	B	1.0	CMR7H-10	1656	
BK 340FI		B	0.7	BPMR6A	6726	
BKZ3050D	Eng.GZ30N	B	1.0	CMR7H-10	1656	
CHTZ6000 / CHTZ75000	Eng.GZ23N	C	1.0	CMR7H-10	1656	
EB 20		E	0.6	BM7A	6521	
EB 40 / EB 43		E	0.7	B6HS	4510	Q203
EXZ2600DL		B	0.7	CMR7A	7543	
EXZ2610DL	Eng.GZ25N	B	1.0	CMR7H-10	1656	
FAG 10		E	0.7	B6S	3510	Q302
FB 26 / FBC 12		B	0.8	BR6HS	4200	Q209
FBC 33		B	0.7	BR6S	3522	
G230 / HB2301 / HBZ2600 / HBZ2601		B	0.7	CMR7A	7543	
HTZ7500	Eng.GZ23N	C	1.0	CMR7H-10	1656	
LRTZ2600		B	0.7	CMR7A	7543	
LRTZ2610	Eng.GZ25N	C	1.0	CMR7H-10	1656	
MD 20AE		E	0.6	BM7A	6521	
MD 40AE		E	0.7	B6HS	4510	Q203
PSZ2600		B	0.7	CMR7A	7543	
PSZ2610	Eng.GZ25N	C	1.0	CMR7H-10	1656	
SGCZ2600DL / SGCZ2600DW		B	0.7	CMR7A	7543	
SGCZ2610DL / SGCZ2610DW	Eng.GZ25N	B	1.0	CMR7H-10	1656	
SRTZ2600 / SRTZ2601F		B	0.7	CMR7A	7543	
SRTZ2610 / SRTZ2610F	Eng.GZ25N	C	1.0	CMR7H-10	1656	





IGNITION
PARTS



(EN) Mower
(DE) Mäher
(FR) Tondeuse
(IT) Tosaerba
(ES) Segadora

(NL) Maaier
(PT) Cortador de relva
(GR) Χορτοκοπτικό
(TR) Çim biçme makinesi

(PL) Kosiarka
(CZ) Sekačka
(HU) Fűnyíró
(RU) Косилка



(EN) Tractor
(DE) Traktor
(FR) Tracteur
(IT) Trattore
(ES) Tractor

(NL) Tractor
(PT) Trator
(GR) Τρακτέρ
(TR) Traktör

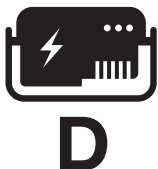
(PL) Ciągnik rolniczy
(CZ) Traktor
(HU) Traktor
(RU) Трактор



(EN) Handling vehicles
(DE) Förderfahrzeuge
(FR) Véhicules de manutention
(IT) Veicoli movimento terra
(ES) Vehículos de manejo de materiales

(NL) Manipulatievoerugen
(PT) Veículos a manobrar
(GR) Οχήματα Χειρισμού
(TR) İş makinaları

(PL) Pojazdy przeładunkowe
(CZ) Manipulační vozidla
(HU) Rakodógépek
(RU) Подъемно-транспортные машины



(EN) Generator
(DE) Generator
(FR) Générateur
(IT) Generatore
(ES) Generador

(NL) Generator
(PT) Gerador
(GR) Γεννήτρια
(TR) Jeneratör







(PL) Generator
(CZ) Generátor
(HU) Generátor
(RU) Генератор









(EN) Various Tool
(DE) Arbeitsgerät
(FR) Motoculture
(IT) Attrezzi da lavoro
(ES) Instrumento de trabajo







(NL) Werktuig
(PT) Ferramenta de trabalho
(GR) Εργαλείο εργασίας
(TR) Çalışma Ekipmanı

(PL) Narzędzie robocze
(CZ) Pracovní stroj
(HU) Rotációs kap
(RU) Рабочий инструмент







     					
AIRMAN					
AX15-2K	12.9kW	T	11	YE11	97505
AX16	Eng.ISUZU 3YB1	T	11	YE11	97505
AX16-2N	Eng.KUBOTA, 12.9kW	T	11	YE11	97505
AX17 / AX17-2N / AX22 / AX22 CGL		T	11	YE11	97505
AX30-2 CGL	Eng.KUBOTA V 1505-KA, 17.3kW, 1996→2003	T	11	YE11	97505
AX35-2 CGL	Eng.KUBOTA V 1505-KA, 19.1kW, 1996→2003	T	11	YE11	97505
AX75XGL-2 / AXX22-2		T	11	YE11	97505
AMIDA					
AL5000 / LP7000		D	11	YE11	97505
ATLAS					
32C	Eng.LOMBARDINI LDW 1204, 1222ccm, 4-cyl., 27.0hp	C	11	Y-924J	7906
BENZA					
BY-9-M / BY-9-T	Eng.YANMAR 3TNV76, 1116ccm, 3-cyl., 6.2kW	D	11	Y1022	92276
BOBCAT					
425	Eng.KUBOTA V1505-IDI-NA, 1498ccm, 3-cyl., 19.7kW	T	11	YE11	97505
428	Eng.KUBOTA V1505-MDI-NA, 1498ccm, 3-cyl., 20.6kW	T	11	YE11	97505
463 / 553 / B100B / B200 / B250 / S70 / S100		T	11	YE11	97505
SKID STEERS 843 / SKID STEERS 843B / SKID STEERS 843HC / SKID STEERS 853 / SKID STEERS 853C / SKID STEERS 853H		T	11	Y-904R1	90958
BOMAG					
BMP8500 / BW131ACW / BW131AD		E	11	YE11	97505
BRIGGS & STRATTON					
All models	Eng.DAIHATSU, 24.5hp	D	11	Y-601J	92785
CARRIER					
MAXIMA 1000 / MAXIMA 1300 / MAXIMA 1300MT / NDA93 / NDA94B / OPTIMA		D	11	YE11	97505
CASE IH					
460 / MAXI-SNEAKER SERIES C		T	11	YE11	97505
9007B		T	11	Y-904R1	90958
COMBILIFT					
C2500 / C2500EST / C3000 / COMBI-CB (CUBE)		F	11	YE11	97505
CUB CADET					
COMPACT 5264DE	Eng.DAIHATSU, 26.0hp	E	11	Y-601J	92785
COMPACT 7264	Eng.DAIHATSU, 21.0hp, 1998→2004	E	11	Y-601J	92785
COMPACT 7304	Eng.DAIHATSU, 30.0hp, 1998→2003	E	11	Y-601J	92785
Tanks S6032-D / Tanks S7232-D		A	11	Y-546J	95275
UTILITY 7264 3-59	21.0hp	E	11	Y-601J	92785
DAEWOO					
D 100		F	11	Y-601J	92785
DAIHATSU					
D070		D	11	Y-601J	92785









     					
DENYO					
DCW 480ESW / DLW 380SDK / DLW 400ESW / TLW 380SSWK		E	11	YE11	97505
TLG-12ESX		D	11	Y1022	92276
DEUTZ					
25 - FL 812 / 30 - FL 812 / 40 - FL 812 / 2505 - FL 812 / 3005 - FL 812 / 4005 - FL 812 / 4505 - FL 812 / 5005 - FL 812 / 6005 - FL 812 / 8005 - FL 812 / 9005 - FL 812		E	10.5	Y-810	6929
DIAMOND PRODUCTS					
CC4144D / CC4144XL		E	11	YE11	97505
DITCH WITCH					
FM25		D	11	YE11	97505
HT25		T	11	YE11	97505
JT5 / JT520		E	11	YE11	97505
RT30 / XT850		T	11	YE11	97505
DOOSAN					
Solar 55		T	11	Y-904R1	90958
EAGLE TUGS					
TT4 / TT5 / TT6 / TT8 / TT10 / TT12		E	11	Y-904R1	90958
EARTHFORCE					
EF1D / EF1TD / EF2		T	11	YE11	97505
FERRIS					
ZTR	Eng.YANMAR 3TNV82A	A	11	Y-546J	95275
FORD					
1300 / 1600		E	10.5	Y-401-3	2226
1925	1992→1999	E	10.5	Y-107V	6628
GEHL					
353 / 373 / 503Z / 3635 / 3640E / 3935 / 4240E		T	11	Y-546J	95275
602 / 802		T	11	Y1021J	97627
CTL55	Eng.YANMAR 4TNV88	T	11	Y-546J	95275
CTL55	Eng.YANMAR 4TNE98	T	11	Y1021J	97627
CTL60 / R135 / R150		T	11	Y-546J	95275
GE652		T	11	Y1021J	97627
GENIE					
GS2669RT / GS3369RT / GS4069RT		E	11	YE11	97505
GOLDONI					
Boxer 20		E	11	Y1022	92276
HINOMOTO					
C 142 / C 144 / C 172 / C 174 / E 402 / E 404 / E 2302 / E 2304 / JF 1		E	11	Y-112T	6327
E 322 / E 324 / E 382 / E 384 / E 392 / E 394 / E 2802 / E 2804		E	10.5	Y-122	6925
JF 1 IC		E	11	Y-702R	1065
HITACHI					
6M1 / ZX 10U-2 / ZX 17U-2 / ZX 22U-2 / ZX8-2		T	11	Y1022	92276
EX12-2 / EX15-2 / EX16-2B / EX17-2B / EX18-2 / EX20UR-2C		T	11	YE11	97505
EX22-2	Eng.KUBOTA D-1105-KA, 13.6kW	T	11	YE11	97505







     					
HITACHI					
EX25-2 / EX30-2 / EX30UR-2C / EX30UR-3 / EX35-2 / EX40UR-3 / LX15-7 / LX15SL-7 / VR308 / VR308-2 / VR408 / VR408-2 / ZX 30 / ZX27-3 / ZX30UR / ZX35 / ZX40UR		T	11	YE11	97505
EX60URG		T	11	Y-904R1	90958
ZX 10U-2 / ZX 17U-2 / ZX 22U-2	Eng.YANMAR 3TNV70	T	11	Y-702R	1065
HONDA					
EXT 12 D		D	11	Y-703R	3782
H 6522		E	11	Y-703R	3782
HUSQVARNA					
PZ6029D		A	11	YE11	97505
HUSTLER					
3400 / 6400		A	11	YE11	97505
IHI					
8NX	Eng.YANMAR 2TNV70	T	11	Y1022	92276
15NX / PX17	Eng.YANMAR 3TNV70	T	11	Y1022	92276
IMER					
20 VX / 25 VX		T	11	Y1022	92276
25 J / NX 18 / NX 25 / NX 30	Eng.ISUZU 3LB1	T	10	Y-720U1	5392
HD 307		T	11	Y-904R1	90958
INGERSOLL-RAND					
L8B-4MH / L8C-4MH		D	11	YE11	97505
ISEKI					
SF 200 / SF 230 / SF 303 / SF 310 / SF 333 / SF 370 / SG 15 / SG 152 / SG173H / SGR 17 / SGR 19 / SXG 19		A	11	Y-510R	91712
SXG 19H		E	11	Y-510R	91712
SXG 22		A	11	Y-510R	91712
SXG 22H / SXG 323 / SXG 326 / TF327 / TG 5330 / TG 5390 / TG 5470 / TH 4260 / TH 4260H / TH 4290 / TH 4295 / TH 4330 / TH 4335 / TH4365 / TK527 / TK532 / TK538 / TK538H / TM 3160 / TM 3200 / TM 3240 / TM223 / TXG 23 / TXG 237		E	11	Y-510R	91712
T5010 / T6010 / T6020	Eng.ISUZU 4BC2	E	11	Y-904R1	90958
ISHIKAWAJIMA-SHIBAURA					
CM 224	Eng.S 753	E	11	Y-701J	1566
CM 274	Eng.J 823	E	11	Y-701J	1566
DL / IFD / LE 852 / LE 892 / LE 903 / LET 802 C / LET 852 C		E	10.5	Y-401-3	2226
E 642 / E 643 / H 763 / H 843 / K 713 / LEH 822 / LEK 752 C / LEK 802 D / LEM 754 A / LEM 754 AT / LEM 853 / LEP 854 A / T 854 B / U 1004		E	10.5	Y-107V	6628
J 774 / J 774 T		E	11	Y-701J	1566
LFD		T	10.5	Y-401-3	2226
LGT	Eng.E 643	T	11	Y-701J	1566
LGT 16	Eng.E 673	T	11	Y-701J	1566
ST 321		E	11	Y-701RS	2765
T 854 B-DI / T 854 B-DI T/C		E	10.5	Y-119V	7465
T 854 BT		E	11	Y-701J	1566
ISUZU					
2CA1		D	11	Y1022	92276
3CA1	Eng.YANMAR 3TNV70	D	11	Y1022	92276















     					
JACOBSSEN					
AR-3 / AR-250 / AR-2500 / CR80 / HR-4600 / LF-510		A	11	YE11	97505
LF-510	4WD	A	11	YE11	97505
LF-550 / LF-570		A	11	YE11	97505
LF-570	Turbo 4WD	A	11	YE11	97505
LF-1880		A	11	YE11	97505
LF-1880	4WD	A	11	YE11	97505
LF-3400		A	11	YE11	97505
LF-3400	4WD	A	11	YE11	97505
LF-3800		A	11	YE11	97505
LF-3800	4WD	A	11	YE11	97505
LF-4675 / LF-4677 / SLF-1880 / SUPER LF-1880		A	11	YE11	97505
SUPER LF-1880	4WD	A	11	YE11	97505
TR-3		A	11	YE11	97505
JCB					
JS070 / JS70		T	11	Y-904R1	90958
JLG					
260MRT / 340AJ		E	11	YE11	97505
600A / 600AJ / 600S / 600SJ		E	11	Y-904R1	90958
JOHN DEERE					
3 TN 66-UJ / 3 TNA 72-UJ		E	11	Y-702R	1065
4X2 HPX GATOR	Eng.YANMAR 3TNV70	E	11	Y1022	92276
2500B / 2500E / 2653B	Eng.YANMAR 3TNV70	A	11	Y1022	92276
XUV GATOR	Eng.YANMAR 3TNV70	E	11	Y1022	92276
KATO					
Mule 2510	2000→2002	T	11	Y-904R1	90958
KOBELCO					
4D 120 / K903II / SK60 / SK60 IV / SK60 MKV		T	11	Y-904R1	90958
K903C		T	11	Y1021J	97627
Z66RP		T	11	Y1022	92276
KOMATSU					
4D84E	(3FB, 3B, 3C, 3D, 3E)	T	11	Y1021J	97627
B 1200		D	11	Y1021J	97627
F- D 20 4 / F- D 20 4 - D95 S / F- D 30 4 - D95 / F- D 30 4 - D95 S	4-cyl.	T	11	Y-703M1	93386
PC09-1 / PC10MR-2 / PC10UU-5		T	11	Y1022	92276
PC40-7 / PC40MRX-1-E / PC40R-8 / PC45MRX-1-E / PC45R-8 / SK510 / SK815 / SK820		T	11	Y1021J	97627
KUBOTA					
B 1200	Eng.KUBOTA D750L	E	10.5	Y-103V	2031
B 1400 / B 1402 DT	Eng.KUBOTA D850L	E	10.5	Y-103V	2031
B 1500 / B 1502 DT	Eng.KUBOTA D850M	E	10.5	Y-103V	2031
B 1550	Eng.KUBOTA D850-5B	E	11	Y-702R	1065
B 1600 / B 1702 / B 1902	Eng.KUBOTA D950	E	10.5	Y-103V	2031
B 1750	Eng.KUBOTA D9500-5B	E	11	Y-702R	1065
B 1902 DT	Eng.KUBOTA DM1102	E	10.5	Y-106V	6926
B 2150	Eng.KUBOTA D1200-5B	E	11	Y-702R	1065
B 4200	Eng.KUBOTA Z600-A	E	10.5	Y-103V	2031

     					
KUBOTA					
B 4200 / B2910HSD / B3000HSDC / B3000HSDCC / B3030HSD / B3030HSDC / B3030HSDCC / B3200HSD / B3200HSDWO / B3300SUHSD / B3350HSD / B3350HSDC / B3350SUHSD / B7800HSD / B7800HSD-F / B7800HSD-R		E	11	YE11	97505
B 5001	Eng.KUBOTA Z5001-1	E	10.5	Y-103V	2031
B 5100	Eng.KUBOTA Z500-1A	E	10.5	Y-103K	6325
B 5200	Eng.KUBOTA D750-LA	E	10.5	Y-103V	2031
B 6100	Eng.KUBOTA D650A	E	10.5	Y-103K	6325
B 6200	Eng.KUBOTA D850-LA-1	E	10.5	Y-103V	2031
B 7000	Eng.KUBOTA Z650	E	10.5	Y-106-1	6525
B 7001	Eng.KUBOTA D750	E	10.5	Y-103K	6325
B 7100	Eng.KUBOTA D750A	E	10.5	Y-103K	6325
B 7200	Eng.KUBOTA D950-LAH	E	10.5	Y-103V	2031
B 8200	Eng.KUBOTA D950	E	10.5	Y-103V	2031
B 9200	Eng.KUBOTA V1200-A	E	10.5	Y-103V	2031
CDN	Eng.KUBOTA SD15	E	10.5	Y-119V	7465
CDN	Eng.KUBOTA SD33T	E	10.5	Y-103V	2031
CEF 02	Eng.KUBOTA SD25	E	10.5	Y-106V	6926
CEF 02 / EF 02 A	Eng.KUBOTA SD22	E	11	Y-709R	3238
EF 02	Eng.KUBOTA SD25	T	10.5	Y-103V	2031
EF 02	Eng.KUBOTA SD22	T	10.5	Y-103V	2031
EF 02 A	Eng.KUBOTA SD25, 12V	E	11	Y-709R	3238
EF 02 A	Eng.KUBOTA SD25, 24V	E	11	YE01	2649
EGF 02	Eng.KUBOTA SD22	E	11	Y-709R	3238
F 02 / F 03	Eng.KUBOTA SD33	A	11	Y-709R	3238
F 03	Eng.KUBOTA SD33T	A	11	Y-709R	3238
F 03	Eng.KUBOTA TD42	A	11	Y-709R	3238
F 05	Eng.KUBOTA SD33T	A	11	Y-716RS	4693
F 05	Eng.KUBOTA TD42	A	11	Y-716RS	4693
F2400	Eng.KUBOTA D1005	A	11	YE11	97505
F2400	Eng.KUBOTA D1105	A	11	YE11	97505
F3560 / F3680		A	11	YE11	97505
FD 005	Eng.KUBOTA SD33, 12V	E	11	Y-716RS	4693
FD 005	Eng.KUBOTA SD33, 24V	E	10.5	Y-103V	2031
FD 006	Eng.KUBOTA SD33, 12V	E	11	Y-702R	1065
FD 006	Eng.KUBOTA SD33, 24V	E	11	YE01	2649
FD 007	Eng.KUBOTA SD33	E	12.5	Y-149	6766
FZ2400		E	11	YE11	97505
G 1700	Eng.KUBOTA D662-L	A	11	Y-709R	3238
G 1800	Eng.KUBOTA D722	A	11	Y-709R	3238
GL 240 K	Eng.KUBOTA D1463-L-N	E	11	Y-716RS	4693
GL 280 K	Eng.KUBOTA D1463-L-N	E	11	YE01	2649
GL 3500 / GL 4500 S	Eng.KUBOTA ZB400-GL	E	11	YE01	2649
GL 4500	Eng.KUBOTA ZB500-GL	E	11	Y-709R	3238
GL 5500	Eng.KUBOTA ZB600-GL	E	11	YE01	2649
GL 5500 S	Eng.KUBOTA ZB500-GL	E	11	Y-716RS	4693
GL 6500 S	Eng.KUBOTA ZB600-GL	E	11	Y-716RS	4693
KD-15	Eng.KUBOTA Z751BD	E	10.5	Y-103V	2031
KE 55 / KE 80 / KE 85 / KE 95 / KE 130		E	10.5	Y-103V	2031
KH-1 / KH-10	Eng.KUBOTA D1100BH	T	10.5	Y-103V	2031
KH-5H	Eng.KUBOTA Z600-K1	T	10.5	Y-106V	6926
KH-8	Eng.KUBOTA D850	T	10.5	Y-106-1	6525
KH-8H-2	Eng.KUBOTA D850BH	T	10.5	Y-106-1	6525



     						
KUBOTA						
KH-11H	Eng.KUBOTA D1302	T	10.5	Y-103V	2031	
KH-12FD	Eng.KUBOTA D1402	T	10.5	Y-103V	2031	
KH-14	Eng.KUBOTA D1301	T	10.5	Y-103V	2031	
KH-15	Eng.KUBOTA D1301	T	10.5	Y-106-1	6525	
KH-18	Eng.KUBOTA S220	T	10.5	Y-106-1	6525	
KH-18-2	Eng.KUBOTA D850-BH	T	10.5	Y-106-1	6525	
KH-20	Eng.KUBOTA VT1502	T	10.5	Y-106V	6926	
KX36-2 / KX41-2 / KX41-2S / KX41H / KX61-2 / KX61-2S / KX71-2 / KX71-3 / KX71-3S / KX71H / KX91-2 / KX91-2S / RW-25 / U20		T	11	YE11	97505	
L 175	Eng.KUBOTA Z751	E	10.5	Y-103V	2031	
L 185	Eng.KUBOTA Z751-A	E	10.5	Y-103V	2031	
L 235	Eng.KUBOTA D1102-A	E	10.5	Y-106-1	6525	
L 245	Eng.KUBOTA D1101-A	E	10.5	Y-106-1	6525	
L 245-2	Eng.KUBOTA D1102-A	E	10.5	Y-106V	6926	
L 275	Eng.KUBOTA D1302-A	E	10.5	Y-106V	6926	
L 295	Eng.KUBOTA D1301A	E	10.5	Y-106-1	6525	
L 295-2	Eng.KUBOTA D1302-A	E	10.5	Y-119V	7465	
L 305	Eng.KUBOTA D1302DA	E	10.5	Y-106V	6926	
L 345	Eng.KUBOTA V1501DA	E	10.5	Y-119V	7465	
L 1501	Eng.KUBOTA Z751	E	10.5	Y-106-1	6525	
L 1802	Eng.KUBOTA D1102	E	10.5	Y-106V	6926	
L 1802	Eng.KUBOTA D1102-A	E	10.5	Y-103V	2031	
L 2002	Eng.KUBOTA D1302	E	10.5	Y-103V	2031	
L 2050	Eng.KUBOTA D1102-A	E	10.5	Y-103V	2031	
L 2201	Eng.KUBOTA DH1101	E	10.5	Y-103K	6325	
L 2202	Eng.KUBOTA D1402-L	E	10.5	Y-103V	2031	
L 2250	Eng.KUBOTA D1302-DI-A	E	10.5	Y-106-1	6525	
L 2350	Eng.KUBOTA D1102-A	E	10.5	Y-106V	6926	
L 2402	Eng.KUBOTA D1402	E	10.5	Y-106V	6926	
L 2550	Eng.KUBOTA D1402-DI-A	E	10.5	Y-106V	6926	
L 2601	Eng.KUBOTA V1502-L	E	10.5	Y-106-1	6525	
L 2602	Eng.KUBOTA VT1502	E	10.5	Y-106V	6926	
L 2650	Eng.KUBOTA D1402-DI-A	E	10.5	Y-119V	7465	
L 2802	Eng.KUBOTA V1502	E	10.5	Y-106V	6926	
L 2850 / L 2950	Eng.KUBOTA D1402-DI-A	E	10.5	Y-106V	6926	
L 3001	Eng.KUBOTA V1501-A	E	10.5	Y-106V	6926	
L 3202	Eng.KUBOTA V1502	E	10.5	Y-119V	7465	
L 3250 / L 3350	Eng.KUBOTA V1902-DI-A	E	10.5	Y-106V	6926	
L 3450	Eng.KUBOTA V1902-DI-A	E	10.5	Y-106-1	6525	
L 3602	Eng.KUBOTA V1902	E	10.5	Y-119V	7465	
L 3602 DT	Eng.KUBOTA V1902	E	10.5	Y-106V	6926	
L 3750	Eng.KUBOTA F2302-DI-L	E	10.5	Y-106-1	6525	
L 4150	Eng.KUBOTA F2302-DI	E	10.5	Y-106V	6926	
L 4201	Eng.KUBOTA V1502	E	10.5	Y-106V	6926	
L 4202	Eng.KUBOTA V1502	E	10.5	Y-119V	7465	
L 4202	Eng.KUBOTA VT1502	E	10.5	Y-119V	7465	
L 4202 DT	Eng.KUBOTA VT1502	E	10.5	Y-106-1	6525	
L 4212	Eng.KUBOTA V1502	E	10.5	Y-119V	7465	
L 4212	Eng.KUBOTA VT1502	E	10.5	Y-106V	6926	
L 4350	Eng.KUBOTA V2303-DI	E	10.5	Y-106V	6926	
L 4850	Eng.KUBOTA F2503-DI	E	10.5	Y-119V	7465	
L 5450	Eng.KUBOTA F2803-DI	E	10.5	Y-119V	7465	

     					
KUBOTA					
RX 2800	Eng.DH1402-C	E	10.5	Y-103K	6325
RX 3250	Eng.D1462 DI-C	E	10.5	Y-106V	6926
RX 3250	Eng.DH62DI-C	E	10.5	Y-103K	6325
RX 3350	Eng.V1200N-TC	E	10.5	Y-103K	6325
RX 3600	Eng.V1502	E	10.5	Y-106-1	6525
TD 700	Eng.OC62	E	10.5	Y-103V	2031
LASTEC					
2872 SERIES / 2886 SERIES / 3682 SERIES / 3696 SERIES		A	11	YE11	97505
LINCOLN ELECTRIC					
VANTAGE 300		D	11	YE11	97505
LINK BELT CRANES					
1600 Quantum		T	11	Y-904R1	90958
LDW 1003		E	11	Y-904R1	90958
LOMBARDINI					
FX 5	Eng.TD 42	E	11	Y-924J	7906
H 01	Eng.SD 15	E	11	Y-924J	7906
H 01 / H 02	Eng.SD 25	E	11	Y-924J	7906
K 02	Eng.SD 25 K02, 12V	E	11	Y-924J	7906
K 02 1	Eng.SD 25 K02, 12V , QGS	E	11	Y-924J	7906
MF 05	Eng.SD 33T	E	11	Y-924J	7906
NH 01	Eng.SD 15	E	11	Y-924J	7906
NH 02	Eng.SD 15, 12V	E	11	Y-924J	7906
MASE					
IS 9		D	11	Y1022	92276
MASSEY-FERGUSON					
743		E	11	Y-510R	91712
NH 02	Eng.SD 15T, 24V	E	11	Y-112T	6327
NSF 01 A	Eng.SD 15	E	11	Y-112T	6327
QF 01	Eng.SD 22	E	11	Y-112T	6327
MILLER ELECTRIC					
BIG BLUE 300 PRO / BIG BLUE 400 KX / D300K 3+12 / D302K 3+12 / D402K 4+12		D	11	YE11	97505
mitsubishi					
12V QGS – SD 33 / 12V – SD 22 / 12V – SD 33 / 24V – SD 22 / 24V – SD 25 / 24V – SD 33		E	10.5	Y-114T	6528
24V – SD 33 T		E	10.5	Y-110	6825
L 2 / L 3		E	8	Y-723U	3818
QF 01 A	Eng.SD 22, 1980→	F	10.5	Y-114T	6528
QF 02	Eng.SD 22	F	10.5	Y-114T	6528
QF 02 A	Eng.SD 22, 1980→	F	10.5	Y-114T	6528
QGF 02	Eng.SD 22	E	10.5	Y-110	6825
QGS	Eng.SD 16	E	10.5	Y-114T	6528
QGS	Eng.SD 22	E	10.5	Y-114T	6528
SD15	Eng.SF 01A	E	10.5	Y-114T	6528
YF 03 / YGF 03	Eng.SD 33T	E	10.5	Y-114T	6528
YM 12 / YM 14	Eng.2T75-U	E	10.5	Y-114T	6528
MUSTANG					
2060	Eng.ISUZU 4JB1	T	11	Y-546J	95275

     					
MUSTANG					
2070 / 2074	Eng.ISUZU 4JB1	T	11	Y-904R1	90958
NISSAN					
CDN		T	23	Y-162R1	2431
CDN		T	10.5	Y-112R1	1032
CEF 02		T	9.5	Y-103-2	2926
EF 02 / EF 02 A / EGF 02 / F 02 / F 03 / K 02		F	9.5	Y-103-2	2926
EF 02 / EF 02 A / FD 005 / FD 006 / FD 007		F	21	Y-177-1	3026
EF 02 / FD 005 / FD 006 / FD 007 / QF 01 A / QF 02 A		F	10.5	Y-103	6125
F 03 / F 05		F	24	Y-757RS	4018
F 03 / F 05 / FX 5 / H 01 / H 02 / NH 02		F	23	Y-162R1	2431
H 01 / H 02 / K 02 1 / NH 01 / NH 02		F	10.5	Y-112R1	1032
MF 05		T	21	Y-177-1	3026
NSF 01 A		T	9.5	Y-103-2	2926
QF 01 / QF 01 A / QF 02 / QF 02 A / QGF 02		F	9.5	Y-103-2	2926
QF 01 A / QF 02 A / YF 03 / YGF 03		F	21	Y-177-1	3026
SF 01 A		T	9.5	Y-103-2	2926
ONAN					
COMMERICAL HDKAG / COMMERICAL HDKAL / COMMERICAL HDKAQ / COMMERICAL SD 7500 / COMMERICAL SD 10000 / HQD 12/15 / HQD 12/18 / HQDPB		D	11	YE11	97505
RANSOMES					
FAIRWAY 305 SERIES / FAIRWAY 405 SERIES		A	11	YE11	97505
SPERRY (NEW HOLLAND)					
9600 D		E	11	Y-904R1	90958
Kubota 1920		E	10.5	Y-106V	6926
STIGA					
TITAN 20B / TITAN 26H		A	11	Y1022	92276
SULLAIR					
35 / 45		D	11	YE11	97505
TAKEUCHI					
1DZ		T	11	Y-904R1	90958
TB016 / TB20R		T	11	Y1022	92276
TB108	Eng.A2C	T	11	Y1022	92276
TEREX					
T15G / T25G		D	11	YE11	97505
THOMAS					
35DT		T	11	YE11	97505
TORO					
REELMASTER 3550-D (03910)		A	11	YE11	97505
TOYOTA					
2J 4FG10		F	8.5	Y-128T	7227
VERMEER					
D6 NAVIGATOR / V250 / V500		E	11	YE11	97505
VOLVO					
EB 200 XP		T	11	Y-723R	3460





Tool*



Stock No.

YANMAR

B2		T	11	Y1022	92276
EE211 / EE213		E	11	Y1022	92276
G26		T	11	YE11	97505
GK130 / GK140 / GK160 / GK165 / GK185 / GK200		E	11	Y1022	92276
HZ1		E	11	Y1022	92276
V1-1 / V1-1A HAST / VIO 10-2 / VIO15-2 / VIO15-2A / VIO17-A / VIO20-3		T	11	Y1022	92276
YM 12 / YM 14		A	10.5	Y-116V	2131





STRESS-LEVEL

1	2	3
---	---	---



IGNITION
PARTS

STRESS-LEVEL

1

2

3

(EN) Light Use

(DE) Leichte Nutzung

(FR) Petits travaux

(IT) Uso leggero

(ES) Uso ligero

(NL) Licht gebruik

(PT) Serviço ligeiro

(GR) Ελαφρά χρήση

(TR) Kolay kullanım

(PL) Lekkie użytkowanie

(CZ) Snadné použití

(HU) Ritka használat

(RU) Облегченное использование

(EN) Normal Use

(DE) Normale Nutzung

(FR) Travaux courants

(IT) Uso normale

(ES) Uso normal

(NL) Normaal gebruik

(PT) Serviço normal

(GR) Κανονική χρήση

(TR) Normal kullanım

(PL) Normalne użytkowanie

(CZ) Normální použití

(HU) Normál használat

(RU) Обычное использование

(EN) Heavy duty

(DE) Starke Beanspruchung

(FR) Travaux difficiles

(IT) Uso pesante

(ES) Uso duro

(NL) Intensief gebruik

(PT) Serviço pesado

(GR) Βαριά χρήση

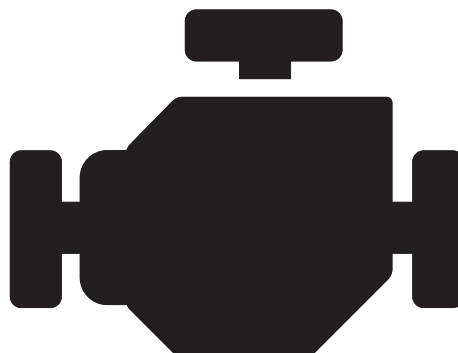
(TR) Zorlama

(PL) Silne obciążenia

(CZ) Silné zatížení

(HU) Erős igénybevétel

(RU) Высокая нагрузка



Stress-
Level*

Stock No.

Quick No.

ACME

A 180 B	4-Stroke, 1-cyl., 4.8hp	2	0.6	BP5HS	4111	
A 220 B	4-Stroke, 220ccm, 1-cyl., 5.4hp	2	0.6	BP5HS	4111	
A 230 B	4-Stroke, 220ccm, 1-cyl., 6.0hp	2	0.6	BP5HS	4111	
A 349	4-Stroke, 349ccm, 1-cyl., 8.2hp	2	0.6	B-4H	4110	
A 360	4-Stroke, 349ccm, 1-cyl., 9.1hp	2	0.6	B-4H	4110	
ACT 280	4-Stroke, 275ccm, 1-cyl., 9.5hp, OHC	2	0.6	BKR5E	7938	
ACT 340	4-Stroke, 338ccm, 1-cyl., 11.2hp, OHC	2	0.6	BKR5E	7938	
AL 480 WB / AL 550 WB / ALN 290 WB / ALN 330 WB	4-Stroke, 1-cyl.	2	0.6	BP5HS	4111	
AT 220 / AT 330 / VT 88 / VT 94	4-Stroke, 1-cyl., OHV	2	0.6	BP5HS	4111	

AL-KO

144 F	4-Stroke, 53ccm, 1-cyl., 1.8hp, OHV	2	0.7	CR5HSB	6535	
FLA 160	4-Stroke, 118ccm, 1-cyl., 3.0hp, OHV	2	0.7	BPR5ES	7422	
Pro 140 QSS	4-Stroke, 140ccm, 1-cyl., 2.9hp, OHV	2	0.8	BPR7ES	2023	
Pro 160 QSS	4-Stroke, 159ccm, 1-cyl., 3.1hp, OHV	2	0.8	BPR7ES	2023	

AS-MOTOR

AS 120 A / AS 120 C / AS 120 D		2	0.6	B6HS	4510	Q203
AS 165		2	0.5	B6HS-5	6154	
AS 165 ES		2	0.7	BR6HS	3922	Q209
AS 165 H		2	0.6	B6HS	4510	Q203
AS 165 Kat		2	0.5	B6HS-5	6154	
S-B 6		2	0.6	B6HS	4510	Q203

ASPERA ENGINES (TECNA)

AV 125	2-Stroke, 124ccm, 1-cyl.	2	0.6	BR4-LM	4133	
AV 520 / AV 600 / AV 750		2	0.6	BR4-LM	4133	
AW 520 / AW 520P / AW 521 / AW 525		2	0.6	BR6S	3522	
AW 750 / AW 755		2	0.6	BM6A	5921	
BV 133 / BV 150 / BV 153 / BV 172 / BV 173 / H 30 / H 35 / H7HS / HB 30 / HB 35 / HBL		2	0.6	BR4-LM	4133	
HBL 25 / HBL 30 / HBL 35 / HBL 40		2	0.6	BR6S	3522	
HLB 30		2	0.6	BR4-LM	4133	
HS 25 / HS 30 / HS 35 / HS 40		2	0.6	BR6S	3522	
LAV 153 / LAV 172 / LAV 30 / LAV 35 / LAV 40		2	0.6	BR4-LM	4133	
LAVR 35 / LAVR 40		2	0.6	BR6S	3522	
MV 100 / MV 100S		2	0.6	BR4-LM	4133	
SE 600 / SE 600 P / SE 601 / SE 605		2	0.6	BR6S	3522	

ATIKA

LC 170 F		2	0.7	BPR7ES	2023	
----------	--	---	-----	--------	------	--

CASE IH

A-284 / A-377		2	0.6	AB-6	2910	
---------------	--	---	-----	------	------	--

CATERPILLAR

800G / D1300 Special		2	0.6	B6S	3510	Q302
D330 / D333		2	0.7	BP5S	3011	
D337		2	0.7	BP-4	2911	

*Stress-Level: 1: Light use; 2: Normal Use; 3: Heavy Duty



Stress-
Level *

Stock No.

Quick No.

CATERPILLAR

D339	(Ø 18 mm)	2	0.6	AB-6	2910	
D3400	(Ø 14 mm)	2	0.7	BP-4	2911	
D342	(Ø 18 mm)	2	0.6	AB-6	2910	
D342	(Ø 14 mm)	2	0.7	BP-4	2911	
D343	(Ø 18 mm)	2	0.6	AB-6	2910	
D343	(Ø 14 mm)	2	0.7	BP-4	2911	
D353 / D375		2	0.7	BP-4	2911	
D4400 / D4600	(Ø 14 mm)	2	0.7	BP-4	2911	

CHUNGYANG

CY 23RC / CY 26RC / CY 27RC / CY 29RC / GP 290 / GP 420 / GP 460		2	0.7	CMR7H	3066	
--	--	---	-----	-------	------	--

CONTINENTAL

B371	4-Stroke, 6080ccm, 6-cyl., "L" head	2	0.6	AB-6	2910	
B405	6-cyl.	2	0.6	AB-6	2910	
B427	4-Stroke, 6997ccm, 6-cyl., "L" head	2	0.6	AB-6	2910	
B6371 / B6405 / B6427		2	0.6	AB-6	2910	
E223	4-Stroke, 4-cyl., OHV	2	0.6	AB-6	2910	
F06226	4-Stroke, 6-cyl., OHV	2	0.7	BP5ES	6511	
F124	4-Stroke, 2032ccm, 4-cyl., "L" head	2	0.6	AB-6	2910	
F135	4-Stroke, 2212ccm, 4-cyl., "L" head	2	0.6	AB-6	2910	
F140	4-Stroke, 2294ccm, 4-cyl., "L" head	2	0.6	AB-6	2910	
F162 / F163	4-Stroke, 2655ccm, 4-cyl., "L" head	2	0.6	AB-6	2910	
F186	4-Stroke, 3048ccm, 6-cyl., "L" head	2	0.6	AB-6	2910	
F209	4-Stroke, 3425ccm, 6-cyl., "L" head	2	0.6	AB-6	2910	
F226 / F227	4-Stroke, 3703ccm, 6-cyl., "L" head	2	0.6	AB-6	2910	
F244 / F245	4-Stroke, 3998ccm, 6-cyl., "L" head	2	0.6	AB-6	2910	
H227 / H243		2	0.6	AB-6	2910	
H260 / H277 / J382 / J403	4-Stroke, 4-cyl., OHV	2	0.6	AB-6	2910	
K6271	OHV, (Ø 18 mm)	2	0.6	AB-6	2910	
K6271	OHV, (Ø 14 mm)	2	0.6	B6S	3510	Q302
K6290	4-Stroke, 6-cyl., OHV	2	0.6	B6S	3510	Q302
K6298	4-Stroke, OHV, (Ø 18 mm)	2	0.6	AB-6	2910	
K6298	4-Stroke, OHV, (Ø 14 mm)	2	0.6	B6S	3510	Q302
K6330	4-Stroke, 6-cyl., OHV, (Ø 18 mm)	2	0.6	AB-6	2910	
K6330	4-Stroke, 6-cyl., OHV, (Ø 14 mm)	2	0.6	B6S	3510	Q302
K6363	4-Stroke, 6-cyl., OHV, (Ø 18 mm)	2	0.6	AB-6	2910	
K6363	4-Stroke, 6-cyl., OHV, (Ø 14 mm)	2	0.6	B6S	3510	Q302
L6478		2	0.6	B6S	3510	Q302
M271	4-Stroke, 4441ccm, 6-cyl., "L" head	2	0.6	AB-6	2910	
M290	4-Stroke, 4752ccm, 6-cyl., "L" head	2	0.6	AB-6	2910	

*Stress-Level: 1: Light use; 2: Normal Use; 3: Heavy Duty



Stress-
Level*

Stock No.

Quick No.

CONTINENTAL

M330	4-Stroke, 5408ccm, 6-cyl., "L" head	2	0.6	AB-6	2910	
M363	4-Stroke, 5949ccm, 6-cyl., "L" head	2	0.6	AB-6	2910	
N4062		2	0.6	AB-6	2910	
N56	4-Stroke, 918ccm, 4-cyl., "L" head	2	0.6	AB-6	2910	
N62	4-Stroke, 1016ccm, 4-cyl., "L" head	2	0.6	AB-6	2910	
NA62 / OS202 / R513 / R572 / R602		2	0.6	AB-6	2910	
R6513 / R6572 / R6602		2	0.6	B6S	3510	Q302
R688-46 / R800-46 / R810-46 / R839-46		2	0.6	BP6HS	4511	
RS542		2	0.6	AB-6	2910	
S6749 / S6820 / S749 / S820	4-Stroke, 6-cyl., OHV	2	0.6	AB-6	2910	
T274		2	0.6	AB-6	2910	
T371 / T6371 / T6427	4-Stroke, 6-cyl., OHV	2	0.6	AB-6	2910	
TC56		2	0.6	AB-6	2910	
TM27		2	0.6	BPR6ES	7822	
TS415		2	0.6	AB-6	2910	
U-501	4-Stroke, 6-cyl., OHV	2	0.6	AB-6	2910	
U6501	4-Stroke, 6-cyl., OHV	2	0.6	B6S	3510	Q302
V8603		2	0.6	B6S	3510	Q302
Y112	4-Stroke, 1835ccm, 4-cyl., "L" head	2	0.6	AB-6	2910	
Y4069 / Y4091 / Y4112		2	0.6	AB-6	2910	
Y69	4-Stroke, 1131ccm, 4-cyl., "L" head	2	0.6	AB-6	2910	
Y91	4-Stroke, 1491ccm, 4-cyl., "L" head	2	0.6	AB-6	2910	
Z106 / Z120 / Z134 / ZA120 / ZA129		2	0.6	AB-6	2910	

DAIHATSU

CB 102		2	0.8	BP5EY	7327	
DM 700 G / DM 950 G		2	0.8	BKR4E-11	5424	
EB 104		2	0.6	BP5ES	6511	
ED 104		2	0.8	BPR6EY	6427	
ED 302 / ED 305		2	0.9	BPR4EY	2128	

ECHO

EY 28 P		2	0.6	BPR6HS	7022	Q214
EY 40 D		2	0.6	BR6HS	3922	Q209
F 3T		2	0.6	BM6A	5921	
FM 50A		2	0.6	B6S	3510	Q302
FMD 3		2	0.6	AB-7	3010	
G 1AK		2	0.6	BM6A	5921	
PB 2405		2	0.6	BPM7Y	4921	
PB 300E		2	0.6	BPM7A	7321	
RM 385		2	0.6	BPMR7A	6703	
SRM 2015		2	0.6	BM6A	5921	
SRM 2100		2	0.6	BPM7A	7321	
SRM 2450 / SRM 2455		2	0.6	BPM7Y	4921	
SRM 2605 / SRM 3155		2	0.6	BPMR7A	6703	
SRM 3805 / SRM 4605		2	0.6	BPM7A	7321	

EMAK

K 500	4-Stroke, 140ccm, 1-cyl., OHV	2	0.8	BPR6ES	7822	
-------	----------------------------------	---	-----	--------	------	--

*Stress-Level: 1: Light use; 2: Normal Use; 3: Heavy Duty



Stress-
Level *

Stock No.

Quick No.

EMAK

K 550	4-Stroke, 159ccm, 1-cyl., OHV	2	0.8	BPR6ES	7822	
K 600	4-Stroke, 140ccm, 1-cyl., OHV	2	0.8	BPR6ES	7822	
K 650	4-Stroke, 159ccm, 1-cyl., OHV	2	0.8	BPR6ES	7822	
K 700 H	4-Stroke, 183ccm, 1-cyl., OHV	2	0.8	BPR6ES	7822	
K 800	4-Stroke, 196ccm, 1-cyl., OHV	2	0.8	BPR6ES	7822	
K 800 H / K 800 HC / K 800 HT	4-Stroke, 183ccm, 1-cyl., OHV	2	0.8	BPR6ES	7822	

FUJI-ROBIN

EA175V	4-Stroke, 174ccm, 1-cyl., OHC, 2013→, Air cooled, Vertical, Chain Driven	2	0.7	BR6HS	3922	Q209
EA190V	4-Stroke, 189ccm, 1-cyl., OHC, 2013→, Air cooled, Vertical, Chain Driven	2	0.7	BR6HS	3922	Q209
EC 004-3		2	0.7	B7HS	5110	Q204
EC 01A / EC 01E / EC 02		2	0.6	BM7A	6521	
EC 025E		2	0.7	BPM7A	7321	
EC 025GR		2	0.7	BM7A	6521	
EC 03 / EC 03-2		2	0.6	B7HS	5110	Q204
EC 03E / EC 03EF / EC 03ER		2	0.7	BPM7A	7321	
EC 04 / EC 04-3 / EC 04-3E		2	0.6	B7HS	5110	Q204
EC 04E / EC 04EF / EC 04ER		2	0.7	BPM7A	7321	
EC 04ERV		2	0.7	BPM4A	5928	
EC 05 / EC 05-2B / EC 05-2BD		2	0.6	B6HS	4510	Q203
EC 05EF		2	0.7	BPM7A	7321	
EC 06 / EC 06AB / EC 06AD / EC 06B / EC 06D / EC 07 / EC 07-2B / EC 07-2D		2	0.6	B6HS	4510	Q203
EC 08B / EC 08D		2	0.6	B7HS	5110	Q204
EC 10		2	0.6	B-4H	4110	
EC 10B / EC 10D		2	0.7	B-4	3210	
EC 10DD / EC 10HH / EC 10VV / EC 10VY		2	0.6	B-4H	4110	
EC 12		2	0.6	BM6A	5921	
EC 12B / EC 12D		2	0.7	BM6A	5921	
EC 13		2	0.6	BM6A	5921	
EC 13V		2	0.6	BMR6A	7421	Q307
EC 17 / EC 21		2	0.6	B-4H	4110	
EC 25		2	0.6	B6HS	4510	Q203
EC 252CDI / EC 252DD / EC 252DS		2	0.6	BR6HS	3922	Q209
EC 01ER / EC 01R / EC 02A / EC 02E / EC 02EH / EC 02EHR / EC 02ER / EC 02R		2	0.6	BM7A	6521	
ECO 8B / ECO 8D		2	0.6	B7HS	5110	Q204
ECP 5 / ECP 6AB / ECP 6AD		2	0.6	B6HS	4510	Q203
EH 025 / EH 035 / EH 035V		2	0.7	CMR6A	1223	
EH 09		2	0.6	BMR6A	7421	Q307
EH 09-2D	4-Stroke, 86ccm, 1-cyl., 1.5kW, OHV, Air cooled, Horizontal Shaft	2	0.7	BMR4A	5728	
EH 10D	4-Stroke, 97ccm, 1-cyl., 2.4kW, OHV, Air cooled, Horizontal Shaft	2	0.7	BMR4A	5728	
EH 12 / EH 12-2		2	0.6	B7ES	1111	
EH12-2B	4-Stroke, 121ccm, 1-cyl., 2.5hp, OHV, Air cooled	2	0.6	BR6ES	4922	

*Stress-Level: 1: Light use; 2: Normal Use; 3: Heavy Duty



Stress-
Level *

Stock No.

Quick No.

FUJI-ROBIN

EH 12-2D	4-Stroke, 121ccm, 1-cyl., 2.5hp, OHV, Air cooled	2	0.7	B6HS	4510	Q203
EH 12B / EH 12D		2	0.7	B6HS	4510	Q203
EH 17-2B / EH 17-2D	4-Stroke, 172ccm, 1-cyl., 4.0hp, OHV, Air cooled	2	0.6	BR6HS	3922	Q209
EH 17B		2	0.7	B6HS	4510	Q203
EH 17D		2	0.7	BR6HS	3922	Q209
EH 18V	4-Stroke, 183ccm, 1-cyl., 6.0hp, OHV, Air cooled, Vertical Shaft	2	0.7	B6HS	4510	Q203
EH 25-2B / EH 25-2D	4-Stroke, 251ccm, 1-cyl., 6.4hp, OHV, 1997→, Air cooled	2	0.6	BR6HS	3922	Q209
EH 25B		2	0.7	B6HS	4510	Q203
EH 25D		2	0.7	BR6HS	3922	Q209
EH 30		2	0.7	B6ES	7310	
EH 30B / EH 30D		2	0.8	BP6ES	7811	
EH 34		2	0.7	B6ES	7310	
EH 34B		2	0.8	BP6ES	7811	
EH 36B / EH 36D	4-Stroke, 404ccm, 1-cyl., 8.5hp, OHV, 1998→, Air cooled, Horizontal Shaft	2	0.7	BP6ES	7811	
EH 41B / EH 41D	4-Stroke, 404ccm, 1-cyl., 9.5hp, OHV, 1998→, Air cooled, Horizontal Shaft	2	0.7	BP6ES	7811	
EH 63		2	0.8	BPR5ES	7422	
EH 63V	4-Stroke, 653ccm, 2-cyl., 18.0hp, OHV, 2011→, Air cooled, V-Twin/ Vertical P.T.O. Shaft	2	0.7	BP6ES	7811	
EH 64 / EH 65	4-Stroke, 653ccm, 2-cyl., OHV, Air cooled, V-Twin/ Horizontal P.T.O. Shaft	2	0.8	BPR5ES	7422	
EH 65V	4-Stroke, 653ccm, 2-cyl., 22.0hp, OHV, 2011→, Air cooled, V-Twin/ Vertical P.T.O. Shaft	2	0.7	BP6ES	7811	
EH 72	4-Stroke, 720ccm, 2-cyl., 18.0hp, OHV, Air cooled, V-Twin/ Horizontal P.T.O. Shaft	2	0.7	BPR6ES	7822	
EH 72-2	4-Stroke, 720ccm, 2-cyl., OHV	2	0.8	BPR5ES	7422	
EH 72FI	4-Stroke, 720ccm, 2-cyl., 20.0hp, OHV, Air cooled, V-Twin/ Horizontal P.T.O. Shaft	2	0.8	BPR5ES	7422	
EH 72FI LP/NG	4-Stroke, 720ccm, 2-cyl., OHV, Air cooled, V-Twin/ Horizontal P.T.O. Shaft/ LPG/NATURAL GAS	2	0.7	BPR6ES	7822	
EH 90 / EH 99	4-Stroke, 999ccm, 2-cyl., 35.0hp, OHV, 2013→, Air cooled, V-Twin/ Horizontal P.T.O. Shaft	2	1.1	BKR5E-11	6953	
ER12	4-Stroke, 121ccm, 1-cyl., 3.5hp, OHV, Air cooled, Vertical Shaft, Belt Driven	2	0.7	CR5HSB	6535	
EX 13 / EX 13D	4-Stroke, 126ccm, 1-cyl., 2.2hp, OHC, 2002→, Air cooled, Chain Driven	2	0.7	BR6HS	3922	Q209
EX16		2	0.7	BR6ES	4922	

*Stress-Level: 1: Light use; 2: Normal Use; 3: Heavy Duty



Stress-
Level *

Stock No.

Quick No.

FUJI-ROBIN

EX 17 / EX 17D	4-Stroke, 169ccm, 1-cyl., 4.0hp, OHC, 2002→, Air cooled, Chain Driven	2	0.7	BR6HS	3922	Q209
EX 21 / EX 21D	4-Stroke, 211ccm, 1-cyl., 5.0hp, OHC, 2002→, Air cooled, Chain Driven	2	0.7	BR6HS	3922	Q209
EX 27 / EX 27D	4-Stroke, 265ccm, 1-cyl., 7.1hp, OHC, 2002→, Air cooled, Chain Driven	2	0.7	BR6HS	3922	Q209
EX 30D	4-Stroke, 287ccm, 1-cyl., 7.5hp, OHC, 2005→, Air cooled, Chain Driven	2	0.7	BR6HS	3922	Q209
EX 35 / EX 35D	4-Stroke, 404ccm, 1-cyl., 8.5hp, OHC, 2002→, Air cooled, Chain Driven	2	0.7	BR6HS	3922	Q209
EX 40 / EX 40D	4-Stroke, 404ccm, 1-cyl., 9.5hp, OHC, 2002→, Air cooled, Chain Driven	2	0.7	BR6HS	3922	Q209
EY 08B / EY 08D		2	0.7	BM4A	5628	
EY 10 / EY 15		2	0.6	BR6HS	3922	Q209
EY 15B / EY 15D		2	0.7	B6HS	4510	Q203
EY 18 / EY 18-3 / EY 20		2	0.6	BR6HS	3922	Q209
EY 20B / EY 20D		2	0.7	B6HS	4510	Q203
EY 20V		2	0.6	BM4A	5628	
EY 21		2	0.6	BMR6A	7421	Q307
EY 23B / EY 23D		2	0.7	BP4HS	3611	
EY 25 / EY 27		2	0.6	BR6HS	3922	Q209
EY 28		2	0.6	BP6HS	4511	
EY 28B / EY 28D		2	0.7	BP6HS	4511	
EY 35B / EY 35D		2	0.7	B6HS	4510	Q203
EY 35K		2	0.6	B-4H	4110	
EY 40B / EY 40D		2	0.7	B6HS	4510	Q203
EY 40K / EY 44		2	0.6	B-4H	4110	
SP170	4-Stroke, 169ccm, 1-cyl., 5.7hp, OHC, 2010→, Air cooled, Chain Driven	2	0.7	BR6HS	3922	Q209
SP210	4-Stroke, 211ccm, 1-cyl., 7.0hp, OHC, 2010→, Air cooled, Chain Driven	2	0.7	BR6HS	3922	Q209
SX17	4-Stroke, 169ccm, 1-cyl., OHC, 2009→, Air cooled	2	0.6	BR4HS	3322	
SX21	4-Stroke, 211ccm, 1-cyl., OHC, 2009→, Air cooled	2	0.6	BR4HS	3322	
SX30	4-Stroke, 287ccm, 1-cyl., OHC, 2009→, Air cooled	2	0.6	BR4HS	3322	

HIRTH

04		2	0.6	BPMR6A	6726	
08		2	0.6	B7HS	5110	Q204
84 / 85		2	0.6	AB-6	2910	
102		2	0.8	B5HS	4210	
112 / 150 / 151		2	0.6	AB-6	2910	
152		2	0.6	B6HS-5	6154	
241		2	0.8	B5HS	4210	
263		2	0.9	B7ES	1111	
1440 / 1444		2	0.6	B6HS-5	6154	
2702		2	0.6	B8HS	5510	Q205

*Stress-Level: 1: Light use; 2: Normal Use; 3: Heavy Duty



Stress-
Level*

Stock No.

Quick No.

HONDA

G 100	4-Stroke, 76ccm, 1-cyl., 2.0hp, "L" head	2	0.7	BM6A	5921	
G 100 CDI	4-Stroke, 1-cyl., "L" head	2	0.6	BMR4A	5728	
G 100 K1	4-Stroke, 83ccm, 1-cyl., 2.2hp, "L" head	2	0.6	BMR4A	5728	
G 100 K2	4-Stroke, 97ccm, 1-cyl., 2.5hp, "L" head	2	0.7	BPMR4A	6028	
G 101	4-Stroke, 97ccm, 1-cyl., "L" head	2	0.6	BR4HS	3322	
G 150	4-Stroke, 144ccm, 1-cyl., 3.5hp, "L" head	2	1.0	BP4HS-10	5011	
G 150 CDI	4-Stroke, 144ccm, 1-cyl., 3.8hp, "L" head	2	1.0	BP4HS-10	5011	
G 150 K1	4-Stroke, 144ccm, 1-cyl., "L" head	2	0.6	B-4H	4110	
G 150 L	4-Stroke, 144ccm, 1-cyl., "L" head	2	0.6	BR4HS	3322	
G 150 LX	4-Stroke, 144ccm, 1-cyl., "L" head	2	1.0	BPR4HS-10	5024	
G 150 S / G 150 W	4-Stroke, 144ccm, 1-cyl., "L" head	2	0.6	BR4HS	3322	
G 20		2	0.6	BR6HS	3922	Q209
G 200	4-Stroke, 197ccm, 1-cyl., 5.0hp, "L" head	2	1.0	BPR4HS-10	5024	
G 200 K1	4-Stroke, 197ccm, 1-cyl., "L" head	2	0.6	B-4H	4110	
G 200 L	4-Stroke, 197ccm, 1-cyl., 5.0hp, "L" head	2	0.6	BR4HS	3322	
G 200 LX	4-Stroke, 197ccm, 1-cyl., 5.0hp, "L" head	2	1.0	BPR4HS-10	5024	
G 200 S / G 200 W	4-Stroke, 197ccm, 1-cyl., 5.0hp, "L" head	2	0.6	BR4HS	3322	
G 25	4-Stroke, 59ccm, 1-cyl., 1.8hp, OHC	2	0.6	C6HSA	3228	
G 28	4-Stroke, 67ccm, 1-cyl., 2.0hp, OHC	2	0.6	C6HSA	3228	
G 30	4-Stroke, 132ccm, 1-cyl., 3.0hp, "L" head	2	0.6	BR6HS	3922	Q209
G 300	4-Stroke, 272ccm, 1-cyl., 7.0hp, "L" head	2	1.0	BPR4HS-10	5024	
G 300 CDI	4-Stroke, 1-cyl., "L" head	2	1.0	BPR4HS-10	5024	
G 35	4-Stroke, 144ccm, 1-cyl., 2.5hp	2	0.6	BR6HS	3922	Q209
G 35 L		2	0.6	B6HS	4510	Q203
G 3 T		2	0.6	C6HSA	3228	
G 40	4-Stroke, 170ccm, 1-cyl., 3.3hp, "L" head	2	0.6	BR6HS	3922	Q209
G 400 K1	4-Stroke, 406ccm, 1-cyl., 10.0hp, "L" head	2	0.6	BPR4HS	7823	
G 400 K1 CDI	4-Stroke, 406ccm, 1-cyl., 10.0hp, "L" head	2	1.0	BPR4HS-10	5024	
G 42	4-Stroke, 171ccm, 1-cyl., 3.3hp, "L" head	2	0.6	BR6HS	3922	Q209
G 45	4-Stroke, 1-cyl., "L" head	2	0.6	BR6HS	3922	Q209
G 50	4-Stroke, 187ccm, 1-cyl., 3.8hp, "L" head	2	0.6	BR6HS	3922	Q209
G 65	4-Stroke, 239ccm, 1-cyl., 5.0hp, "L" head	2	0.6	BR6HS	3922	Q209
G 80	4-Stroke, 295ccm, 1-cyl., 6.0hp, "L" head	2	0.6	BR6HS	3922	Q209
GB 30	4-Stroke, 170ccm, 1-cyl., 3.0hp	2	0.6	BR6HS	3922	Q209
GB 40		2	0.6	BR6HS	3922	Q209

*Stress-Level: 1: Light use; 2: Normal Use; 3: Heavy Duty



Stress-
Level *

Stock No.

Quick No.

HONDA

GC 135 / GC 135 E	4-Stroke, 135ccm, 1-cyl., 4.0hp, OHC	2	0.7	BPR6ES	7822	
GC 160 / GC 160 A / GC 160 E / GC 160 LA / GC 160 LE	4-Stroke, 160ccm, 1-cyl., 5.0hp, OHC	2	0.7	BPR6ES	7822	
GC 190	4-Stroke, 187ccm, 1-cyl., 6.0hp, OHC	2	0.7	BPR6ES	7822	
GC 190 A / GC 190 LA	187ccm, 1-cyl., 6.0hp, OHC	2	0.7	BPR6ES	7822	
GCV 135	4-Stroke, 135ccm, 1-cyl., 4.5hp, OHC	2	0.7	BPR6ES	7822	
GCV 135 E	4-Stroke, 135ccm, 1-cyl., 3.5hp, OHC, S/N 2720019→	2	0.7	BPR4ES	7222	
GCV 135 E	4-Stroke, 135ccm, 1-cyl., 3.5hp, OHC, S/N → 2218977	2	0.7	BPR6ES	7822	
GCV 135 LE	4-Stroke, 135ccm, 1-cyl., 3.5hp, OHC, S/N 2720019→	2	0.7	BPR4ES	7222	
GCV 135 LE	4-Stroke, 135ccm, 1-cyl., 3.5hp, OHC, S/N → 2218977	2	0.7	BPR6ES	7822	
GCV 135 N2E	4-Stroke, 135ccm, 1-cyl., 3.5hp, OHC	2	0.8	BPR6ES	7822	
GCV 160	4-Stroke, 160ccm, 1-cyl., 5.5hp, OHC	2	0.7	BPR5ES	7422	
GCV 160	4-Stroke, 160ccm, 1-cyl., 5.5hp, OHC	3	0.7	BPR6ES	7822	
GCV 160 A	4-Stroke, 160ccm, 1-cyl., 5.5hp, OHC, S/N → 2218977	2	0.7	BPR6ES	7822	
GCV 160 AO / GCV 160 E	4-Stroke, 160ccm, 1-cyl., 5.5hp, OHC, S/N 2218978→	2	0.7	BPR5ES	7422	
GCV 160 E / GCV 160 LA	4-Stroke, 160ccm, 1-cyl., 5.5hp, OHC, S/N → 2218977	2	0.7	BPR6ES	7822	
GCV 160 LAO / GCV 160 LE	4-Stroke, 160ccm, 1-cyl., 5.5hp, OHC, S/N 2218978→	2	0.7	BPR5ES	7422	
GCV 160 LE	4-Stroke, 160ccm, 1-cyl., 5.5hp, OHC, S/N → 2218977	2	0.7	BPR6ES	7822	
GCV 160 N2E	4-Stroke, 160ccm, 1-cyl., 5.5hp, OHC	2	0.7	BPR6ES	7822	
GCV 190	4-Stroke, 187ccm, 1-cyl., 5.1hp, OHC	2	0.7	BPR5ES	7422	
GCV 190	4-Stroke, 187ccm, 1-cyl., 5.1hp, OHC	3	0.7	BPR6ES	7822	
GCV 190 A	4-Stroke, 1-cyl., OHC, S/N 1693052→	2	0.7	BPR5ES	7422	
GCV 190 A / GCV 190 LA	4-Stroke, 1-cyl., OHC, S/N → 1693051	2	0.7	BPR6ES	7822	
GCV 50		2	0.6	CR5HSB	6535	
GCV 520	4-Stroke, 530ccm, 2-cyl., 14.0hp, OHC	2	0.7	BPR6ES	7822	
GCV 520 R / GCV 520 U	4-Stroke, 2-cyl., OHC	2	0.5	BPR4ES	7222	
GCV 530	4-Stroke, 530ccm, 2-cyl., 15.4hp, OHC	2	0.7	BPR6ES	7822	
GCV 530 R / GCV 530 U	4-Stroke, 2-cyl., OHC	2	0.5	BPR4ES	7222	
GCV 57		2	0.6	CR5HSB	6535	
GE 200	4-Stroke, 197ccm, 1-cyl., 5.0hp, "L" head	2	0.6	BR4HS	3322	
GE 300	4-Stroke, 55ccm, 1-cyl., 0.8hp, "L" head	2	0.9	BPR4HS-10	5024	

*Stress-Level: 1: Light use; 2: Normal Use; 3: Heavy Duty



Stress-
Level*

Stock No.

Quick No.

HONDA

GE 400	4-Stroke, "L" head	2	0.9	BPR4HS-10	5024	
GK 200	4-Stroke, 98ccm, 1-cyl., 3.5hp, OHV	2	0.6	BR4HS	3322	
GK 200 CDI / GK 200 CDN	4-Stroke, 98ccm, 1-cyl., OHV	2	1.0	BPR4HS-10	5024	
GK 200 K1 / GK 200 K2	4-Stroke, 98ccm, 1-cyl., OHV	2	0.6	BR4HS	3322	
GK 300	4-Stroke, 271ccm, 1-cyl., 4.0kW, OHV	2	0.6	BR4HS	3322	
GK 400		2	0.6	BR4HS	3322	
GK 50 / GK 65		2	0.6	BR6HS	3922	Q209
GP 160	4-Stroke, 163ccm, 1-cyl., 3.9hp, OHV	2	0.8	BPR6ES	7822	
GP 200	4-Stroke, 196ccm, 1-cyl., 5.0hp, OHV	2	0.8	BPR6ES	7822	
GS 160	4-Stroke, 160ccm, 1-cyl., 4.6hp, OHV	2	0.7	BPR6ES	7822	
GS 160 A	4-Stroke, 160ccm, 1-cyl., 5.0hp, OHV	2	0.6	BPR6ES	7822	
GS 190	4-Stroke, 187ccm, 1-cyl., 5.2hp, OHV	2	0.7	BPR6ES	7822	
GS 190 A	4-Stroke, 187ccm, 1-cyl., 6.0hp, OHV	2	0.6	BPR6ES	7822	
GS 50 AC		2	0.6	B-4H	4110	
GS 65 / GS 65 AC	4-Stroke, 240ccm, 1-cyl., 6.8hp, "L" head	2	0.6	BR6HS	3922	Q209
GS 80		2	0.6	BR6HS	3922	Q209
GSV 160	4-Stroke, 160ccm, 1-cyl., 5.5hp, OHV	2	0.7	BPR6ES	7822	
GSV 160 A	4-Stroke, 160ccm, 1-cyl., 5.5hp, OHV	2	0.6	BPR6ES	7822	
GSV 190	4-Stroke, 187ccm, 1-cyl., 6.5hp, OHV	2	0.7	BPR5ES	7422	
GSV 190	4-Stroke, 187ccm, 1-cyl., 6.5hp, OHV	3	0.7	BPR6ES	7822	
GSV 190 A	4-Stroke, 187ccm, 1-cyl., OHV	2	0.6	BPR6ES	7822	
GSV 190 LA	4-Stroke, 187ccm, 1-cyl., OHV	2	0.6	BPR5ES	7422	
GT 50 / GT 65		2	0.6	B-4H	4110	
GV 100 / GV 100 K1	4-Stroke, 97ccm, 1-cyl., 2.6hp, "L" head	2	0.6	BMR4A	5728	
GV 100 K2	4-Stroke, 97ccm, 1-cyl., "L" head	2	0.7	BPMR4A	6028	
GV 150	4-Stroke, 144ccm, 1-cyl., 3.5hp, "L" head	2	0.9	BMR6A	7421	Q307
GV 150 A1D / GV 150 A2D	4-Stroke, 144ccm, 1-cyl., "L" head	2	0.6	BMR6A	7421	Q307
GV 150 CDI	4-Stroke, 144ccm, 1-cyl., "L" head, S/N 2029060->	2	0.9	BPMR6A	6726	
GV 150 CDI	4-Stroke, 144ccm, 1-cyl., "L" head, S/N 2029060->	2	1.0	BPMR6A-10	1029	
GV 150 CDN	4-Stroke, 144ccm, 1-cyl., "L" head, S/N -> 2029059	2	0.6	BR4HS	3322	
GV 150 K1	4-Stroke, 144ccm, 1-cyl., "L" head, S/N 2029059->	2	0.9	BMR6A	7421	Q307
GV 150 N1B / GV 150 N2B	4-Stroke, 144ccm, 1-cyl., "L" head	2	0.6	BMR6A	7421	Q307
GV 200	4-Stroke, 197ccm, 1-cyl., 5.0hp, "L" head	2	0.6	BMR6A	7421	Q307

*Stress-Level: 1: Light use; 2: Normal Use; 3: Heavy Duty



Stress-
Level *

Stock No.

Quick No.

HONDA

GV 200 CDI	4-Stroke, 197ccm, 1-cyl., 5.0hp, "L" head	2	0.9	BPMR6A	6726	
GV 35	4-Stroke, 144ccm, 1-cyl., 3.5hp, "L" head	2	0.6	BR6HS	3922	Q209
GV 400	4-Stroke, 406ccm, 1-cyl., 11.0hp, "L" head	2	0.6	BMR6A	7421	Q307
GV 400 CDI	4-Stroke, 406ccm, 1-cyl., 11.0hp, "L" head	2	0.9	BPMR6A	6726	
GV 400 K1	4-Stroke, 406ccm, 1-cyl., 11.0hp, "L" head	2	0.6	BM6A	5921	
GVC 135 / GVC 160 / GVC 190		2	0.7	BPR6ES	7822	
GVC 520 / GVC 530		2	0.7	BPR5ES	7422	
GX 100 Rammer / GX 100 STD / GX 100 TAMP / GX 100 U	4-Stroke, 99ccm, 1-cyl., 2.9hp, OHV	2	0.6	CR5HSB	6535	
GX 110	4-Stroke, 107ccm, 1-cyl., 3.5hp, OHV	2	0.7	BPR6ES	7822	
GX 112 Rammer	4-Stroke, 118ccm, 1-cyl., 3.5hp, OHV	2	0.8	BP4ES	6928	
GX 120 / GX 120 K1 / GX 120 T1 / GX 120 UT2	4-Stroke, 118ccm, 1-cyl., 3.5hp, OHV	2	0.7	BPR6ES	7822	
GX 140	4-Stroke, 144ccm, 1-cyl., 5.0hp, OHV	2	0.7	BPR6ES	7822	
GX 160 / GX 160 H1 / GX 160 K1 / GX 160 K1 QPU	4-Stroke, 163ccm, 1-cyl., 5.4hp, OHV	2	0.7	BPR6ES	7822	
GX 160 Rammer	4-Stroke, 163ccm, 1-cyl., 4.9hp, OHV	2	0.8	BP4ES	6928	
GX 160 T1	4-Stroke, 163ccm, 1-cyl., 6.0hp, OHV	2	0.7	BPR6ES	7822	
GX 160 UT2	4-Stroke, 163ccm, 1-cyl., 4.9hp, OHV	2	0.7	BPR6ES	7822	
GX 200	4-Stroke, 196ccm, 1-cyl., 6.5hp, OHV	1	0.7	BPR5ES	7422	
GX 200	4-Stroke, 196ccm, 1-cyl., 6.5hp, OHV	3	0.7	BPR6ES	7822	
GX 200 QHQ4	4-Stroke, 196ccm, 1-cyl., 5.5hp, OHV	2	0.8	BPR6ES	7822	
GX 200 T	4-Stroke, 196ccm, 1-cyl., 5.6hp, OHV	2	0.7	BPR6ES	7822	
GX 22	4-Stroke, 22ccm, 1-cyl., 1.0hp, OHV	2	0.6	CR5HSB	6535	
GX 240	4-Stroke, 242ccm, 1-cyl., 8.0hp, OHV	2	0.7	BPR5ES	7422	
GX 240	4-Stroke, 242ccm, 1-cyl., 8.0hp, OHV	3	0.7	BPR6ES	7822	
GX 240 K1	4-Stroke, 242ccm, 1-cyl., 7.2hp, OHV	2	0.7	BPR5ES	7422	
GX 240 K1	4-Stroke, 242ccm, 1-cyl., 7.2hp, OHV	3	0.7	BPR6ES	7822	
GX 240 T1	4-Stroke, 242ccm, 1-cyl., 7.2hp, OHV	2	0.7	BPR5ES	7422	
GX 240 T1	4-Stroke, 242ccm, 1-cyl., 7.2hp, OHV	3	0.7	BPR6ES	7822	
GX 240 UT1	4-Stroke, 242ccm, 1-cyl., 7.2hp, OHV	2	0.7	BPR5ES	7422	
GX 240 UT1	4-Stroke, 242ccm, 1-cyl., 7.2hp, OHV	3	0.7	BPR6ES	7822	
GX 25	4-Stroke, 25ccm, 1-cyl., 1.0hp, OHV	2	0.7	CMR5H	7599	
GX 25 Digital CDi	4-Stroke, 25ccm, 1-cyl., 1.1hp, OHV	2	0.7	CMR5H	7599	
GX 25 T	4-Stroke, 25ccm, 1-cyl., 1.1hp, OHV	2	0.6	CMR5H	7599	
GX 270	4-Stroke, 270ccm, 1-cyl., 9.0hp, OHV	2	0.7	BPR6ES	7822	

*Stress-Level: 1: Light use; 2: Normal Use; 3: Heavy Duty



Stress-
Level*

Stock No.

Quick No.

HONDA

GX 270 T	4-Stroke, 270ccm, 1-cyl., 9.1hp, OHV	2	0.9	BPR6ES	7822	
GX 270 T2	4-Stroke, 270ccm, 1-cyl., 8.5hp, OHV	2	0.7	BPR5ES	7422	
GX 30		2	0.6	CR5HSB	6535	
GX 300		2	0.8	BP5HS	4111	
GX 31	4-Stroke, 31ccm, 1-cyl., 1.1hp, OHV	2	0.6	CR5HSB	6535	
GX 33	4-Stroke, 1-cyl., OHV	2	0.6	CR5HSB	6535	
GX 340	4-Stroke, 337ccm, 1-cyl., 10.7hp, OHV	2	0.7	BPR5ES	7422	
GX 340	4-Stroke, 337ccm, 1-cyl., 10.7hp, OHV	3	0.7	BPR6ES	7822	
GX 340 K1	4-Stroke, 337ccm, 1-cyl., 11.0hp, OHV	2	0.7	BPR5ES	7422	
GX 340 K1	4-Stroke, 337ccm, 1-cyl., 11.0hp, OHV	3	0.7	BPR6ES	7822	
GX 35	4-Stroke, 36ccm, 1-cyl., 1.4hp, OHV	2	0.7	CMR5H	7599	
GX 360 K1	4-Stroke, 359ccm, 2-cyl., 13.2hp, OHV	2	0.6	BPR5HS	6222	
GX 390	4-Stroke, 389ccm, 1-cyl., 11.8hp, OHV	2	0.7	BPR5ES	7422	
GX 390	4-Stroke, 389ccm, 1-cyl., 11.8hp, OHV	3	0.7	BPR6ES	7822	
GX 390 K1	4-Stroke, 389ccm, 1-cyl., 13.0hp, OHV	2	0.7	BPR6ES	7822	
GX 390 T1	4-Stroke, 389ccm, 1-cyl., 11.8hp, OHV	2	0.7	BPR6ES	7822	
GX 390 T2	4-Stroke, 389ccm, 1-cyl., 11.8hp, OHV	2	0.7	BPR5ES	7422	
GX 400		2	0.7	BM6A	5921	
GX 440 IR		2	0.7	BKR5E	7938	
GX 610 K1	4-Stroke, 614ccm, 2-cyl., 18.0hp, OHV	2	0.7	ZGR5A	5839	
GX 620 K1	4-Stroke, 614ccm, 2-cyl., 20.0hp, OHV	2	0.7	ZGR5A	5839	
GX 630	4-Stroke, 688ccm, 2-cyl., 20.8hp, OHV	2	0.7	ZFR5F	5165	
GX 640	4-Stroke, 635ccm, 2-cyl., 20.0hp, OHC	2	1.1	BPR5ES-11	4424	
GX 660	4-Stroke, 688ccm, 2-cyl., 21.5hp, OHV	2	0.7	ZFR5F	5165	
GX 670	4-Stroke, 670ccm, 2-cyl., 32.0hp, OHV	2	0.9	ZGR5A	5839	
GX 690	4-Stroke, 688ccm, 2-cyl., 22.1hp, OHV	2	0.7	ZFR5F	5165	
GXH 50	4-Stroke, 49ccm, 1-cyl., 2.1hp, OHV	1	0.7	CR4HSB	4695	
GXH 50	4-Stroke, 49ccm, 1-cyl., 2.1hp, OHV	3	0.6	CR5HSB	6535	
GXR 120	4-Stroke, 121ccm, 1-cyl., 3.6hp, OHC	2	0.7	CR5HSB	6535	
GXV 110	4-Stroke, 110ccm, 1-cyl., 3.5hp, OHV	2	0.8	B6HS	4510	Q203
GXV 12		2	0.8	BP5ES	6511	
GXV 120	4-Stroke, 118ccm, 1-cyl., 4.0hp, OHV	2	0.7	BPR5ES	7422	
GXV 12 CDN		2	0.8	BPR5ES	7422	
GXV 140	4-Stroke, 135ccm, 1-cyl., 5.0hp, OHV	2	0.7	BPR5ES	7422	
GXV 160	4-Stroke, 163ccm, 1-cyl., 5.5hp, OHV	2	0.7	BPR5ES	7422	

*Stress-Level: 1: Light use; 2: Normal Use; 3: Heavy Duty



Stress-
Level *

Stock No.

Quick No.

HONDA

GXV 160 H2	4-Stroke, 163ccm, 1-cyl., 4.4hp, OHV	2	0.7	BPR6ES	7822	
GXV 160 K1	4-Stroke, 163ccm, 1-cyl., OHV	2	0.7	BPR5ES	7422	
GXV 200 / GXV 240		2	0.9	BPR5ES	7422	
GXV 270	4-Stroke, 270ccm, 1-cyl., 8.6hp, OHV	2	0.7	BPR5ES	7422	
GXV 270 K1	4-Stroke, 1-cyl., OHV	2	0.7	BPR5ES	7422	
GXV 340	4-Stroke, 337ccm, 1-cyl., 11.0hp, OHV	2	0.7	BPR5ES	7422	
GXV 340 K1 / GXV 340 K2	4-Stroke, 1-cyl., OHV	2	0.7	BPR5ES	7422	
GXV 340 T2	4-Stroke, 1-cyl., OHV	2	0.7	BPR6ES	7822	
GXV 340 UT2 DN4	4-Stroke, 1-cyl., OHV	2	0.7	BPR5ES	7422	
GXV 390	4-Stroke, 389ccm, 1-cyl., 13.0hp, OHV	2	0.7	BPR5ES	7422	
GXV 390 DA2 / GXV 390 K1 / GXV 390 K2	4-Stroke, 1-cyl., OHV	2	0.7	BPR5ES	7422	
GXV 50	4-Stroke, 49ccm, 1-cyl., 2.2hp, OHV	2	0.6	CR5HSB	6535	
GXV 520	4-Stroke, 530ccm, 2-cyl., 13.3hp, OHV	2	0.7	BPR5ES	7422	
GXV 530	4-Stroke, 530ccm, 2-cyl., 15.4hp, OHV	2	0.7	BPR5ES	7422	
GXV 57	4-Stroke, 57ccm, 1-cyl., 2.0hp, OHV	2	0.6	CR5HSB	6535	
GXV 57 U	4-Stroke, 1-cyl., OHV	2	0.7	CR5HSB	6535	
GXV 610	4-Stroke, 2-cyl., OHV	2	0.7	BPR5ES	7422	
GXV 610 K1	4-Stroke, 614ccm, 2-cyl., 18.0hp, OHV	2	0.7	ZGR5A	5839	
GXV 620	4-Stroke, 614ccm, 2-cyl., OHV	2	0.7	BPR5ES	7422	
GXV 620 K1	4-Stroke, 614ccm, 2-cyl., 20.0hp, OHV	2	0.7	ZGR5A	5839	
GXV 630	4-Stroke, 688ccm, 2-cyl., 20.8hp, OHV	2	0.7	ZFR5F	5165	
GXV 660	4-Stroke, 688ccm, 2-cyl., 21.5hp, OHV	2	0.7	ZFR5F	5165	
GXV 670	4-Stroke, 670ccm, 2-cyl., 24.0hp, OHV	2	0.7	ZGR5A	5839	
GXV 690	4-Stroke, 688ccm, 2-cyl., 22.1hp, OHV	2	0.7	ZFR5F	5165	
iGX 240	4-Stroke, 270ccm, 1-cyl., 8.0hp, OHC	2	0.7	BPR6ES	7822	
iGX 270	4-Stroke, 270ccm, 1-cyl., 8.4hp, OHC	3	0.7	BPR6ES	7822	
iGX 340	4-Stroke, 289ccm, 1-cyl., 10.8hp, OHC	2	0.8	BPR6ES	7822	
iGX 390	4-Stroke, 389ccm, 1-cyl., 11.8hp, OHC	3	0.7	BPR6ES	7822	
iGX 440	4-Stroke, 438ccm, 1-cyl., 12.9hp, OHC, Alternative heat range for BKR7E-E with OE: 98079-5787C	2	0.8	BKR5E-E	90115	
iGX 440	4-Stroke, 438ccm, 1-cyl., 12.9hp, OHC, Alternative heat range for BKR7E-E with OE: 98079-5787C	2	0.8	BKR6E-E	95413	
iGX 440	4-Stroke, 438ccm, 1-cyl., 12.9hp, OHC	2	0.8	BKR7E	6097	

JOHN DEERE

202		2	0.6	BR6FS	4323	
------------	--	---	-----	--------------	-------------	--

*Stress-Level: 1: Light use; 2: Normal Use; 3: Heavy Duty



Stress-
Level*

Stock No.

Quick No.

KAWASAKI

FA 076D	4-Stroke, 76ccm, 1-cyl., 1.3hp	2	0.7	BM6A	5921	
FA 130	4-Stroke, 129ccm, 1-cyl., 2.3hp	1	0.7	BP4HS	3611	
FA 130 / FA 130D / FA 130G / FA 130R	4-Stroke, 129ccm, 1-cyl., 2.3hp	2	0.7	BM6A	5921	
FA 210	4-Stroke, 207ccm, 1-cyl., 4.0hp	1	0.7	BP4HS	3611	
FA 210	4-Stroke, 207ccm, 1-cyl., 4.0hp, →1982	2	0.7	BM6	2027	
FA 210	4-Stroke, 207ccm, 1-cyl., 4.0hp, 1983→	2	0.7	BM6A	5921	
FA 210D / FA 210R	4-Stroke, 207ccm, 1-cyl., 4.0hp	2	0.7	BM6A	5921	
FA 210V	4-Stroke, 207ccm, 1-cyl., 4.0hp	2	0.7	BMR6A	7421	Q307
FA 460	4-Stroke	2	0.8	BM6A	5921	
FA 76	4-Stroke, 76ccm, 1-cyl., 1.3hp	1	0.7	BP4HS	3611	
FA 76	4-Stroke, 76ccm, 1-cyl., 1.3hp, 1983→	2	0.7	BM4A	5628	
FA 76	4-Stroke, 76ccm, 1-cyl., 1.3hp, →1982	2	0.7	BMR6A	7421	Q307
FB 460V	4-Stroke, 460ccm, 1-cyl., 12.5hp, OHV	2	0.7	BMR4A	5728	
FC 150	4-Stroke, 153ccm, 1-cyl., 5.0hp, OHV	2	0.7	BPR5ES	7422	
FC 150V	4-Stroke, 153ccm, 1-cyl., OHV	2	0.8	BPR6ES	7822	
FC 180	4-Stroke, 182ccm, 1-cyl., 6.0hp, OHV	2	0.7	BPR5ES	7422	
FC 180V	4-Stroke, 182ccm, 1-cyl., 6.0hp, OHV	2	0.8	BP5ES	6511	
FC 290 / FC 290V	4-Stroke, 286ccm, 1-cyl., 9.0hp, OHV	2	0.7	BPR5ES	7422	
FC 400	4-Stroke, 404ccm, 1-cyl., 13.0hp, OHV	2	0.7	BPR5ES	7422	
FC 400V	4-Stroke, 404ccm, 1-cyl., 13.0hp, OHV	2	0.8	BPR5ES	7422	
FC 401	4-Stroke, 423ccm, 1-cyl., 13.0hp, OHV	2	0.7	BPR5ES	7422	
FC 401V	4-Stroke, 423ccm, 1-cyl., 13.0hp, OHV	2	0.8	BPR5ES	7422	
FC 420 / FC 420V	4-Stroke, 423ccm, 1-cyl., 14.0hp, OHV	2	0.7	BPR5ES	7422	
FC 540 / FC 540V	4-Stroke, 535ccm, 1-cyl., 17.0hp, OHV	2	0.7	BPR5ES	7422	
FD 440	4-Stroke, 437ccm, 2-cyl., 14.5hp, OHV	2	0.7	BMR6A	7421	Q307
FD 440V	4-Stroke, 437ccm, 2-cyl., 14.5hp, OHV	2	0.8	BMR6A	7421	Q307
FD 501	4-Stroke, 437ccm, 2-cyl., 16.0hp, OHV	2	0.7	BMR6A	7421	Q307
FD 501D	4-Stroke, 437ccm, 2-cyl., 16.0hp, OHV	2	0.6	BMR6A	7421	Q307
FD 501V	4-Stroke, 437ccm, 2-cyl., 17.0hp, OHV	2	0.8	BMR6A	7421	Q307
FD 590	4-Stroke, 617ccm, 2-cyl., 18.0hp, OHV	2	0.7	BMR6A	7421	Q307
FD 590V	4-Stroke, 617ccm, 2-cyl., 18.0hp, OHV	2	0.7	BMR4A	5728	
FD 611V	4-Stroke, 585ccm, 2-cyl., 20.0hp, OHV	2	0.6	BMR6A	7421	Q307
FD 620	4-Stroke, 617ccm, 2-cyl., 18.7hp, OHV	1	0.7	BMR4A	5728	

*Stress-Level: 1: Light use; 2: Normal Use; 3: Heavy Duty



Stress-
Level *

Stock No.

Quick No.

KAWASAKI

FD 620D	4-Stroke, 617ccm, 2-cyl., 20.0hp, OHV	2	0.8	BMR6A	7421	Q307
FD 661D	4-Stroke, 617ccm, 2-cyl., 22.0hp, OHV	2	0.6	BMR6A	7421	Q307
FD 671D	4-Stroke, 745ccm, 2-cyl., OHV	1	0.7	BPR2ES	2264	
FD 680V	4-Stroke, 675ccm, 2-cyl., 23.0hp, OHV	2	0.8	BPR2ES	2264	
FD 711D	4-Stroke, 745ccm, 2-cyl., 25.0hp, OHV	1	0.7	BPR2ES	2264	
FD 731V	4-Stroke, 675ccm, 2-cyl., 26.0hp, OHV	1	0.7	BPR4ES	7222	
FD 750D	4-Stroke, 745ccm, 2-cyl., OHV	1	0.7	BPR2ES	2264	
FD 791D	4-Stroke, 745ccm, 2-cyl., 29.0hp, OHV	1	0.7	BPR4ES	7222	
FD 791DFI	4-Stroke, 745ccm, 2-cyl., 24.5hp, OHV	1	0.6	BPR4ES	7222	
FD 851D	4-Stroke, 824ccm, 2-cyl., OHV	1	0.7	BPR4ES	7222	
FE 120	4-Stroke, 124ccm, 1-cyl., OHV	2	0.8	BPR5ES	7422	
FE 120D	4-Stroke, 124ccm, 1-cyl., 4.0hp, OHV	2	0.8	BPR5ES	7422	
FE 161		2	0.8	BP5ES	6511	
FE 170	4-Stroke, 171ccm, 1-cyl., 5.6hp, OHV	2	0.8	BPR5ES	7422	
FE 170DD	4-Stroke, 171ccm, 1-cyl., 5.6hp, OHV	2	0.8	BMR6A	7421	Q307
FE 221		2	0.8	BP5ES	6511	
FE 250	4-Stroke, 249ccm, 1-cyl., 8.0hp, OHV	2	0.8	BPR5ES	7422	
FE 250D	4-Stroke, 249ccm, 1-cyl., 8.0hp, OHV	1	0.8	BMR6A	7421	Q307
FE 290	4-Stroke, 286ccm, 1-cyl., 9.5hp, OHV	2	0.8	BPR5ES	7422	
FE 350	4-Stroke, 351ccm, 1-cyl., 11.5hp, OHV	2	0.8	BPR5ES	7422	
FE 400D	4-Stroke, 401ccm, 1-cyl., 13.0hp, OHV	2	0.6	BPR5ES	7422	
FEX 91	4-Stroke, 1-cyl., OHV	2	0.8	BP5ES	6511	
FG 110	1-cyl.	1	0.7	BP4HS	3611	
FG 150	4-Stroke, 151ccm, 1-cyl., 3.6hp, OHV	1	0.7	BPR4HS	7823	
FG 150D	4-Stroke, 151ccm, 1-cyl., 3.6hp, OHV	2	0.7	BP4HS	3611	
FG 150G	4-Stroke, 151ccm, 1-cyl., 3.6hp, OHV	1	0.7	BP4HS	3611	
FG 200 / FG 200G / FG 200R	4-Stroke, 201ccm, 1-cyl., 5.0hp, OHV	1	0.7	BP4HS	3611	
FG 201		1	0.7	BP4HS	3611	
FG 230	4-Stroke, 232ccm, 1-cyl., 5.8hp, OHV	1	0.7	BP4HS	3611	
FG 270	4-Stroke, 1-cyl., OHV	1	0.7	BP4HS	3611	
FG 300 / FG 300D	4-Stroke, 296ccm, 1-cyl., 7.5hp, OHV	1	0.7	BP4HS	3611	
FH 381V	4-Stroke, 431ccm, 2-cyl., 13.0hp, OHV	2	0.6	BPMR6A	6726	
FH 411V	4-Stroke, 472ccm, 2-cyl., 12.0hp, OHV	2	0.7	BPMR6A	6726	
FH 430V	4-Stroke, 431ccm, 2-cyl., 15.0hp, OHV	2	0.6	BPMR6A	6726	
FH 451V	4-Stroke, 494ccm, 2-cyl., 15.0hp, OHV	2	0.7	BPMR6A	6726	

*Stress-Level: 1: Light use; 2: Normal Use; 3: Heavy Duty



Stress-
Level *

Stock No.

Quick No.

KAWASAKI

FH 480V	4-Stroke, 472ccm, 2-cyl., 16.0hp, OHV	2	0.7	BPMR6A	6726	
FH 500V	4-Stroke, 494ccm, 2-cyl., 17.0hp, OHV	2	0.7	BPMR6A	6726	
FH 531V	4-Stroke, 494ccm, 2-cyl., 18.0hp, OHV	2	0.7	BPMR6A	6726	
FH 541V	4-Stroke, 585ccm, 2-cyl., 17.0hp, OHV	2	0.7	BPMR6A	6726	
FH 580V	4-Stroke, 585ccm, 2-cyl., 19.0hp, OHV	2	0.7	BPMR6A	6726	
FH 601D	4-Stroke, 675ccm, 2-cyl., 16.4hp, OHV	2	0.7	BPR4ES	7222	
FH 601V	4-Stroke, 675ccm, 2-cyl., 19.0hp, OHV	2	0.9	BPR5ES	7422	
FH 641D	4-Stroke, 675ccm, 2-cyl., 18.2hp, OHV	2	0.7	BPR4ES	7222	
FH 641V	4-Stroke, 675ccm, 2-cyl., 21.0hp, OHV	2	0.9	BPR5ES	7422	
FH 661V	4-Stroke, 675ccm, 2-cyl., 22.0hp, OHV	2	0.9	BPR5ES	7422	
FH 680D	4-Stroke, 675ccm, 2-cyl., 19.4hp, OHV	2	0.7	BPR4ES	7222	
FH 680V	4-Stroke, 675ccm, 2-cyl., 23.0hp, OHV	2	0.9	BPR5ES	7422	
FH 721D	4-Stroke, 675ccm, 2-cyl., 21.4hp, OHV	2	0.7	BPR4ES	7222	
FH 721V	4-Stroke, 675ccm, 2-cyl., 25.0hp, OHV	2	0.6	BPR4ES	7222	
FH 741D	4-Stroke, 2-cyl., OHV	2	0.6	BPR5ES	7422	
FH 770D	4-Stroke, 764ccm, 2-cyl., 23.4hp, OHV	2	0.7	BPR4ES	7222	
FJ 100D	4-Stroke, 99ccm, 1-cyl., 2.5hp, OHV	2	0.7	BR6HS	3922	Q209
FJ 130D	4-Stroke, 133ccm, 1-cyl., 3.8hp, OHV	2	0.7	BR6HS	3922	Q209
FJ 151V	4-Stroke, 179ccm, 1-cyl., 3.8hp, OHV	2	0.8	BPR5ES	7422	
FJ 180D	4-Stroke, 179ccm, 1-cyl., 5.5hp, OHV	2	0.8	BPR5ES	7422	
FJ 180V	4-Stroke, 179ccm, 1-cyl., OHV	2	0.9	BPR5ES	7422	
FJ 180V KAI / FJ 180V PRO / FJ 180V STD	4-Stroke, 179ccm, 1-cyl., 4.5hp, OHV	2	0.8	BPR5ES	7422	
FR 541V	4-Stroke, 603ccm, 2-cyl., 15.1hp, OHV	2	0.7	BPR4ES	7222	
FR 600V	4-Stroke, 603ccm, 2-cyl., 17.0hp, OHV	2	0.7	BPR4ES	7222	
FR 651V	4-Stroke, 726ccm, 2-cyl., 18.8hp, OHV	2	0.7	BPR4ES	7222	
FR 691V	4-Stroke, 726ccm, 2-cyl., 20.6hp, OHV	2	0.7	BPR4ES	7222	
FR 730V	4-Stroke, 726ccm, 2-cyl., 22.2hp, OHV	2	0.7	BPR4ES	7222	
FS 481V	4-Stroke, 603ccm, 2-cyl., 14.5hp, OHV	2	0.7	BPR4ES	7222	
FS 541V	4-Stroke, 603ccm, 2-cyl., 15.1hp, OHV	2	0.7	BPR4ES	7222	
FS 600V	4-Stroke, 603ccm, 2-cyl., 17.0hp, OHV	2	0.7	BPR4ES	7222	
FS 651V	4-Stroke, 726ccm, 2-cyl., 18.8hp, OHV	2	0.7	BPR4ES	7222	
FS 691V	4-Stroke, 726ccm, 2-cyl., 20.6hp, OHV	2	0.7	BPR4ES	7222	
FS 730V	4-Stroke, 726ccm, 2-cyl., 22.2hp, OHV	2	0.7	BPR4ES	7222	

*Stress-Level: 1: Light use; 2: Normal Use; 3: Heavy Duty



Stress-
Level *

Stock No.

Quick No.

KAWASAKI

FS 730V EFI	4-Stroke, 726ccm, 2-cyl., 23.7hp, OHV	2	0.7	BPR4ES	7222	
FX 1000V	4-Stroke, 999ccm, 2-cyl., 31.4hp, OHV	2	0.7	BPR5ES	7422	
FX 481V	4-Stroke, 603ccm, 2-cyl., 14.5hp, OHV	2	0.8	BPR4ES	7222	
FX 541V	4-Stroke, 603ccm, 2-cyl., 15.1hp, OHV	2	0.8	BPR4ES	7222	
FX 600V	4-Stroke, 603ccm, 2-cyl., 17.0hp, OHV	2	0.8	BPR4ES	7222	
FX 651V	4-Stroke, 726ccm, 2-cyl., 18.8hp, OHV	2	0.7	BPR4ES	7222	
FX 691V	4-Stroke, 726ccm, 2-cyl., 20.6hp, OHV	2	0.7	BPR4ES	7222	
FX 730V	4-Stroke, 726ccm, 2-cyl., 22.2hp, OHV	2	0.7	BPR4ES	7222	
FX 730V EFI	4-Stroke, 726ccm, 2-cyl., 23.1hp, OHV	2	0.7	BPR4ES	7222	
FX 751V	4-Stroke, 852ccm, 2-cyl., 23.4hp, OHV	2	0.7	BPR4ES	7222	
FX 801V / FX 850V	4-Stroke, 852ccm, 2-cyl., 26.6hp, OHV	2	0.7	BPR4ES	7222	
FX 850V EFI	4-Stroke, 852ccm, 2-cyl., 29.5hp, OHV	2	0.7	BPR4ES	7222	
FX 921V	4-Stroke, 999ccm, 2-cyl., 28.9hp, OHV	2	0.7	BPR5ES	7422	
FZ 098G		2	0.7	B6HS	4510	Q203
FZ 260G		2	0.7	B6S	3510	Q302
FZ 340G		2	0.7	BPM4A	5928	
KF 100	4-Stroke	2	0.7	BR4HS	3322	
KF 100D (FZ400D)	4-Stroke	2	0.7	B-4H	4110	
KF 140	4-Stroke	2	0.7	B-4	3210	
KF 150 / KF 150D (FZ580D) / KF 200 / KF 200D (FZ790D)	4-Stroke	2	0.7	B-4H	4110	
KF 24	4-Stroke	2	0.7	B6HS	4510	Q203
KF 34	4-Stroke	2	0.7	BMR6A	7421	Q307
KF 53 / KF 53A	4-Stroke	2	0.7	B6HS	4510	Q203
KF 68 / KF 81	4-Stroke	2	0.7	BMR6A	7421	Q307
KF 82	4-Stroke	2	0.7	B6HS	4510	Q203
KT 10 / KT 12		2	0.7	BM6A	5921	
KT 12 (TZ022D)		3	0.7	BM7	6321	
KT 12AD		2	0.7	BMR6A	7421	Q307
KT 12D		3	0.7	BM7	6321	
KT 15		2	0.7	BMR6A	7421	Q307
KT 15D		3	0.7	BM7	6321	
KT 15J		2	0.7	B6S	3510	Q302
KT 17 (TZ031J)		3	0.7	BM7	6321	
KT 17J		3	0.7	BM7A	6521	
KT 18		2	0.8	BM6A	5921	
KT 18J	1983→	1	0.7	B-4	3210	
KT 18J	→1982	2	0.7	B6S	3510	Q302
KT 28	1983→	1	0.7	B-4	3210	
KT 28	→1982	2	0.7	B6S	3510	Q302
KT 29		2	0.7	B6HS	4510	Q203
KT 30J		2	0.7	B6S	3510	Q302
KT 33		2	0.7	B6HS	4510	Q203
KT 35		2	0.7	B6S	3510	Q302
KT 43		2	0.7	B6HS	4510	Q203

*Stress-Level: 1: Light use; 2: Normal Use; 3: Heavy Duty



Stress-
Level*

Stock No.

Quick No.

KAWASAKI

PA 420A / PA 540A		2	0.8	BPR5ES	7422	
TA 22		3	0.7	BM7	6321	
TA 22MX		2	0.7	BMR6A	7421	Q307
TA 24		3	0.7	BM7	6321	
TA 33RJX		2	0.7	BM7	6321	
TA 36		3	0.7	B7S	3710	
TA 36MX		2	0.8	B6S	3510	Q302
TA 40	→1982	3	0.7	B7S	3710	
TA 40	1983→	3	0.7	BM7	6321	
TA 40M		2	0.7	B7S	3710	
TA 51MX		2	0.7	BMR6A	7421	Q307
TD 018D / TD 024D / TD 033D / TD 040D / TD 048D		2	0.7	BM6A	5921	
TD 18		2	0.7	BMR6A	7421	Q307
TD 24	1983→	2	0.7	BM6A	5921	
TD 24	→1982	3	0.7	BM7	6321	
TD 33	1983→	2	0.7	BM6A	5921	
TD 33	→1982	3	0.7	BM7	6321	
TD 40	2-Stroke, 40ccm, 1-cyl., 1.7hp, OHV, 1983→	2	0.7	BM6A	5921	
TD 40	2-Stroke, 40ccm, 1-cyl., 1.7hp, OHV, →1982	3	0.7	BM7	6321	
TD 48	2-Stroke, 49ccm, 1-cyl., 1.9hp, OHV	2	0.7	BM6A	5921	
TD 51	1983→	2	0.7	BM6A	5921	
TD 51	→1982	3	0.7	BM7	6321	
TE 27 / TE 35 / TE 40 / TE 48 / TE 56		3	0.7	BM7A	6521	
TE 59		3	0.6	BPM7A	7321	
TEX 45	2-Stroke, 40ccm, 1-cyl., 3.2hp, OHV	3	0.6	BPM7A	7321	
TEX 54 M	2-Stroke, 49ccm, 1-cyl., 3.7hp, OHV	2	0.7	BPMR7A	6703	
TF 22		3	0.7	BM7A	6521	
TF 22D	2-Stroke, 23ccm, 1-cyl., 1.2hp, OHV	1	0.7	BM4A	5628	
TF 24 / TF 33		3	0.7	BM7A	6521	
TG 18	2-Stroke, 18ccm, 1-cyl., 0.6hp, OHV	2	0.7	BMR6A	7421	Q307
TG 20	2-Stroke, 20ccm, 1-cyl., 0.7hp, OHV	2	0.7	BMR6A	7421	Q307
TG 24	2-Stroke, 24ccm, 1-cyl., 0.8hp, OHV	2	0.7	BMR6A	7421	Q307
TG 25	2-Stroke, 25ccm, 1-cyl., 0.9hp, OHV	2	0.7	BM6A	5921	
TG 28	2-Stroke, 28ccm, 1-cyl., 1.2hp, OHV	2	0.7	BMR6A	7421	Q307
TG 33	2-Stroke, 33ccm, 1-cyl., 1.2hp, OHV	2	0.7	BMR6A	7421	Q307
TGX 23		2	0.7	BM6A	5921	
TH 23D / TH 23DVX	2-Stroke, 23ccm, 1-cyl., 1.3hp, OHV	2	0.8	BPMR6A	6726	
TH 26D	2-Stroke, 25ccm, 1-cyl., 1.5hp, OHV	2	0.8	BPMR6A	6726	
TH 34	2-Stroke, 33ccm, 1-cyl., 2.0hp, OHV	2	0.7	BPMR6A	6726	
TH 43	2-Stroke, 43ccm, 1-cyl., 2.7hp, OHV	2	0.7	BM6A	5921	
TH 48	2-Stroke, 49ccm, 1-cyl., 3.0hp, OHV	2	0.7	BM6A	5921	

*Stress-Level: 1: Light use; 2: Normal Use; 3: Heavy Duty



Stress-
Level *

Stock No.

Quick No.

KAWASAKI

TJ 23E	2-Stroke, 23ccm, 1-cyl., 9.8hp, OHV	2	0.7	BPMR6A	6726	
TJ 23V	2-Stroke, 23ccm, 1-cyl., 9.8hp, OHV	2	0.7	BPMR8Y	2218	
TJ 27D	2-Stroke, 26ccm, 1-cyl., 1.6hp, OHV	2	0.7	BPMR6A	6726	
TJ 27E	2-Stroke, 26ccm, 1-cyl., 1.0hp, OHV	2	0.7	BPMR6A	6726	
TJ 35E	2-Stroke, 34ccm, 1-cyl., 1.4hp, OHV	2	0.7	BPMR7A	6703	
TJ 45E	2-Stroke, 45ccm, 1-cyl., 1.9hp, OHV	2	0.7	BPMR7A	6703	
TJ 53E	2-Stroke, 53ccm, 1-cyl., 2.7hp, OHV	2	0.7	BPMR8Y	2218	
TK 045D	2-Stroke, 45ccm, 1-cyl., 3.0hp, OHV	2	0.7	BPMR7A	6703	
TK 065D	2-Stroke, 65ccm, 1-cyl., 4.6hp, OHV	2	0.7	BPMR7A	6703	
TK 53	2-Stroke, 53ccm, 1-cyl., 3.3hp, OHV	2	0.7	BPMR7A	6703	
TS 22		2	0.7	BMR6A	7421	Q307

KIPOR

KG 200		2	0.6	BP6ES	7811	
--------	--	---	-----	-------	------	--

KOHLER

1.75 MBFM		2	0.6	BMR6A	7421	Q307
1.75 MBM 25 / 1.75 MFM / 1.75 MM 25		2	0.6	BR6S	3522	
2.225 MBM 25 / 2.25 MBFM 25 / 2.25 MBFM 45		2	0.6	BMR6A	7421	Q307
2.5 MV 55 K 160 / 2.5 MV 55 K 161	7.0hp	2	0.6	BR6S	3522	
3 MM 25	3.0kW	2	0.6	B6S	3510	Q302
3.5 MBFM 45 / 3.5 MBFM 65 / 3.5 MBM 25 / 3.5 MBM 65		2	0.6	BMR6A	7421	Q307
3.5 MFM 45 / 3.5 MFM 65 / 3.5 MM 25 / 3.5 MM 65 / 3 MMV 55		2	0.6	BR6S	3522	
4 CM 21	4.0kW	2	0.7	B-6L	3212	
4 A 23		2	0.6	B6S	3510	Q302
5 CMK 21	5.0kW	2	0.7	B-6L	3212	
5 MM 25 / 5 MM 65		2	0.7	B-6L	3212	
5 MBM 25 / 5 MBM 65		2	0.6	BMR6A	7421	Q307
5 MFM45		2	0.6	BR6S	3522	
7.5 A 23		2	0.6	B6S	3510	Q302
25 R 81	25.0kW	2	0.6	B6S	3510	Q302
75 R 81		2	0.6	AB-6	2910	
CH 1000	4-Stroke, 999ccm, 2-cyl., OHV	2	0.8	BKR6ES	3783	
CH 11	4-Stroke, 398ccm, 1-cyl., 11.0hp, OHV	2	1.0	BKR5ES	2460	
CH 12.5	4-Stroke, 398ccm, 1-cyl., 12.5hp, OHV	2	1.0	BKR5ES	2460	
CH 13	4-Stroke, 398ccm, 1-cyl., 13.0hp, OHV	2	1.0	BKR5ES	2460	
CH 14	4-Stroke, 398ccm, 1-cyl., 14.0hp, OHV	2	1.0	BKR5ES	2460	
CH 15	4-Stroke, 426ccm, 1-cyl., 15.0hp, OHV	2	1.0	BKR5ES	2460	
CH 16	4-Stroke, 426ccm, 1-cyl., 16.0hp, OHV	2	0.7	BKR5ES	2460	
CH 18	4-Stroke, 624ccm, 2-cyl., 13.6kW, OHV	2	0.7	BKR5ES	2460	
CH 20	4-Stroke, 624ccm, 2-cyl., OHV	2	0.7	BKR5ES	2460	

*Stress-Level: 1: Light use; 2: Normal Use; 3: Heavy Duty



Stress-
Level *

Stock No.

Quick No.

KOHLER

CH 22	4-Stroke, 624ccm, 2-cyl., OHV	2	0.7	BCPR5ES	6130	
CH 22 Command	4-Stroke, 624ccm, 2-cyl., OHV	2	0.7	BKR5E	7938	
CH 23	4-Stroke, 674ccm, 2-cyl., OHV	2	0.7	BKR5ES	2460	
CH 25	4-Stroke, 725ccm, 2-cyl., OHV	2	0.7	BCPR5ES	6130	
CH 25 Command	4-Stroke, 725ccm, 2-cyl., OHV	2	0.7	BKR5E	7938	
CH 26	4-Stroke, 725ccm, 2-cyl., OHV	2	0.7	BKR5ES	2460	
CH 260	4-Stroke, 208ccm, 1-cyl., 6.0hp, OHV	2	0.8	BKR5ES	2460	
CH 270	4-Stroke, 208ccm, 1-cyl., 6.0hp, OHV	2	0.7	BKR5ES	2460	
CH 27 Command	2-cyl., OHV	2	0.7	BKR5E	7938	
CH 395	4-Stroke, 208ccm, 1-cyl., 8.5hp, OHV	2	0.7	BKR5ES	2460	
CH 410 / CH 430		2	1.0	BKR5ES	2460	
CH 440	4-Stroke, 429ccm, 1-cyl., 12.1hp, OHV	2	0.7	BKR5ES	2460	
CH 450		2	1.0	BKR5ES	2460	
CH 5	4-Stroke, 180ccm, 1-cyl., 5.0hp, OHV	2	0.7	BCPR5ES	6130	
CH 5 Command	4-Stroke, 180ccm, 1-cyl., 5.0hp, OHV	2	1.1	BKR5E-11	6953	
CH 6	4-Stroke, 180ccm, 1-cyl., 6.0hp, OHV	2	1.0	BKR5ES	2460	
CH 620	4-Stroke, 624ccm, 2-cyl., 13.6kW, OHV	2	0.7	BKR5ES	2460	
CH 621	4-Stroke, 624ccm, 2-cyl., 19.0hp, OHV	2	0.8	BKR5ES	2460	
CH 640	4-Stroke, 624ccm, 2-cyl., OHV	2	0.7	BKR5ES	2460	
CH 641	4-Stroke, 2-cyl., OHV	2	0.8	BKR5ES	2460	
CH 680	4-Stroke, 674ccm, 2-cyl., OHV	2	0.7	BKR5ES	2460	
CH 682	4-Stroke, 694ccm, 2-cyl., OHV	2	0.8	BKR5ES	2460	
CH 730	4-Stroke, 725ccm, 2-cyl., OHV	2	0.7	BKR5ES	2460	
CH 730 LP	4-Stroke, 725ccm, 2-cyl., OHV	2	0.8	BKR5ES	2460	
CH 732	4-Stroke, 747ccm, 2-cyl., OHV	2	0.8	BKR5ES	2460	
CH 735 / CH 740	4-Stroke, 725ccm, 2-cyl., OHV	2	0.7	BKR5ES	2460	
CH 740 LP / CH 740 NG	4-Stroke, 725ccm, 2-cyl., OHV	2	0.8	BKR5ES	2460	
CH 742	4-Stroke, 747ccm, 2-cyl., OHV	2	0.8	BKR5ES	2460	
CH 745 / CH 750	4-Stroke, 725ccm, 2-cyl., OHV	2	0.7	BKR5ES	2460	
CH 752	4-Stroke, 747ccm, 2-cyl., OHV	2	0.8	BKR5ES	2460	
CH 940 / CH 960 / CH 980	4-Stroke, 999ccm, 2-cyl., OHV	2	0.8	BKR5ES	2460	
CS 10 Command Pro CS	4-Stroke, 301ccm, 1-cyl., 10.0hp, OHV	2	0.7	BPR4ES	7222	
CS 12.75	4-Stroke, 357ccm, 1-cyl., 12.8hp, OHV	2	0.7	BPR4ES	7222	
CS 12 Command Pro CS	4-Stroke, 357ccm, 1-cyl., 12.0hp, OHV	2	0.7	BPR4ES	7222	

*Stress-Level: 1: Light use; 2: Normal Use; 3: Heavy Duty



Stress-
Level *

Stock No.

Quick No.

KOHLER

CS 13 Command Pro CS / CS 13 Hydri Command Pro	4-Stroke, 1-cyl., OHV	2	0.7	BPR4ES	7222	
CS 4 Command Pro CS	4-Stroke, 123ccm, 1-cyl., 4.0hp, OHV	2	0.7	BPR4ES	7222	
CS 6 Command Pro CS	4-Stroke, 171ccm, 1-cyl., 6.0hp, OHV	2	0.7	BPR4ES	7222	
CS 8.5	4-Stroke, 301ccm, 1-cyl., 8.5hp, OHV	2	0.7	BPR4ES	7222	
CS 8 Command Pro CS	4-Stroke, 251ccm, 1-cyl., OHV	2	0.7	BPR4ES	7222	
CV 1000	4-Stroke, 999ccm, 2-cyl., OHV	2	0.8	BKR5ES	2460	
CV 11	4-Stroke, 398ccm, 1-cyl., 11.0hp, OHV	2	1.0	BKR5ES	2460	
CV 12.5	4-Stroke, 398ccm, 1-cyl., 12.5hp, OHV	2	1.0	BKR5ES	2460	
CV 13	4-Stroke, 398ccm, 1-cyl., 13.0hp, OHV	2	1.0	BKR5ES	2460	
CV 14	4-Stroke, 398ccm, 1-cyl., 14.0hp, OHV	2	1.0	BKR5ES	2460	
CV 15	4-Stroke, 426ccm, 1-cyl., 15.0hp, OHV	2	1.0	BKR5ES	2460	
CV 16	4-Stroke, 426ccm, 1-cyl., 16.0hp, OHV	2	0.7	BKR5ES	2460	
CV 17	4-Stroke, 561ccm, 2-cyl., OHV	2	0.7	BKR5ES	2460	
CV 18	4-Stroke, 624ccm, 2-cyl., 13.6kW, OHV	2	0.7	BKR5ES	2460	
CV 20 / CV 22	4-Stroke, 624ccm, 2-cyl., OHV	2	0.7	BKR5ES	2460	
CV 23	4-Stroke, 674ccm, 2-cyl., OHV	2	0.7	BKR5ES	2460	
CV 25 Command	4-Stroke, 725ccm, 2-cyl., OHV	2	0.7	BKR5E	7938	
CV 26	4-Stroke, 2-cyl., OHV	2	0.7	BKR5ES	2460	
CV 460	4-Stroke, 460ccm, 2-cyl., 16.0hp, OHV	2	1.0	BKR5ES	2460	
CV 465	4-Stroke, 460ccm, 2-cyl., 16.5hp, OHV	2	1.0	BKR5ES	2460	
CV 490	4-Stroke, 490ccm, 2-cyl., 17.0hp, OHV	2	1.0	BKR5ES	2460	
CV 491 / CV 492 / CV 493	4-Stroke, 490ccm, 2-cyl., 18.0hp, OHV	2	1.0	BKR5ES	2460	
CV 495	4-Stroke, 490ccm, 2-cyl., 18.0hp, OHV	2	0.7	BKR4E	4421	
CV 620	4-Stroke, 624ccm, 2-cyl., 13.6kW, OHV	2	0.7	BKR5ES	2460	
CV 640	4-Stroke, 624ccm, 2-cyl., OHV	2	0.7	BKR5ES	2460	
CV 675 / CV 680	4-Stroke, 674ccm, 2-cyl., OHV	2	0.7	BKR5ES	2460	
CV 730 / CV 735 / CV 740 / CV 745 / CV 750	4-Stroke, 725ccm, 2-cyl., OHV	2	0.7	BKR5ES	2460	
CV 940 / CV 960 / CV 980	4-Stroke, 999ccm, 2-cyl., OHV	2	0.8	BKR5ES	2460	
ECH 630 / ECH 650 / ECH 680	4-Stroke, 694ccm, 2-cyl., OHV	2	0.7	BKR5ES	2460	
ECH 730 / ECH 740 / ECH 749	4-Stroke, 747ccm, 2-cyl., OHV	2	0.7	BKR5ES	2460	
ECH 940 / ECH 980	4-Stroke, 999ccm, 2-cyl., OHV	2	0.8	BKR6ES	3783	
ECV 630 / ECV 650 / ECV 680	4-Stroke, 694ccm, 2-cyl., OHV	2	0.7	BKR5ES	2460	
ECV 730 / ECV 740 / ECV 749	4-Stroke, 747ccm, 2-cyl., OHV	2	0.7	BKR5ES	2460	

*Stress-Level: 1: Light use; 2: Normal Use; 3: Heavy Duty



Stress-
Level*

Stock No.

Quick No.

KOHLER

ECV 850 / ECV 860 / ECV 870 / ECV 880	4-Stroke, 824ccm, 2-cyl., OHV	2	0.8	DCPR7E	3932	
ECV 940 / ECV 980	4-Stroke, 999ccm, 2-cyl., OHV	2	0.9	BKR6ES	3783	
EZT 715 / EZT 725	4-Stroke, 725ccm, 2-cyl., OHV	2	0.8	BKR5ES	2460	
EZT 740 / EZT 750	4-Stroke, 747ccm, 2-cyl., OHV	2	0.8	BKR5ES	2460	
FC	5.0kW, (Ø 18 mm)	2	0.6	AB-6	2910	
FCH 749 / FCV 740 / FCV 749	4-Stroke, 747ccm, 2-cyl., OHV	2	0.8	BKR5ES	2460	
GS 300	5.5hp	2	1.0	BPR4HS-10	5024	
Honda 3.5CFZ, 4CZ, 5CFZ, 6.5CZ 13 hp	13.0hp	2	0.6	BPR6HS	7022	Q214
K 101	4.0hp	2	0.6	B6S	3510	Q302
K 12	4.0hp	2	0.6	BR6S	3522	
K 160		2	0.6	B6S	3510	Q302
K 161	4-Stroke, 277ccm, 1-cyl., 7.0hp, OHV	2	0.6	B6S	3510	Q302
K 181	4-Stroke, 305ccm, 1-cyl., 8.0hp, OHV	2	0.6	B6S	3510	Q302
K 241	4-Stroke, 391ccm, 1-cyl., 10.0hp, OHV	2	0.7	B-6L	3212	
K 301	4-Stroke, 476ccm, 1-cyl., 12.0hp, OHV	2	0.9	B-6L	3212	
K 321	4-Stroke, 512ccm, 1-cyl., 14.0hp, OHV	2	0.6	B-6L	3212	
K 330 / K 331	12.5hp	2	0.6	B6S	3510	Q302
K 341	4-Stroke, 588ccm, 1-cyl., 16.0hp, OHV	2	0.6	B-6L	3212	
K 361	18.0hp	2	0.9	B-6L	3212	
K 482	4-Stroke, 782ccm, 2-cyl., 18.0hp, OHV	2	0.6	B-6L	3212	
K 532	4-Stroke, 880ccm, 2-cyl., 20.0hp, OHV	2	0.6	B-6L	3212	
K 582	4-Stroke, 946ccm, 2-cyl., 23.0hp, OHV	2	0.6	B-6L	3212	
K 662	4-Stroke, 1101ccm, 2-cyl., 24.0hp, OHV	2	0.6	BR6S	3522	
K 7	2.7hp	2	0.6	BR6S	3522	
K 90	4.0hp	2	0.6	B6S	3510	Q302
K 91	4-Stroke, 145ccm, 1-cyl., 4.0hp, OHV	2	0.6	B6S	3510	Q302
Kawa. 4EF, 5E, 6EF, 7.3E	13.0hp	2	0.6	BM4A	5628	
KL 25	25.0hp	2	0.6	BPR6ES	7822	
KT 17	4-Stroke, 691ccm, 2-cyl., 17.0hp, OHV	2	0.7	BPR4FS	1127	
KT 19	4-Stroke, 770ccm, 2-cyl., 19.0hp, OHV	2	0.7	BPR4FS	1127	
KT 20	4-Stroke, 2-cyl., 20.0hp, OHV	2	0.6	BPR4FS	1127	
KT 21	4-Stroke, 865ccm, 2-cyl., 31.0hp, OHV	2	0.6	BPR4FS	1127	
KT 610 / KT 620	4-Stroke, 660ccm, 2-cyl., OHV	2	0.8	BKR5ES	2460	
KT 715 / KT 725 / KT 730 / KT 735 / KT 740	4-Stroke, 725ccm, 2-cyl., OHV	2	0.8	BKR5ES	2460	
KT 745	4-Stroke, 747ccm, 2-cyl., OHV	2	0.8	BKR5ES	2460	
L 160 / L 161		2	0.6	B6S	3510	Q302
L 600 / L 654		2	0.6	BR6S	3522	

*Stress-Level: 1: Light use; 2: Normal Use; 3: Heavy Duty



Stress-
Level *

Stock No.

Quick No.

KOHLER

LH 630	4-Stroke, 624ccm, 2-cyl., 22.0hp, OHV, Liquid cooled	2	0.7	BKR5ES	2460	
LH 640	4-Stroke, 624ccm, 2-cyl., 24.0hp, OHV, Liquid cooled	2	0.7	BKR5ES	2460	
LH 685	4-Stroke, 674ccm, 2-cyl., 25.0hp, OHV, Liquid cooled	2	0.7	BKR5ES	2460	
LH 690	4-Stroke, 674ccm, 2-cyl., 26.0hp, OHV, Liquid cooled	2	0.7	BKR5ES	2460	
LH 755	4-Stroke, 748ccm, 2-cyl., 28.0hp, OHV, Liquid cooled	2	0.7	BKR5ES	2460	
LH 775	4-Stroke, 748ccm, 2-cyl., 31.0hp, OHV, Liquid cooled	2	0.7	BKR5ES	2460	
LV 560	4-Stroke, 561ccm, 2-cyl., 17.0hp, OHV	2	0.7	BKR5ES	2460	
LV 625	4-Stroke, 624ccm, 2-cyl., 20.0hp, OHV	2	0.7	BKR5ES	2460	
LV 675	4-Stroke, 674ccm, 2-cyl., 23.0hp, OHV	2	0.7	BKR5ES	2460	
LV 680	4-Stroke, 674ccm, 2-cyl., 24.0hp, OHV	2	0.7	BKR5ES	2460	
M 10 Magnum	4-Stroke, 391ccm, 1-cyl.	2	0.7	B-6L	3212	
M 12 Magnum	4-Stroke, 477ccm, 1-cyl., 12.0hp	2	0.7	B-6L	3212	
M 14 Magnum	4-Stroke, 512ccm, 1-cyl.	2	0.7	B-6L	3212	
M 16 Magnum	4-Stroke, 588ccm, 1-cyl., 16.0hp	2	0.7	B-6L	3212	
M 18 Magnum	4-Stroke, 691ccm, 2-cyl., 18.0hp, Horizontal Twin	2	0.7	BPR4FS	1127	
M 20 Magnum	4-Stroke, 770ccm, 2-cyl., 20.0hp, Horizontal Twin	2	0.7	BPR4FS	1127	
M 8 Magnum	4-Stroke, 305ccm, 1-cyl., 8.0hp	2	0.7	BMR6A	7421	Q307
MM 25		2	0.6	BR6S	3522	
MV 16 Magnum	4-Stroke, 691ccm, 2-cyl., 16.0hp	2	0.7	BPR4FS	1127	
MV 18 Magnum	4-Stroke, 691ccm, 2-cyl., 18.0hp	2	0.7	BPR4FS	1127	
MV 20 Magnum	4-Stroke, 770ccm, 2-cyl., 20.0hp	2	0.7	BPR4FS	1127	
PCH 680 / PCH 740 / PCV 680 / PCV 740	4-Stroke, 747ccm, 2-cyl., OHV	2	0.8	BKR5ES	2460	
PCV 850 / PCV 860	4-Stroke, 824ccm, 2-cyl., OHV	2	0.8	BKR5ES	2460	
RH 255	4-Stroke, 196ccm, 1-cyl., 5.5hp, OHV	2	0.8	BKR5ES	2460	
RH 265	4-Stroke, 196ccm, 1-cyl., 6.5hp, OHV	2	0.8	BKR5ES	2460	
SH 255	4-Stroke, 196ccm, 1-cyl., 5.5hp, OHV	2	0.8	BKR5ES	2460	
SH 265	4-Stroke, 196ccm, 1-cyl., 5.5hp, OHV		0.8	BKR5ES	2460	
SH 265	4-Stroke, 196ccm, 1-cyl., 6.5hp, OHV	2	0.7	BKR5ES	2460	
SV 470	4-Stroke, 597ccm, 1-cyl., OHV	2	0.7	BKR5ES	2460	
SV 471	4-Stroke, 597ccm, 1-cyl., OHV	2	0.8	BKR5ES	2460	
SV 480 / SV 530 / SV 540 / SV 590 / SV 600 / SV 610 / SV 620	4-Stroke, 597ccm, 1-cyl., OHV	2	0.7	BKR5ES	2460	

*Stress-Level: 1: Light use; 2: Normal Use; 3: Heavy Duty



Stress-
Level*

Stock No.

Quick No.

KOHLER

SV 710 / SV 715 / SV 720 / SV 725 / SV 730 / SV 735 / SV 740	4-Stroke, 725ccm, 2-cyl., OHV	2	0.7	BKR5ES	2460	
SV 810 / SV 820 / SV 830 / SV 840	4-Stroke, 725ccm, 2-cyl., OHV	2	0.8	BKR5ES	2460	
TH 14	4-Stroke, 2-cyl., OHC	2	1.1	BKR5E-11	6953	
TH 16	4-Stroke, 519ccm, 2-cyl., 16.0hp, OHC	2	1.1	BKR5E-11	6953	
TH 18	4-Stroke, 574ccm, 2-cyl., 18.0hp, OHC	2	1.1	BKR5E-11	6953	
TH 520	4-Stroke, 520ccm, 2-cyl., 16.0hp, OHC	2	0.7	BKR5ES	2460	
TH 575	4-Stroke, 574ccm, 2-cyl., 18.0hp, OHC	2	0.7	BKR5ES	2460	
TH 650	4-Stroke, 653ccm, 2-cyl., 20.0hp, OHC	2	0.7	BKR5ES	2460	
Waukesha 180 GLB / Waukesha 185 GLB / Waukesha 195 GL		2	0.6	AB-6	2910	
WH 208		2	0.8	BKR5ES	2460	
Wisconsin VH4D		2	0.6	AB-6	2910	
XT 149	4-Stroke, 1-cyl., OHV	2	0.8	DCPR6E	3481	
XT 149	4-Stroke, 1-cyl., OHV	2	0.8	DR7EB	5469	
XT 173	4-Stroke, 1-cyl., OHV	2	0.8	BKR5ES	2460	
XT-6 / XT-6.5 / XT-6.75 / XT 650 / XT 675	4-Stroke, 149ccm, 1-cyl., OHV	2	0.8	DR7EB	5469	
XT-7	4-Stroke, 173ccm, 1-cyl., OHV	2	0.7	BKR5ES	2460	
XT 775	4-Stroke, 173ccm, 1-cyl., OHV	2	0.8	BKR5ES	2460	
XT-8	4-Stroke, 173ccm, 1-cyl., OHV	2	0.7	BKR5ES	2460	
XT 800	4-Stroke, 173ccm, 1-cyl., OHV	2	0.8	BKR5ES	2460	
XTR-6	4-Stroke, 149ccm, 1-cyl., OHV	2	0.8	DR7EB	5469	
XTR-7	4-Stroke, 173ccm, 1-cyl., OHV	2	0.7	BKR5ES	2460	
ZT 710 / ZT 720	4-Stroke, 725ccm, 2-cyl., OHV	2	0.8	BKR5ES	2460	
ZT 730 / ZT 740	4-Stroke, 747ccm, 2-cyl., OHV	2	0.8	BKR5ES	2460	

KUBOTA

GH 120	4-Stroke, 121ccm, 1-cyl., 3.7hp, OHV	2	0.7	BP6HS	4511	
GH 150 V	4-Stroke, 146ccm, 1-cyl., 5.0hp, OHV	2	0.7	BR5ES	4722	
GH 170	4-Stroke, 146ccm, 1-cyl., 5.6hp, OHV	2	0.7	BP6HS	4511	
GH 250	4-Stroke, 1-cyl., 9.1hp, OHV	2	0.7	BP6HS	4511	
GH 340	4-Stroke, 340ccm, 1-cyl., 11.0hp, OHV	2	0.7	BP6ES	7811	
GH 400	4-Stroke, 400ccm, 1-cyl., OHV	2	1.0	BPR4HS-10	5024	
GH 400 V	4-Stroke, 400ccm, 1-cyl., 10.0hp, OHV	2	0.7	BPR4HS-10	5024	
GS 130	1-cyl., 2.3hp	2	0.7	BPR4HS-10	5024	
GS 160	1-cyl., 2.8hp	2	0.7	BP5ES	6511	
GS 200	1-cyl., 3.8hp	2	0.7	BP5ES	6511	
GS 300	1-cyl., 5.5hp	2	0.7	BPR4HS-10	5024	

*Stress-Level: 1: Light use; 2: Normal Use; 3: Heavy Duty



Stress-
Level *

Stock No.

Quick No.

LCT

LCT136	4-Stroke, 136ccm, 1-cyl., OHV	2	0.8	BPR6ES	7822	
LCT179	4-Stroke, 179ccm, 1-cyl., OHV	2	0.8	BPR6ES	7822	
LCT208	4-Stroke, 208ccm, 1-cyl., OHV	2	0.8	BPR6ES	7822	
LCT254	4-Stroke, 254ccm, 1-cyl., OHV	2	0.8	BPR6ES	7822	
LCT291	4-Stroke, 291ccm, 1-cyl., OHV	2	0.8	BPR6ES	7822	
LCT306	4-Stroke, 306ccm, 1-cyl., OHV	2	0.8	BPR6ES	7822	
LCT369	4-Stroke, 369ccm, 1-cyl., OHV	2	0.8	BPR6ES	7822	
LCT414	4-Stroke, 414ccm, 1-cyl., OHV	2	0.8	BPR6ES	7822	
LCT420	4-Stroke, 420ccm, 1-cyl., OHV	2	0.8	BPR6ES	7822	
LCT79	4-Stroke, 79ccm, 1-cyl., OHV	2	0.8	BPR6ES	7822	

LOMBARDINI

225 / 226		2	0.7	BPR4HS	7823	
LA 205	4-Stroke, 205ccm, 1-cyl., "L" head	2	0.5	B-4H	4110	
LA 250	4-Stroke, 252ccm, 1-cyl., "L" head	2	0.5	B-4H	4110	
LA 300	4-Stroke, 300ccm, 1-cyl., "L" head	2	0.5	B-4H	4110	
LA 400	4-Stroke, 402ccm, 1-cyl.	2	0.5	B-4H	4110	
LA 490	4-Stroke, 487ccm, 1-cyl.	2	0.5	B-4H	4110	
LA 510	4-Stroke, 510ccm, 1-cyl.	2	0.5	B-4H	4110	
LAL 250	4-Stroke, 252ccm, 1-cyl.	2	0.5	B-4H	4110	
LAP 205	4-Stroke, 205ccm, 1-cyl.	2	0.5	B-4H	4110	
LAP 250	4-Stroke, 252ccm, 1-cyl.	2	0.5	B-4H	4110	
LAP 300	4-Stroke, 300ccm, 1-cyl.	2	0.5	B-4H	4110	
LAP 400	4-Stroke, 402ccm, 1-cyl.	2	0.5	B-4H	4110	
LAP 490	4-Stroke, 487ccm, 1-cyl.	2	0.5	B-4H	4110	
LAV 250	4-Stroke, 252ccm, 1-cyl.	2	0.5	B-4H	4110	
LGA 184	4-Stroke, 1-cyl., "L" head	2	0.7	BPR4HS	7823	
LGA 280	4-Stroke, 275ccm, 1-cyl., "L" head	2	0.7	BCPR5ES	6130	
LGA 340	4-Stroke, 1-cyl., "L" head	2	0.7	BCPR5ES	6130	
LGW 523		2	0.8	BCPR5ES	6130	
LGW 523 MPi		2	0.9	BCPR5ES	6130	
LGW 627		2	0.8	BCPR5ES	6130	

LONCIN

G200F	4-Stroke, 196ccm, 1-cyl., 5.6hp, OHV	2	0.7	BPR7ES	2023	
G200FA / G200FDA	4-Stroke, 196ccm, 1-cyl., 5.6hp, OHV	2	0.8	BPR7ES	2023	
G210FA / G210FDA	4-Stroke, 212ccm, 1-cyl., 6.0hp, OHV	2	0.8	BPR7ES	2023	
G300FA / G300FDA	4-Stroke, 382ccm, 1-cyl., 9.4hp, OHV	2	0.8	BPR7ES	2023	
G340F		2	0.7	BPR7ES	2023	
G390F	4-Stroke, 389ccm, 1-cyl., 11.6hp, OHV	2	0.7	BPR7ES	2023	
G390FA / G390FDA	4-Stroke, 389ccm, 1-cyl., 11.6hp, OHV	2	0.8	BPR7ES	2023	

*Stress-Level: 1: Light use; 2: Normal Use; 3: Heavy Duty



Stress-
Level*

Stock No.

Quick No.

LONCIN

G420F	4-Stroke, 420ccm, 1-cyl., 12.5hp, OHV	2	0.7	BPR7ES	2023	
G420FA / G420FDA	4-Stroke, 420ccm, 1-cyl., 12.5hp, OHV	2	0.8	BPR7ES	2023	
LC152F	4-Stroke, 97ccm, 1-cyl., 1.2kW, "L" head	2	0.8	BP-4H	3311	
LC165F	4-Stroke, 183ccm, 1-cyl., 5.4hp, OHV	2	0.8	BPR7ES	2023	
LC165F-1 / LC165F-1H	4-Stroke, 166ccm, 1-cyl., 4.1hp, OHC	2	0.8	BPR7ES	2023	
LC165FDS	4-Stroke, 183ccm, 1-cyl., 4.4hp, OHV	2	0.8	BPR7ES	2023	
LC168F-2H	4-Stroke, 196ccm, 1-cyl., 5.6hp, OHV	2	0.8	BPR7ES	2023	
LC170F	4-Stroke, 212ccm, 1-cyl., 6.0hp, OHV	2	0.8	BPR7ES	2023	
LC170FDS	4-Stroke, 212ccm, 1-cyl., 4.9hp, OHV	2	0.8	BPR7ES	2023	
LC175F	4-Stroke, 265ccm, 1-cyl., 7.2hp, OHV	2	0.8	BPR7ES	2023	
LC175FDS	4-Stroke, 265ccm, 1-cyl., 6.1hp, OHV	2	0.8	BPR7ES	2023	
LC180F	4-Stroke, 302ccm, 1-cyl., 8.4hp, OHV	2	0.8	BPR7ES	2023	
LC180FDS	4-Stroke, 302ccm, 1-cyl., 7.5hp, OHV	2	0.8	BPR7ES	2023	
LC185F	4-Stroke, 375ccm, 1-cyl., 10.6hp, OHV	2	0.8	BPR7ES	2023	
LC185FDS	4-Stroke, 175ccm, 1-cyl., 9.5hp, OHV	2	0.8	BPR7ES	2023	
LC190F	4-Stroke, 420ccm, 1-cyl., 12.2hp, OHV	2	0.8	BPR7ES	2023	
LC190FDS	4-Stroke, 420ccm, 1-cyl., 10.6hp, OHV	2	0.8	BPR7ES	2023	
LC1P61FA	4-Stroke, 140ccm, 1-cyl., 3.7hp, OHV	2	0.8	BPR7ES	2023	
LC1P65FA	4-Stroke, 159ccm, 1-cyl., 4.1hp, OHV	2	0.8	BPR7ES	2023	
LC1P68FA	4-Stroke, 185ccm, 1-cyl., 4.6hp, OHV	2	0.8	BPR7ES	2023	
LC1P70F	4-Stroke, 173ccm, 1-cyl., 4.5hp, OHV	2	0.8	BPR7ES	2023	
LC1P70FA	4-Stroke, 196ccm, 1-cyl., 4.9hp, OHV	2	0.8	BPR7ES	2023	
LC1P88F-1 / LC1P90F-1 / LC1P92F-1	1-cyl.	2	0.8	BKR5ES	2460	

MAG

1014	4-Stroke, 1-cyl., 3.5hp, "L" head	2	0.5	B-4H	4110	
1017	4-Stroke, 1-cyl., 4.0hp	2	0.5	B-4H	4110	
1021 SRL	4-Stroke, 1-cyl., 5.0hp, "L" head	2	0.5	B-4H	4110	
1023	4-Stroke, 42ccm, 1-cyl., 6.0hp	2	0.5	B-4H	4110	
1026	4-Stroke, 258ccm, 1-cyl., 6.2hp	2	0.5	B-4H	4110	
1045 SRL	4-Stroke, 450ccm, 1-cyl., 10.5hp	2	0.5	B-4H	4110	
2055 SRL	4-Stroke, 550ccm, 2-cyl., 10.0hp	2	0.6	B7HS	5110	Q204
2076 SRL	4-Stroke, 764ccm, 2-cyl., 15.0hp	2	0.5	B-4H	4110	

MITSUBISHI

EH 63 D / EH 65 D		2	0.7	BPR6ES	7822	
--------------------------	--	---	-----	---------------	-------------	--

*Stress-Level: 1: Light use; 2: Normal Use; 3: Heavy Duty



Stress-
Level *

Stock No.

Quick No.

MITSUBISHI

G 1050		2	0.8	BM6A	5921	
G 270		2	0.6	BMR6A	7421	Q307
G 271		2	0.8	BM6A	5921	
G 350		2	0.6	BP6HS	4511	
G 351		2	0.8	BM6A	5921	
G 3L		2	0.6	B6S	3510	Q302
G 400		2	0.7	BM6A	5921	
G 4L		2	0.6	B6S	3510	Q302
G 4L-A		2	0.6	B-4	3210	
G 510		2	0.6	BP4HS	3611	
G 511		2	0.8	BM6A	5921	
G 5L / G 6L		2	0.6	B6S	3510	Q302
G 6L-A		2	0.6	B-4	3210	
G 710		2	0.6	BR6S	3522	
G 711		2	0.8	BM6A	5921	
G 7L		2	0.6	B6S	3510	Q302
G 7L-4		2	0.6	B-4	3210	
G 8L		2	0.6	B6S	3510	Q302
G 910 / GM 130 / GM 131		2	0.8	BP5ES	6511	
GM 131 P		2	0.9	BPR5ES	7422	
GM 132		2	0.6	BP6HS	4511	
GM 132 PN		2	0.7	BPR6HS	7022	Q214
GM 150 PV / GM 150 V / GM 180 / GM 181		2	0.8	BP5ES	6511	
GM 181 P		2	0.9	BPR5ES	7422	
GM 182		2	0.6	BP6HS	4511	
GM 182 PN		2	0.7	BPR6HS	7022	Q214
GM 220 / GM 221 / GM 231 / GM 290 / GM 291		2	0.8	BP5ES	6511	
GM 291 PN		2	0.7	BPR5ES	7422	
GM 301		2	0.8	BP5ES	6511	
GM 301 PN		2	0.7	BPR5ES	7422	
GM 391		2	0.8	BP5ES	6511	
GM 401		2	0.8	BPR5ES	7422	
GM 401 PN		2	0.7	BPR5ES	7422	
GM 82		2	0.6	BP6HS	4511	
GM 82 PN		2	0.7	BPR6HS	7022	Q214
GM 90 / GM 91		2	0.8	BP5ES	6511	
T 110 / T 130 / T 140 / T 170 / T 200 / T 340 / T 350		2	0.8	BM6A	5921	
T 400		2	0.6	BPM4A	5928	
T 400 PV		2	0.7	BPM7A	7321	
T 430		2	0.6	BP-4	2911	
T 50 / T 80		2	0.8	BM6A	5921	
TL 20 / TL 23		2	0.6	BM6A	5921	
TL 26 / TL 33 / TL 43 / TL 52		2	0.6	BMR6A	7421	Q307
TM 18 / TM 21 / TM 24 / TM 33		2	0.8	BM6A	5921	

PERKINS

G4-203	4-Stroke, 3327ccm, 4-cyl., 57.0hp, 1979→	2	0.6	B6ES	7310	
G4-236	4-Stroke, 3867ccm, 4-cyl., 60.0hp, 1978→	2	0.6	BP6ES	7811	

POWER PRODUCTS

AH 36 Type 70		2	0.8	BM6A	5921	
AH 44		2	0.9	BM6A	5921	

*Stress-Level: 1: Light use; 2: Normal Use; 3: Heavy Duty



Stress-
Level *

Stock No.

Quick No.

POWER PRODUCTS

AH 47		2	0.8	B6S	3510	Q302
AH 48 / AH 49		2	0.9	BM6A	5921	
AH 52 / AH 58 / AH 81		2	0.8	B6S	3510	Q302
AV51		2	0.9	B6S	3510	Q302

ROTAX

95		2	0.6	B6HS	4510	Q203
150		2	0.6	AB-6	2910	
182 / 232		2	0.6	B6HS	4510	Q203
299 / 500		2	0.6	AB-6	2910	
635		2	0.6	AB-7	3010	
903	900ccm, 3-cyl., 66.0kW, 2015→	2	0.8	MR8BI-8	91360	

SOLO

272	2-Stroke, 98ccm, 1-cyl., 4.0hp, Combi Engine	2	0.6	B6HS	4510	Q203
-----	--	---	-----	------	------	------

TANAKA

ECU 3801		2	0.6	BPM7A	7321	
PF 2500	2-Stroke, 25ccm, 1-cyl.	2	0.7	BPMR7A	6703	
PF 2600	2-Stroke, 26ccm, 1-cyl.	2	0.6	BPMR7A	6703	
PF 3000	2-Stroke, 30ccm, 1-cyl.	2	0.7	BPMR7A	6703	
PF 3300	2-Stroke, 33ccm, 1-cyl.	2	0.7	BPMR7A	6703	
PF 4000 / PF 4010 / PF 4210	2-Stroke, 40ccm, 1-cyl.	2	0.6	BPM6A	7021	
PM 2100		2	0.6	BPM6A	7021	
TBH 2500		2	0.6	BM7A	6521	
TC 2300	2-Stroke, 21ccm, 1-cyl.	2	0.7	BPMR6A	6726	
TC 355	2-Stroke, 35ccm, 1-cyl.	2	0.6	BMR7A	4226	
TC 4700	2-Stroke, 47ccm, 1-cyl.	2	0.7	BPMR6A	6726	
TC 47 R	2-Stroke, 47ccm, 1-cyl., 2.8hp	2	0.7	BPMR6A	6726	

TECUMSEH

H 25	4-Stroke, 127ccm, 1-cyl., 2.5hp, "L" head	2	0.7	B6S	3510	Q302
H 30	4-Stroke, 149ccm, 1-cyl., 3.0hp, "L" head, 1983→	2	0.7	B6S	3510	Q302
H 30	4-Stroke, 127ccm, 1-cyl., 3.0hp, "L" head, →1982	2	0.7	B6S	3510	Q302
H 35	4-Stroke, 156ccm, 1-cyl., 3.5hp, "L" head	2	0.7	B6S	3510	Q302
H 50	4-Stroke, 200ccm, 1-cyl., 5.0hp, "L" head	2	0.7	B6S	3510	Q302
H 60	4-Stroke, 222ccm, 1-cyl., 6.0hp, "L" head	2	0.7	B6S	3510	Q302
H 70	4-Stroke, 306ccm, 1-cyl., 7.0hp, "L" head	2	0.7	B6S	3510	Q302
H 840	4.0hp	2	0.7	B6S	3510	Q302
HB Series		2	0.7	BR2-LM	5798	Q310
HH 100	4-Stroke, 284ccm, 1-cyl., 10.0hp	2	0.7	B6S	3510	Q302
HH 120	4-Stroke, 453ccm, 1-cyl., 12.0hp	2	0.7	B2-LM	1147	
HH 130	13.0hp	2	0.7	B6HS	4510	Q203
HH 140	14.0hp	2	0.7	B6HS	4510	Q203
HH 150	15.0hp	2	0.7	B6HS	4510	Q203
HH 160	16.0hp	2	0.7	B6HS	4510	Q203
HH 180	18.0hp	2	0.7	B7ES	1111	

*Stress-Level: 1: Light use; 2: Normal Use; 3: Heavy Duty



Stress-
Level *

Stock No.

Quick No.

TECUMSEH

HH 50	4-Stroke, 200ccm, 1-cyl., 5.0hp, "L" head	2	0.7	B6S	3510	Q302
HHM 80	4-Stroke, 318ccm, 1-cyl., 8.0hp, "L" head	2	0.7	B6S	3510	Q302
HM 100	4-Stroke, 333ccm, 1-cyl., "L" head	2	0.6	BR4-LM	4133	
HM 70	4-Stroke, 281ccm, 1-cyl., 7.0hp, "L" head	2	0.7	B6S	3510	Q302
HM 80	4-Stroke, 318ccm, 1-cyl., 8.0hp, "L" head	2	0.7	B6S	3510	Q302
HMSK 100	4-Stroke, 358ccm, 1-cyl., "L" head	2	0.7	BR2-LM	5798	Q310
HMSK 110	4-Stroke, 358ccm, 1-cyl., "L" head		0.7	B2-LM	1147	
HMSK 110	4-Stroke, 358ccm, 1-cyl., "L" head	2	0.7	BR2-LM	5798	Q310
HMSK 70 / HMSK 80		2	0.7	BR2-LM	5798	Q310
HMSK 90	4-Stroke, 318ccm, 1-cyl., "L" head	2	0.7	BR2-LM	5798	Q310
HMXL 80	8.0hp, 1995→	2	0.6	BR2-LM	5798	Q310
HR 70	7.0hp	2	0.7	B6S	3510	Q302
HS 40	4-Stroke, 172ccm, 1-cyl., "L" head	2	0.6	BR4-LM	4133	
HS 50	4-Stroke, 197ccm, 1-cyl., "L" head	2	0.6	BR4-LM	4133	
HSK 30 / HSK 40 / HSK 50		2	0.7	BR2-LM	5798	Q310
HSK 60	4-Stroke, 222ccm, 1-cyl., "L" head	2	0.7	BR2-LM	5798	Q310
HSK 600		2	0.7	BPMR6A	6726	
HSK 70	4-Stroke, 247ccm, 1-cyl., "L" head	2	0.7	BR2-LM	5798	Q310
HSK 850	2-Stroke, 139ccm, 1-cyl.	2	0.7	BPMR6A	6726	
HXL 35	3.5hp	2	0.7	B6S	3510	Q302
LAV 30	4-Stroke, 127ccm, 1-cyl., 3.0hp, "L" head	2	0.7	B6S	3510	Q302
LAV 35	4-Stroke, 1-cyl., 3.5hp, "L" head	2	0.7	B6S	3510	Q302
LAV 40	4-Stroke, 181ccm, 1-cyl., 4.0hp, "L" head	2	0.7	B6S	3510	Q302
LAV 50	4-Stroke, 197ccm, 1-cyl., 5.0hp, "L" head	2	0.7	B6S	3510	Q302
LEV 100	4-Stroke, 164ccm, 1-cyl., "L" head	2	0.7	BR2-LM	5798	Q310
LEV 115	4-Stroke, 186ccm, 1-cyl., "L" head	2	0.7	BR2-LM	5798	Q310
LEV 120	4-Stroke, 195ccm, 1-cyl., "L" head	2	0.7	BR2-LM	5798	Q310
MV 100		2	0.6	BR4-LM	4133	
MV 100 S	3.5hp, 1995→	2	0.6	BR2-LM	5798	Q310
OH 120	4-Stroke, 346ccm, 1-cyl., 12.0hp, OHV	2	0.7	B6HS	4510	Q203
OH 140	4-Stroke, 388ccm, 1-cyl., 14.0hp, OHV	2	0.7	B6HS	4510	Q203
OH 150	4-Stroke, 453ccm, 1-cyl., 15.0hp, OHV	2	0.7	B6HS	4510	Q203
OH 160	4-Stroke, 453ccm, 1-cyl., 16.0hp, OHV	2	0.7	B6HS	4510	Q203
OH 180	4-Stroke, 492ccm, 1-cyl., 18.0hp, OHV	2	0.7	B7ES	1111	
OHH 45		2	0.7	BR7ES	5122	
OHH 50	4-Stroke, 172ccm, 1-cyl., OHV	2	0.7	BR7ES	5122	

*Stress-Level: 1: Light use; 2: Normal Use; 3: Heavy Duty



Stress-
Level*

Stock No.

Quick No.

TECUMSEH

OHH 55 / OHH 60 / OHH 65	4-Stroke, 195ccm, 1-cyl., OHV	2	0.7	BR7ES	5122	
OHSK 120	4-Stroke, 358ccm, 1-cyl., "L" head	2	0.7	BR7ES	5122	
OHSK 125		2	0.7	BR7ES	5122	
OHSK 50	4-Stroke, 172ccm, 1-cyl., OHV	2	0.7	BR7ES	5122	
OHSK 55 / OHSK 60 / OHSK 65 / OHSK 70	4-Stroke, 195ccm, 1-cyl., OHV	2	0.7	BR7ES	5122	
OHSK 80 / OHSK 90	4-Stroke, 318ccm, 1-cyl., OHV	2	0.7	BR7ES	5122	
OVM		2	0.6	B6HS	4510	Q203
OVM 120	4-Stroke, 358ccm, 1-cyl., 12.0hp, "L" head	2	0.7	B6HS	4510	Q203
OVRM 105	4-Stroke, 172ccm, 1-cyl., OHV	2	0.7	BR7ES	5122	
OVRM 40	4-Stroke, 149ccm, 1-cyl., OHV	2	0.6	BR7ES	5122	
OVRM 50	4-Stroke, 172ccm, 1-cyl., OHV	2	0.6	BR7ES	5122	
OVRM 55 / OVRM 65	4-Stroke, 172ccm, 1-cyl., OHV	2	0.7	BR7ES	5122	
OVXL 120	4-Stroke, 358ccm, 1-cyl., "L" head	2	0.6	B6HS	4510	Q203
OVXL-C 125		2	0.6	B6HS	4510	Q203
TC 200	2-Stroke, 33ccm, 1-cyl., 1.4hp	2	0.7	BPM6A	7021	
TC 300	2-Stroke, 39ccm, 1-cyl., 1.8hp	2	0.7	BPM7A	7321	
TNT 100	4-Stroke, 164ccm, 1-cyl., "L" head	2	0.6	BR4-LM	4133	
TNT 120	4-Stroke, 197ccm, 1-cyl., 12.0hp, "L" head	2	0.7	B2-LM	1147	
TV 975	3.0hp	2	0.7	B2-LM	1147	
TV 990	3.5hp	2	0.7	B4-LM	3410	
TVM 125	4-Stroke, 200ccm, 1-cyl., 5.0hp, "L" head	2	0.7	B6S	3510	Q302
TVM 140	4-Stroke, 222ccm, 1-cyl., 6.0hp, "L" head	2	0.7	B6S	3510	Q302
TVM 170	4-Stroke, 281ccm, 1-cyl., 7.0hp, "L" head	2	0.7	B6S	3510	Q302
TVM 195	4-Stroke, 318ccm, 1-cyl., 8.0hp, "L" head	2	0.7	B6S	3510	Q302
TVM 220	4-Stroke, 358ccm, 1-cyl., 10.0hp, "L" head	2	0.7	B6S	3510	Q302
TVS 100	4-Stroke, 164ccm, 1-cyl., 3.9hp, "L" head	2	0.7	B2-LM	1147	
TVS 105	4-Stroke, 186ccm, 1-cyl., 4.0hp, "L" head	2	0.7	B2-LM	1147	
TVS 115		2	0.6	BR4-LM	4133	
TVS 120	4-Stroke, 195ccm, 1-cyl., 5.0hp, "L" head	2	0.7	B2-LM	1147	
TVS 520	2.8hp	2	0.7	B4-LM	3410	
TVS 600	3.3hp	2	0.7	B4-LM	3410	
TVS 75	4-Stroke, 127ccm, 1-cyl., "L" head	2	0.6	BR4-LM	4133	
TVS 840	2-Stroke, 139ccm, 1-cyl., 4.0hp	2	0.7	BPM6A	7021	
TVS 90	4-Stroke, 149ccm, 1-cyl., "L" head	2	0.6	BR4-LM	4133	
TVX 105	4.0hp	2	0.7	B2-LM	1147	
TVXL		2	0.6	BR4-LM	4133	

*Stress-Level: 1: Light use; 2: Normal Use; 3: Heavy Duty



Stress-
Level *

Stock No.

Quick No.

TECUMSEH

TVXL 105	4-Stroke, 172ccm, 1-cyl., "L" head	2	0.7	BR2-LM	5798	Q310
TVXL 115	4-Stroke, 186ccm, 1-cyl., "L" head	2	0.7	BR2-LM	5798	Q310
TVXL 195	4-Stroke, 318ccm, 1-cyl., 8.0hp, "L" head, 1995→	2	0.6	BR2-LM	5798	Q310
TVXL 840	2-Stroke, 139ccm, 1-cyl., 5.0hp, 1995→	2	0.6	BR2-LM	5798	Q310
V 50	4-Stroke, 200ccm, 1-cyl., 5.0hp, "L" head	2	0.7	B6S	3510	Q302
V 60	4-Stroke, 222ccm, 1-cyl., 6.0hp, "L" head	2	0.7	B6S	3510	Q302
V 70	4-Stroke, 247ccm, 1-cyl., 7.0hp, "L" head	2	0.7	B6S	3510	Q302
V 80	4-Stroke, 318ccm, 1-cyl., 8.0hp, "L" head	2	0.7	B6S	3510	Q302
VH 100	10.0hp	2	0.7	B6S	3510	Q302
VH 40	4-Stroke, 181ccm, 1-cyl., "L" head	2	0.7	B6S	3510	Q302
VH 50	4-Stroke, 200ccm, 1-cyl., 5.0hp, "L" head	2	0.7	B6S	3510	Q302
VH 60	4-Stroke, 222ccm, 1-cyl., 6.0hp, "L" head	2	0.7	B6S	3510	Q302
VH 70	4-Stroke, 247ccm, 1-cyl., 7.0hp, "L" head	2	0.7	B6S	3510	Q302
VLV 55	4-Stroke, 207ccm, 1-cyl., 5.0hp, Vector Lightweight Vertical	2	0.7	BR2-LM	5798	Q310
VLV 65 / VLV 66	4-Stroke, 207ccm, 1-cyl., Vector Lightweight Vertical	2	0.7	BR2-LM	5798	Q310
VM 100	4-Stroke, 358ccm, 1-cyl., 10.0hp, "L" head	2	0.7	B6S	3510	Q302
VM 70	4-Stroke, 247ccm, 1-cyl., 7.0hp, "L" head	2	0.7	B6S	3510	Q302
VM 80	4-Stroke, 318ccm, 1-cyl., 8.0hp, "L" head	2	0.7	B6S	3510	Q302

TOHATSU

L2500 / L2500BA-G		2	0.6	B7HS	5110	Q204
L2500BM-G		2	1.0	BP7HS-10	7829	
L2500S / L2800AA-G		2	0.6	B7HS	5110	Q204
L3000AA-G / L3000AM-G		2	1.0	BP7HS-10	7829	

VIKING

EVO 200		2	0.8	BPR7ES	2023	
---------	--	---	-----	--------	------	--

WAUKESHA

6BZ / 6GAK / 6GAL / 6MZA / 6MZR / 6SRKR / 6SRLR / 6WAK / 6WAL		2	0.6	B6S	3510	Q302
135G / 135GK / 135GKB / 135GZ / 135GZB / 140G / 140GK / 140GKB / 140GZ / 140GZB / 145G / 145GK / 145GKB / 145GZ / 145GZB		2	0.6	B-6L	3212	
F265GA / F283G		2	0.6	BP5ES	6511	
F544G / F817G / FC / H540 / H570 / H844 / H884 / H884G / ICK		2	0.6	B6S	3510	Q302
VRG220 / VRG230 / VRG265 / VRG283 / VRG310		2	0.6	BP5ES	6511	

WISCONSIN

03 / 04 / AC4		2	0.6	B6S	3510	Q302
AC4S		2	0.6	B-6L	3212	
EY13		2	0.6	BP-4H	3311	
EY14W		2	0.6	B6HS	4510	Q203

*Stress-Level: 1: Light use; 2: Normal Use; 3: Heavy Duty





Stress-Level*



Stock No.

Quick No.

WISCONSIN

EY18		2	0.6	BP-4H	3311	
EY18-3W / EY18W		2	0.6	B6HS	4510	Q203
EY21W		2	0.6	B6S	3510	Q302
EY25		2	0.6	BP-4H	3311	
EY25W / EY27W		2	0.6	B6HS	4510	Q203
EY33 / EY44		2	0.6	BP-4H	3311	
EY44W		2	0.6	B6HS	4510	Q203
V460D / V461D / V465d	Unshielded	2	0.7	BP5ES	6511	

YAMAHA

MF 150 A / MF 150 S / MF 180 A		2	0.6	BP6HS	4511	
MF 180 AK		2	0.6	BP4HS	3611	
MF 180 AR		2	0.6	BP6HS	4511	
MF 180 K		2	0.6	BP4HS	3611	
MF 180 S		2	0.6	BP6HS	4511	
MF 180 SK		2	0.6	BP4HS	3611	
MF 180 SR / MF 260 A		2	0.6	BP6HS	4511	
MF 260 AK		2	0.6	BP4HS	3611	
MF 260 AR		2	0.6	BP6HS	4511	
MF 260 K		2	0.6	BP4HS	3611	
MF 260 S		2	0.6	BP6HS	4511	
MF 260 SK		2	0.6	BP4HS	3611	
MF 260 SR / MF 410 / MF 410 S		2	0.6	BP6HS	4511	
MF 410 SK		2	0.6	BP4HS	3611	
MF 410 SR / MFS 260		2	0.6	BP6HS	4511	
MFS 260 K		2	0.6	BP4HS	3611	
MT 110 A / MT 110 AR		2	0.6	B7HS	5110	Q204
MT 110 MB / MT 110 MB-R		2	0.6	B-4H	4110	
MT 110 VL		2	0.6	B7HS	5110	Q204
MZ 125	4-Stroke, 123ccm, 1-cyl., 2.9hp, OHV	2	0.7	BPR4ES	7222	
MZ 125 R		2	0.7	BPR4ES	7222	
YBC 20 D / YBC 20 S / YBC 30 D / YBC 40 D / YBC 50 D		2	0.6	BPMR6A	6726	

ZENOAH

G 1A / G 1A6	2-Stroke, 15ccm, 1-cyl.	2	0.6	BM6A	5921	
G 1E	2-Stroke, 17ccm, 1-cyl.	2	0.6	BMR6A	7421	Q307
G 230PUH / G 230PUM	2-Stroke, 1-cyl.	2	0.6	BMR7A	4226	
G 230RC	2-Stroke, 23ccm, 1-cyl., 2.7hp	2	0.7	CMR7H	3066	
G 231PUH	2-Stroke, 23ccm, 1-cyl., 2.1hp, Air cooled	2	0.7	CMR7H	3066	
G 231PUM	2-Stroke, 23ccm, 1-cyl., 2.8hp, Liquid cooled	2	0.7	CMR7H	3066	
G 23LH	2-Stroke, 23ccm, 1-cyl.	2	0.7	BPM7A	7321	
G 240RC	2-Stroke, 23ccm, 1-cyl., 2.5hp	2	0.7	CMR7H	3066	
G 260PU	2-Stroke, 25ccm, 1-cyl., 2.2hp, Air cooled	2	0.7	CMR7H	3066	
G 260PUH	2-Stroke, 25ccm, 1-cyl., 2.3hp, Air cooled	2	0.7	CMR7H	3066	
G 260PUM	2-Stroke, 25ccm, 1-cyl., 2.9hp, Liquid cooled	2	0.7	CMR7H	3066	
G 260RC	2-Stroke, 25ccm, 1-cyl., 2.5hp	2	0.7	CMR7H	3066	
G 270RC / G 290RC	2-Stroke, 23ccm, 1-cyl., 2.5hp	2	0.7	CMR7H	3066	

*Stress-Level: 1: Light use; 2: Normal Use; 3: Heavy Duty



Stress-
Level *

Stock No.

Quick No.

ZENOAH

G 2A	2-Stroke, 23ccm, 1-cyl.	2	0.6	BM6A	5921	
G 2A16 / G 2C / G 2D / G 2D30	2-Stroke, 23ccm, 1-cyl.	2	0.6	BM7A	6521	
G 2D70-D	2-Stroke, 1-cyl.	2	0.6	BMR7A	4226	
G 380PU	2-Stroke, 37ccm, 1-cyl.	2	0.5	BPMR7A	6703	
G 3C / G 3C76	2-Stroke, 32ccm, 1-cyl.	2	0.7	B6HS	4510	Q203
G 3D10 / G 3D20	2-Stroke, 32ccm, 1-cyl.	2	0.6	BPM6A	7021	
G 3E	2-Stroke, 25ccm, 1-cyl.	2	0.6	BMR6A	7421	Q307
G 450PU	2-Stroke, 45ccm, 1-cyl., 3.0hp	2	0.5	BPMR7A	6703	
G 4C / G 4C63 / G 4C76	2-Stroke, 37ccm, 1-cyl.	2	0.7	B6HS	4510	Q203
G 5C	2-Stroke, 53ccm, 1-cyl.	2	0.7	BR6S	3522	
G 5E / G 5E2	2-Stroke, 53ccm, 1-cyl.	2	0.7	B6HS	4510	Q203
G 620PU	2-Stroke, 62ccm, 1-cyl., 7.7hp	2	0.5	BPMR7A	6703	
G 800BPU	2-Stroke, 80ccm, 2-cyl., 7.5hp	2	0.5	BPMR7A	6703	

*Stress-Level: 1: Light use; 2: Normal Use; 3: Heavy Duty





Stock No.

FUJI-ROBIN

DY 8 / DY 40 / DY 80		10.5V	Y-401-3	2226
----------------------	--	-------	---------	------

ISHIKAWAJIMA

J 823 / J 843 / K 773		10.5V	Y-107V	6628
MWM		10.5V	Y-401-3	2226
N 843 DI		10.5V	Y-119V	7465
N 844 L		10.5V	Y-107V	6628
S 773 L		11.0V	YE01	2649

ISUZU

4BC2	3328ccm, 88.0hp, 1982→1987	11.0V	Y-904R1	90958
------	----------------------------	-------	---------	-------

KUBOTA

D 1105	1123ccm, 3-cyl., 22.0hp	11.0V	YE11	97505
D 1105-T	1123ccm, 3-cyl., 27.7hp	11.0V	YE11	97505
D 1305	1335ccm, 3-cyl., 29.5hp	11.0V	YE11	97505
V 1505	1498ccm, 4-cyl., 29.5hp	11.0V	YE11	97505
V 1505 T	1498ccm, 4-cyl., 36.9hp	11.0V	YE11	97505
V1205-TE	1198ccm, 4-cyl., 29.5hp	11.0V	YE03	7539
V1505-TE	1498ccm, 4-cyl., 37.0hp	11.0V	YE03	7539
Z 400	→1992	11.0V	YE11	97505

MITSUBISHI

K 4 D / K 4 E / K 4 F		10.5V	Y-114T	6528
KE 55 / KE 70 / KE 70 L / KE 75 / KE 75 L / KE 80 / KE 85 / KE 95 / KE 130		10.5V	Y-110	6825

NISSAN

LD 20	1952ccm, 4-cyl.	11.0V	Y-204TS1	3829
LD 28	2792ccm, 6-cyl.	11.0V	Y-204TS1	3829
SD 16		11.0V	Y-112T	6327
SD 16		11.0V	Y-705RS	1249
SD 22		11.0V	Y-112T	6327
SD 22		11.0V	Y-705RS	1249
SD 22 / SD 25		24.0V	Y-755RS	7771
SD 33		11.0V	Y-112T	6327
SD 33		11.0V	Y-705RS	1249
SD 33		24.0V	Y-755RS	7771
SD 33 T		21.0V	Y-177-1	3026
TD 23 / TD 27		11.0V	Y-707RS	4937

YANMAR

2 TN 66 E / 2 TN 66 L		10.5V	Y-103V	2031
2TNV70-TK		11.0V	Y1022	92276
3 T 84 H		10.5V	Y-110V	5243
3 TN 63 L		10.5V	Y-103V	2031
3 TN 63 U1C		10.0V	Y-702U	2966
3 TN 66 L		10.5V	Y-103V	2031
3 TN 66 U1C		10.0V	Y-702U	2966
3 TN 68 L / 3 TN 72 L / 3 TNA 68 L		10.5V	Y-103V	2031
3 TNA 68 U / 3 TNA 68 U1C / 3 TNA 68 U-C		10.0V	Y-702U	2966
3 TNA 72 E / 3 TNA 72 J / 3 TNA 72 L		10.5V	Y-103V	2031
3 TNA 72 U1C / 3 TNA 72 U2C / 3 TNA 72 UBC / 3 TNA 75 RAC		10.0V	Y-702U	2966
3 TNE 66 E / 3 TNE 68 AC / 3 TNE 68 L / 3 TNE 72 / 3 TNE 74		10.5V	Y-103V	2031





Stock No.

YANMAR

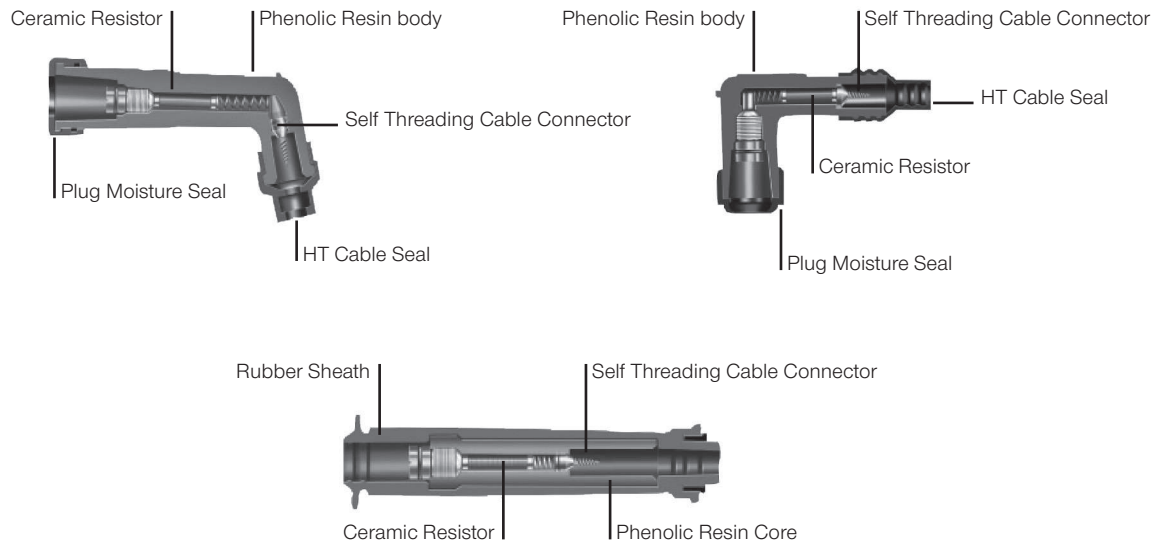
3 TNV 70		11.0V	Y-702R	1065
3 TNV 70 / 3 TNV 76		11.0V	Y1021J	97627
3 TNV 82 A	Tier 4	11.0V	Y1021J	97627
3 TNV 84 T-B / 3 TNV 88	Tier 4	11.0V	Y-546J	95275
4 T 112		11.0V	Y-546J	95275
4TNE84		11.0V	Y1021J	97627
4TNE94	Generator	11.0V	Y1021J	97627
4 TNV 84 T	Tier 4	11.0V	Y1021J	97627
4 TNV 88 / 4 TNV 98 -Z / 4 TNV 98 T-Z	Tier 4	11.0V	Y-546J	95275





IGNITION
PARTS

NGK RESISTOR PLUG COVERS



COVER SYMBOLS EXPLANATION CHART

L

B

05

E

P

K

-R

	Resistance
None	/
01	1 kΩ
05	5 kΩ
10	10 kΩ

	Adaptable plug thread size
B	Ø 14 mm thread
C	Ø 10 mm thread CM-6 Only
D	Ø 10 & 12 mm thread
F	Ø 9 mm
Z	Ø 10, 12 & 14 mm thread

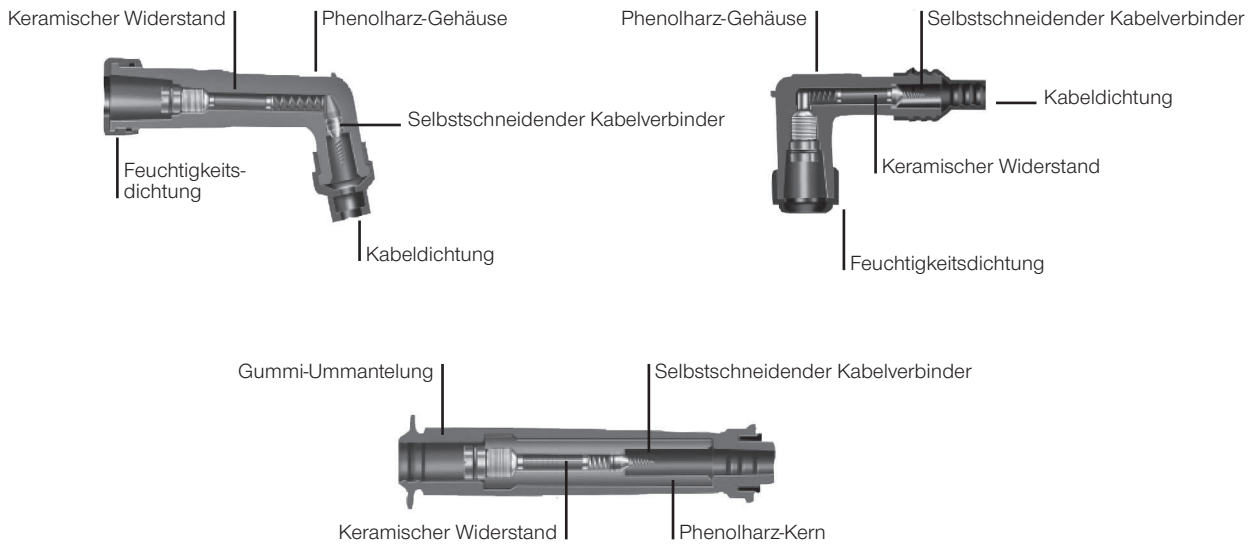
	External apperance
L	90° Elbow type
S	Straight
T	T type
V	120° Elbow type (long)
X	102° Elbow type
Y	120° Elbow type (Short)

	Adaptable plug terminal
E	For terminal nut or solid post terminal
F	For terminal stud

	Plug cap color
-B	Blue
-G	Green
-R	Red
-Y	Yellow
None	Black

	Accessory
A, B, D ... and -1, -2, -3 ...	Special design
C	with cable
F	For 5 mm Ø cable
G	With rubber grommet
H	Compact type
K	With silicon waterproof cover
L	inductive resistor type
M	Rubber sheathed
P	With special waterproof cover
W	Double connector springs
Y	With handle
Z	Special shape

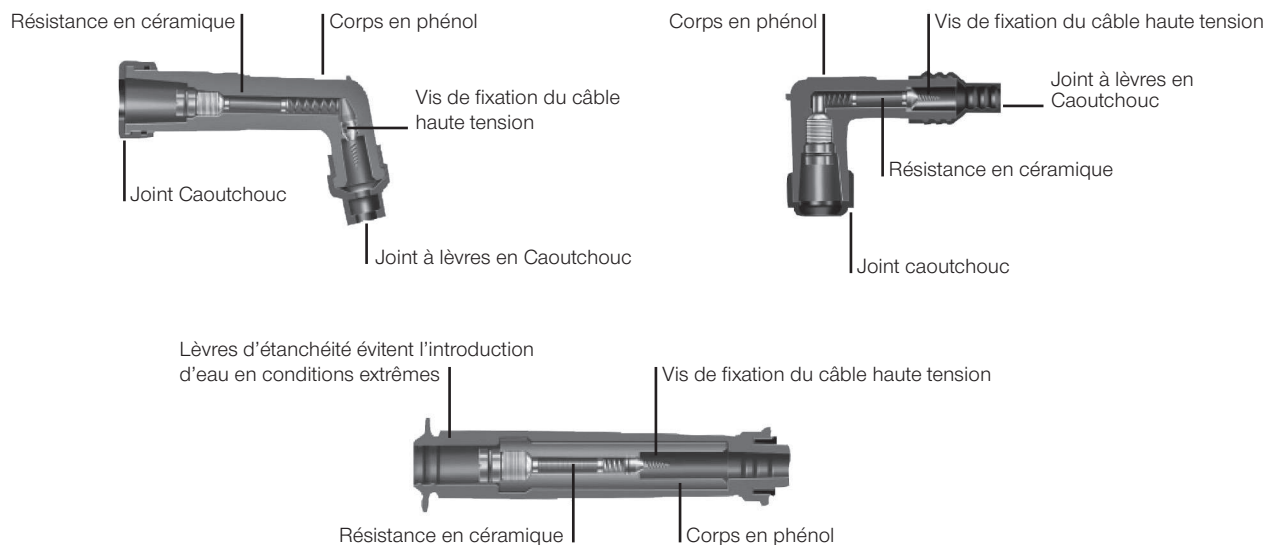
NGK ZÜNDKERZENSTECKER



ERKLÄRUNG DER KURZZEICHEN

L	B	05	E	P	K	-R																																					
		<table><tr><th></th><th>Widerstand</th></tr><tr><td>-</td><td>ohne Widerstand</td></tr><tr><td>01</td><td>1 kΩ</td></tr><tr><td>05</td><td>5 kΩ</td></tr><tr><td>10</td><td>10 kΩ</td></tr></table>		Widerstand	-	ohne Widerstand	01	1 kΩ	05	5 kΩ	10	10 kΩ				<table><tr><th></th><th>Steckerfarbe</th></tr><tr><td>-B</td><td>Blau</td></tr><tr><td>-G</td><td>Grün</td></tr><tr><td>-R</td><td>Rot</td></tr><tr><td>-Y</td><td>Gelb</td></tr><tr><td>-</td><td>Schwarz</td></tr></table>		Steckerfarbe	-B	Blau	-G	Grün	-R	Rot	-Y	Gelb	-	Schwarz															
	Widerstand																																										
-	ohne Widerstand																																										
01	1 kΩ																																										
05	5 kΩ																																										
10	10 kΩ																																										
	Steckerfarbe																																										
-B	Blau																																										
-G	Grün																																										
-R	Rot																																										
-Y	Gelb																																										
-	Schwarz																																										
	<table><tr><th></th><th>Für Kerzengewinde Durchmesser</th></tr><tr><td>B</td><td>Ø 14 mm mind.</td></tr><tr><td>C</td><td>Ø 10 mm nur für CM-6</td></tr><tr><td>D</td><td>Ø 10 & 12 mm</td></tr><tr><td>F</td><td>Ø 9 mm</td></tr><tr><td>Z</td><td>Ø 10, 12 & 14 mm</td></tr></table>		Für Kerzengewinde Durchmesser	B	Ø 14 mm mind.	C	Ø 10 mm nur für CM-6	D	Ø 10 & 12 mm	F	Ø 9 mm	Z	Ø 10, 12 & 14 mm				<table><tr><th></th><th>Zubehör</th></tr><tr><td>A, B, D ... und -1, -2, -3 ...</td><td>Spezialausführung</td></tr><tr><td>C</td><td>mit Kabel</td></tr><tr><td>F</td><td>für Zündleitungen mit 5 mm Ø</td></tr><tr><td>G</td><td>mit Gummihülse</td></tr><tr><td>H</td><td>Kompakttyp</td></tr><tr><td>K</td><td>mit wasserdichter Silikonabdeckung</td></tr><tr><td>L</td><td>mit Induktionswiderstand</td></tr><tr><td>M</td><td>mit Gummi ummantelt</td></tr><tr><td>P</td><td>mit spezieller wasserdichter Abdeckung</td></tr><tr><td>W</td><td>Doppelverbinderfedern</td></tr><tr><td>Y</td><td>mit Griff</td></tr><tr><td>Z</td><td>Spezialausführung</td></tr></table>		Zubehör	A, B, D ... und -1, -2, -3 ...	Spezialausführung	C	mit Kabel	F	für Zündleitungen mit 5 mm Ø	G	mit Gummihülse	H	Kompakttyp	K	mit wasserdichter Silikonabdeckung	L	mit Induktionswiderstand	M	mit Gummi ummantelt	P	mit spezieller wasserdichter Abdeckung	W	Doppelverbinderfedern	Y	mit Griff	Z	Spezialausführung
	Für Kerzengewinde Durchmesser																																										
B	Ø 14 mm mind.																																										
C	Ø 10 mm nur für CM-6																																										
D	Ø 10 & 12 mm																																										
F	Ø 9 mm																																										
Z	Ø 10, 12 & 14 mm																																										
	Zubehör																																										
A, B, D ... und -1, -2, -3 ...	Spezialausführung																																										
C	mit Kabel																																										
F	für Zündleitungen mit 5 mm Ø																																										
G	mit Gummihülse																																										
H	Kompakttyp																																										
K	mit wasserdichter Silikonabdeckung																																										
L	mit Induktionswiderstand																																										
M	mit Gummi ummantelt																																										
P	mit spezieller wasserdichter Abdeckung																																										
W	Doppelverbinderfedern																																										
Y	mit Griff																																										
Z	Spezialausführung																																										
<table><tr><th></th><th>Bauart</th></tr><tr><td>L</td><td>90° Winkel</td></tr><tr><td>S</td><td>0° Gerade</td></tr><tr><td>T</td><td>T-Typ</td></tr><tr><td>V</td><td>120° Winkel (lang)</td></tr><tr><td>X</td><td>102° Winkel</td></tr><tr><td>Y</td><td>120° Winkel (kurz)</td></tr></table>		Bauart	L	90° Winkel	S	0° Gerade	T	T-Typ	V	120° Winkel (lang)	X	102° Winkel	Y	120° Winkel (kurz)		<table><tr><th></th><th>Für Anschluß Zündkerze</th></tr><tr><td>E</td><td>SAE Anschlußmutter oder integrierter Anschluß</td></tr><tr><td>F</td><td>M4 Anschlußgewinde</td></tr></table>		Für Anschluß Zündkerze	E	SAE Anschlußmutter oder integrierter Anschluß	F	M4 Anschlußgewinde																					
	Bauart																																										
L	90° Winkel																																										
S	0° Gerade																																										
T	T-Typ																																										
V	120° Winkel (lang)																																										
X	102° Winkel																																										
Y	120° Winkel (kurz)																																										
	Für Anschluß Zündkerze																																										
E	SAE Anschlußmutter oder integrierter Anschluß																																										
F	M4 Anschlußgewinde																																										

TECHNOLOGIES



SIGNIFICATION DES RÉFÉRENCES

L	B	05	E	P	K	-R																																					
		<table><tr><th></th><th>Résistance</th></tr><tr><td>Vide</td><td>0 kΩ</td></tr><tr><td>01</td><td>1 kΩ</td></tr><tr><td>05</td><td>5 kΩ</td></tr><tr><td>10</td><td>10 kΩ</td></tr></table>		Résistance	Vide	0 kΩ	01	1 kΩ	05	5 kΩ	10	10 kΩ				<table><tr><th></th><th>Couleur cap</th></tr><tr><td>-B</td><td>Bleu</td></tr><tr><td>-G</td><td>Vert</td></tr><tr><td>-R</td><td>Rouge</td></tr><tr><td>-Y</td><td>Jaune</td></tr><tr><td>-</td><td>Noir</td></tr></table>		Couleur cap	-B	Bleu	-G	Vert	-R	Rouge	-Y	Jaune	-	Noir															
	Résistance																																										
Vide	0 kΩ																																										
01	1 kΩ																																										
05	5 kΩ																																										
10	10 kΩ																																										
	Couleur cap																																										
-B	Bleu																																										
-G	Vert																																										
-R	Rouge																																										
-Y	Jaune																																										
-	Noir																																										
	<table><tr><th></th><th>Filetage bougie</th></tr><tr><td>B</td><td>Ø 14 mm</td></tr><tr><td>C</td><td>Ø 10 mm</td></tr><tr><td>D</td><td>Ø 10 & 12 mm</td></tr><tr><td>F</td><td>Ø 9 mm</td></tr><tr><td>Z</td><td>Ø 10, 12 & 14 mm</td></tr></table>		Filetage bougie	B	Ø 14 mm	C	Ø 10 mm	D	Ø 10 & 12 mm	F	Ø 9 mm	Z	Ø 10, 12 & 14 mm				<table><tr><th></th><th>Apparence</th></tr><tr><td>A, B, D ... et -1, -2, -3 ...</td><td>Design spécial</td></tr><tr><td>C</td><td>Cable intégré</td></tr><tr><td>F</td><td>Pour câble HT Ø 5 mm</td></tr><tr><td>G</td><td>Avec joint pour volute moteur</td></tr><tr><td>H</td><td>Couleur cap</td></tr><tr><td>K</td><td>Joint silicone étanche</td></tr><tr><td>L</td><td>Résistance bobinée</td></tr><tr><td>M</td><td>Gaine caoutchouc</td></tr><tr><td>P</td><td>Joint spécial étanche</td></tr><tr><td>W</td><td>Double ressort de contact</td></tr><tr><td>Y</td><td>Avec ergot de préhension</td></tr><tr><td>Z</td><td>Forme spéciale</td></tr></table>		Apparence	A, B, D ... et -1, -2, -3 ...	Design spécial	C	Cable intégré	F	Pour câble HT Ø 5 mm	G	Avec joint pour volute moteur	H	Couleur cap	K	Joint silicone étanche	L	Résistance bobinée	M	Gaine caoutchouc	P	Joint spécial étanche	W	Double ressort de contact	Y	Avec ergot de préhension	Z	Forme spéciale
	Filetage bougie																																										
B	Ø 14 mm																																										
C	Ø 10 mm																																										
D	Ø 10 & 12 mm																																										
F	Ø 9 mm																																										
Z	Ø 10, 12 & 14 mm																																										
	Apparence																																										
A, B, D ... et -1, -2, -3 ...	Design spécial																																										
C	Cable intégré																																										
F	Pour câble HT Ø 5 mm																																										
G	Avec joint pour volute moteur																																										
H	Couleur cap																																										
K	Joint silicone étanche																																										
L	Résistance bobinée																																										
M	Gaine caoutchouc																																										
P	Joint spécial étanche																																										
W	Double ressort de contact																																										
Y	Avec ergot de préhension																																										
Z	Forme spéciale																																										
<table><tr><th></th><th>Apparence</th></tr><tr><td>L</td><td>Coude 90°</td></tr><tr><td>S</td><td>Droit</td></tr><tr><td>T</td><td>Type "T"</td></tr><tr><td>V</td><td>Coude à 120° (long)</td></tr><tr><td>X</td><td>Coude à 102°</td></tr><tr><td>Y</td><td>Coude à 120° (court)</td></tr></table>		Apparence	L	Coude 90°	S	Droit	T	Type "T"	V	Coude à 120° (long)	X	Coude à 102°	Y	Coude à 120° (court)		<table><tr><th></th><th>Embout bougie</th></tr><tr><td>E</td><td>Avec olive</td></tr><tr><td>F</td><td>Sans olive</td></tr></table>		Embout bougie	E	Avec olive	F	Sans olive																					
	Apparence																																										
L	Coude 90°																																										
S	Droit																																										
T	Type "T"																																										
V	Coude à 120° (long)																																										
X	Coude à 102°																																										
Y	Coude à 120° (court)																																										
	Embout bougie																																										
E	Avec olive																																										
F	Sans olive																																										

CAPPUCCI CANDELA CON RESISTORE NGK

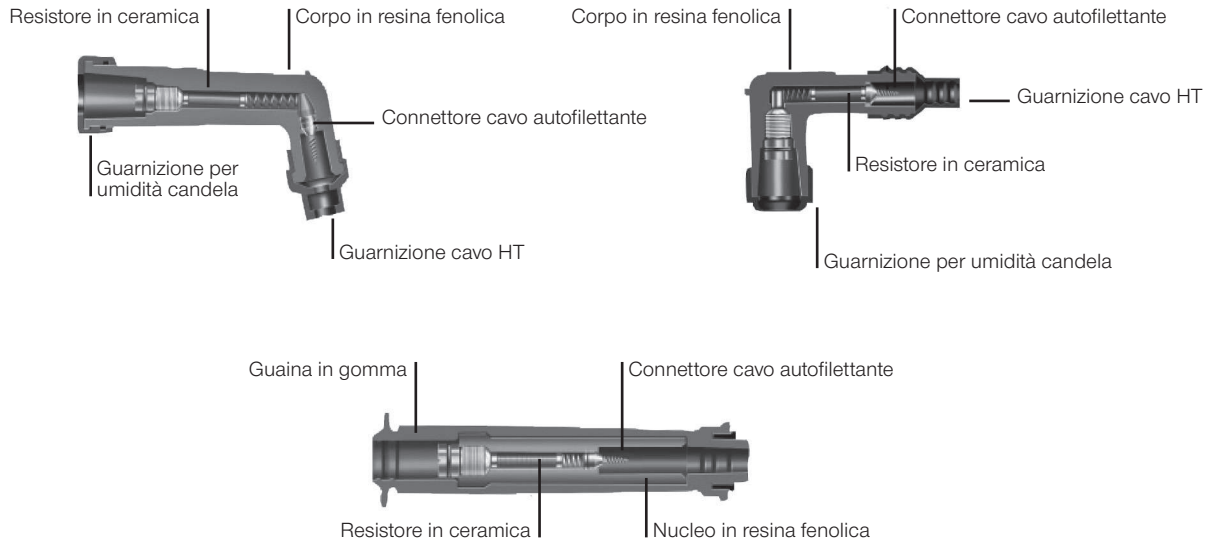
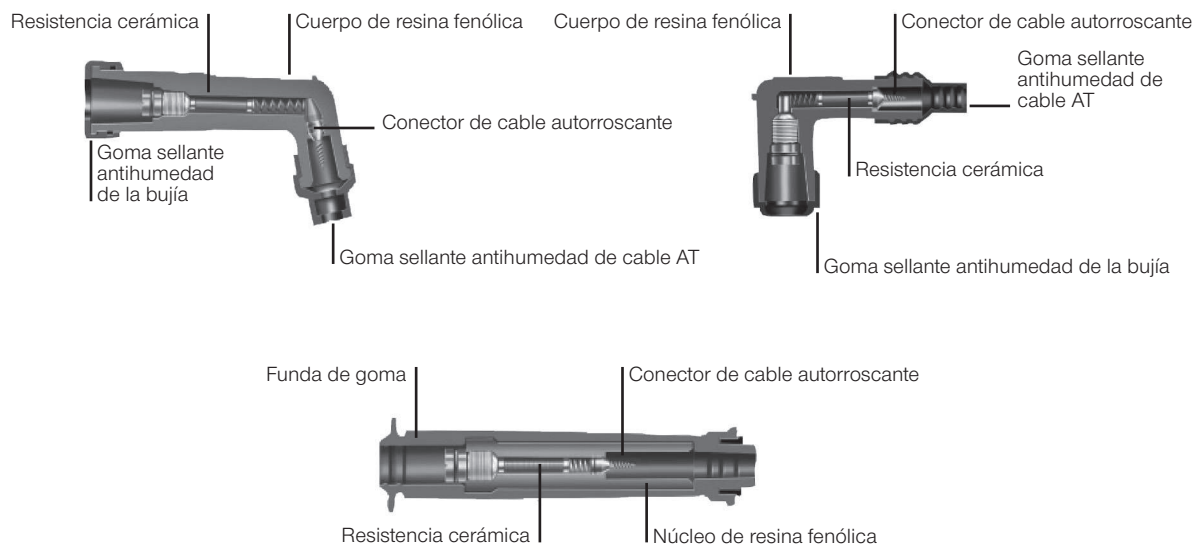


TABELLA SPIEGAZIONE CODICI CAPPUCCI

L	B	05	E	P	K	-R
					</	

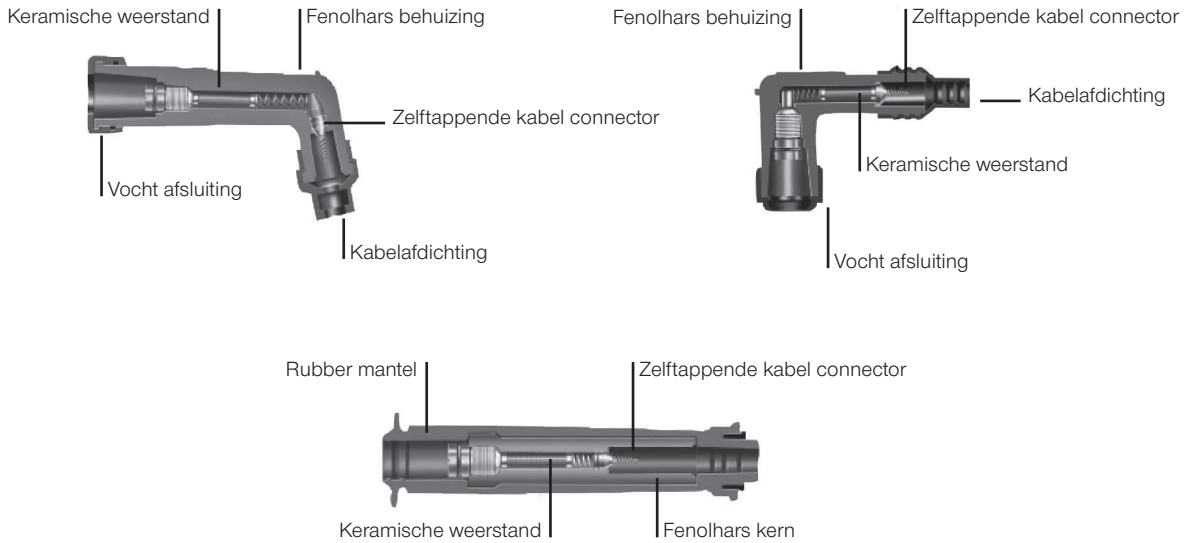
PIPAS DE BUJÍA NGK CON RESISTENCIA



CODIFICACIÓN DE LAS PIPAS

L	B	05	E	P	K	-R																																					
		<table><tr><th></th><th>Resistencia</th></tr><tr><td>Ninguna:</td><td>Sin resistencia</td></tr><tr><td>01</td><td>1 kΩ</td></tr><tr><td>05</td><td>5 kΩ</td></tr><tr><td>10</td><td>10 kΩ</td></tr></table>		Resistencia	Ninguna:	Sin resistencia	01	1 kΩ	05	5 kΩ	10	10 kΩ				<table><tr><th></th><th>Color de la pipa de la bujía</th></tr><tr><td>-B</td><td>Azul</td></tr><tr><td>-G</td><td>Verde</td></tr><tr><td>-R</td><td>Rojo</td></tr><tr><td>-Y</td><td>Amarillo</td></tr><tr><td>Ninguno</td><td>Negro</td></tr></table>		Color de la pipa de la bujía	-B	Azul	-G	Verde	-R	Rojo	-Y	Amarillo	Ninguno	Negro															
	Resistencia																																										
Ninguna:	Sin resistencia																																										
01	1 kΩ																																										
05	5 kΩ																																										
10	10 kΩ																																										
	Color de la pipa de la bujía																																										
-B	Azul																																										
-G	Verde																																										
-R	Rojo																																										
-Y	Amarillo																																										
Ninguno	Negro																																										
	<table><tr><th></th><th>Tamaño de rosca de la bujía adaptable</th></tr><tr><td>B</td><td>Rosca de Ø 14 mm</td></tr><tr><td>C</td><td>Solo rosca CM-6 de Ø 10 mm</td></tr><tr><td>D</td><td>Rosca de Ø 10 y 12 mm</td></tr><tr><td>F</td><td>Ø 9 mm</td></tr><tr><td>Z</td><td>Rosca de Ø 10, 12 y 14 mm</td></tr></table>		Tamaño de rosca de la bujía adaptable	B	Rosca de Ø 14 mm	C	Solo rosca CM-6 de Ø 10 mm	D	Rosca de Ø 10 y 12 mm	F	Ø 9 mm	Z	Rosca de Ø 10, 12 y 14 mm				<table><tr><th></th><th>Accesorio</th></tr><tr><td>A, B, D ... y -1, -2, -3 ...</td><td>Diseño especial</td></tr><tr><td>C</td><td>Con cable</td></tr><tr><td>F</td><td>Para cable de 5 mm Ø</td></tr><tr><td>G</td><td>Con arandela de junta de goma (pasacable)</td></tr><tr><td>H</td><td>Tipo compacto</td></tr><tr><td>K</td><td>Con cobertura de silicona resistente al agua</td></tr><tr><td>L</td><td>Reactancia inductiva</td></tr><tr><td>M</td><td>Recubrimiento de goma</td></tr><tr><td>P</td><td>Con cobertura especial resistente al agua</td></tr><tr><td>W</td><td>Muelle de doble conector</td></tr><tr><td>Y</td><td>Con mango</td></tr><tr><td>Z</td><td>Forma especial</td></tr></table>		Accesorio	A, B, D ... y -1, -2, -3 ...	Diseño especial	C	Con cable	F	Para cable de 5 mm Ø	G	Con arandela de junta de goma (pasacable)	H	Tipo compacto	K	Con cobertura de silicona resistente al agua	L	Reactancia inductiva	M	Recubrimiento de goma	P	Con cobertura especial resistente al agua	W	Muelle de doble conector	Y	Con mango	Z	Forma especial
	Tamaño de rosca de la bujía adaptable																																										
B	Rosca de Ø 14 mm																																										
C	Solo rosca CM-6 de Ø 10 mm																																										
D	Rosca de Ø 10 y 12 mm																																										
F	Ø 9 mm																																										
Z	Rosca de Ø 10, 12 y 14 mm																																										
	Accesorio																																										
A, B, D ... y -1, -2, -3 ...	Diseño especial																																										
C	Con cable																																										
F	Para cable de 5 mm Ø																																										
G	Con arandela de junta de goma (pasacable)																																										
H	Tipo compacto																																										
K	Con cobertura de silicona resistente al agua																																										
L	Reactancia inductiva																																										
M	Recubrimiento de goma																																										
P	Con cobertura especial resistente al agua																																										
W	Muelle de doble conector																																										
Y	Con mango																																										
Z	Forma especial																																										
		<table><tr><th></th><th>Ajuste al Terminal de la Bujía</th></tr><tr><td>E</td><td>Para terminal sólido o con tuerca</td></tr><tr><td>F</td><td>Para terminal roscado</td></tr></table>		Ajuste al Terminal de la Bujía	E	Para terminal sólido o con tuerca	F	Para terminal roscado																																			
	Ajuste al Terminal de la Bujía																																										
E	Para terminal sólido o con tuerca																																										
F	Para terminal roscado																																										
						</																																					

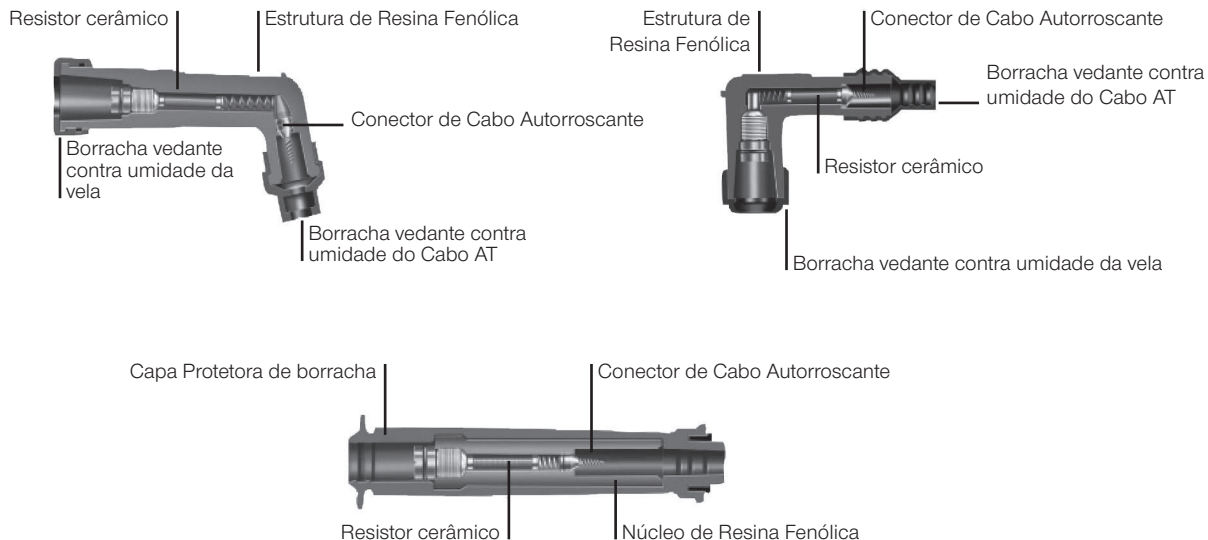
NGK ONTSTOORDE BOUGIE DOP



UITLEG MARKERINGSTEKENS

L	B	05	E	P	K	-R																																						
		<table><tr><th></th><th>Weerstand</th></tr><tr><td>Geen</td><td>Geen weerstand</td></tr><tr><td>01</td><td>1 k Ω</td></tr><tr><td>05</td><td>5 k Ω</td></tr><tr><td>10</td><td>10 k Ω</td></tr></table>		Weerstand	Geen	Geen weerstand	01	1 k Ω	05	5 k Ω	10	10 k Ω				<table><tr><th></th><th>Kleur bougie dop</th></tr><tr><td>-B</td><td>Blauw</td></tr><tr><td>-G</td><td>Groen</td></tr><tr><td>-R</td><td>Rood</td></tr><tr><td>-Y</td><td>Geel</td></tr><tr><td>Geen</td><td>Zwart</td></tr></table>		Kleur bougie dop	-B	Blauw	-G	Groen	-R	Rood	-Y	Geel	Geen	Zwart																
	Weerstand																																											
Geen	Geen weerstand																																											
01	1 k Ω																																											
05	5 k Ω																																											
10	10 k Ω																																											
	Kleur bougie dop																																											
-B	Blauw																																											
-G	Groen																																											
-R	Rood																																											
-Y	Geel																																											
Geen	Zwart																																											
	<table><tr><th></th><th>schroefdraad formaat</th></tr><tr><td>B</td><td>Ø 14 mm draad</td></tr><tr><td>C</td><td>Ø 10 mm draad alleen CM-6</td></tr><tr><td>D</td><td>Ø 10 & 12 mm draad</td></tr><tr><td>F</td><td>Ø 9 mm</td></tr><tr><td>Z</td><td>Ø 10, 12 & 14 mm draad</td></tr></table>		schroefdraad formaat	B	Ø 14 mm draad	C	Ø 10 mm draad alleen CM-6	D	Ø 10 & 12 mm draad	F	Ø 9 mm	Z	Ø 10, 12 & 14 mm draad				<table><tr><th></th><th>Accessory</th></tr><tr><td>A, B, D ... en -1, -2, -3 ...</td><td>Speciaal ontwerp</td></tr><tr><td>C</td><td>Met kabel</td></tr><tr><td>F</td><td>Voor 5 mm Ø kabel</td></tr><tr><td>G</td><td>Met doorvoerrubber</td></tr><tr><td>H</td><td>Compact type</td></tr><tr><td>K</td><td>Met siliconen waterdichte behuizing</td></tr><tr><td>L</td><td>Inductieve weerstand type</td></tr><tr><td>M</td><td>Rubber omhuld</td></tr><tr><td>P</td><td>Met speciale waterdichte behuizing</td></tr><tr><td>W</td><td>Dubbele contact veren</td></tr><tr><td>Y</td><td>Met grip</td></tr><tr><td>Z</td><td>Speciale vorm</td></tr></table>		Accessory	A, B, D ... en -1, -2, -3 ...	Speciaal ontwerp	C	Met kabel	F	Voor 5 mm Ø kabel	G	Met doorvoerrubber	H	Compact type	K	Met siliconen waterdichte behuizing	L	Inductieve weerstand type	M	Rubber omhuld	P	Met speciale waterdichte behuizing	W	Dubbele contact veren	Y	Met grip	Z	Speciale vorm	
	schroefdraad formaat																																											
B	Ø 14 mm draad																																											
C	Ø 10 mm draad alleen CM-6																																											
D	Ø 10 & 12 mm draad																																											
F	Ø 9 mm																																											
Z	Ø 10, 12 & 14 mm draad																																											
	Accessory																																											
A, B, D ... en -1, -2, -3 ...	Speciaal ontwerp																																											
C	Met kabel																																											
F	Voor 5 mm Ø kabel																																											
G	Met doorvoerrubber																																											
H	Compact type																																											
K	Met siliconen waterdichte behuizing																																											
L	Inductieve weerstand type																																											
M	Rubber omhuld																																											
P	Met speciale waterdichte behuizing																																											
W	Dubbele contact veren																																											
Y	Met grip																																											
Z	Speciale vorm																																											
<table><tr><th></th><th>Constructie kenmerk</th></tr><tr><td>L</td><td>90° Haaks</td></tr><tr><td>S</td><td>Recht</td></tr><tr><td>T</td><td>T-type</td></tr><tr><td>V</td><td>120° Haaks (lang)</td></tr><tr><td>X</td><td>102° Haaks</td></tr><tr><td>Y</td><td>120° Haaks (kort)</td></tr></table>		Constructie kenmerk	L	90° Haaks	S	Recht	T	T-type	V	120° Haaks (lang)	X	102° Haaks	Y	120° Haaks (kort)		<table><tr><th></th><th>Type bougie aansluiting</th></tr><tr><td>E</td><td>Voor vaste en afschroefbare SAE aansluit moer</td></tr><tr><td>F</td><td>Voor M4 aansluit draad</td></tr></table>		Type bougie aansluiting	E	Voor vaste en afschroefbare SAE aansluit moer	F	Voor M4 aansluit draad																						
	Constructie kenmerk																																											
L	90° Haaks																																											
S	Recht																																											
T	T-type																																											
V	120° Haaks (lang)																																											
X	102° Haaks																																											
Y	120° Haaks (kort)																																											
	Type bougie aansluiting																																											
E	Voor vaste en afschroefbare SAE aansluit moer																																											
F	Voor M4 aansluit draad																																											


CACHIMBO DE RESISTOR NGK



CODIFICAÇÃO DO CACHIMBO DE RESISTOR

L	B	05	E	P	K	-R																																			
		<table><tr><th></th><th>Resistência</th></tr><tr><td>Nenhuma</td><td>Sem resistor</td></tr><tr><td>01</td><td>1 kΩ</td></tr><tr><td>05</td><td>5 kΩ</td></tr><tr><td>10</td><td>10 kΩ</td></tr></table>		Resistência	Nenhuma	Sem resistor	01	1 kΩ	05	5 kΩ	10	10 kΩ				<table><tr><th></th><th>Cor do cachimbo</th></tr><tr><td>-B</td><td>Azul</td></tr><tr><td>-G</td><td>Verde</td></tr><tr><td>-R</td><td>Vermelho</td></tr><tr><td>-Y</td><td>Amarelo</td></tr><tr><td>Nenhuma</td><td>Preto</td></tr></table>		Cor do cachimbo	-B	Azul	-G	Verde	-R	Vermelho	-Y	Amarelo	Nenhuma	Preto													
	Resistência																																								
Nenhuma	Sem resistor																																								
01	1 kΩ																																								
05	5 kΩ																																								
10	10 kΩ																																								
	Cor do cachimbo																																								
-B	Azul																																								
-G	Verde																																								
-R	Vermelho																																								
-Y	Amarelo																																								
Nenhuma	Preto																																								
	<table><tr><th></th><th>Tamanho adaptável da rosca da bujia</th></tr><tr><td>B</td><td>rosca de Ø 14 mm</td></tr><tr><td>C</td><td>Somente com rosca CM-6 de Ø 10 mm</td></tr><tr><td>D</td><td>Rosca com Ø 10 & 12 mm</td></tr><tr><td>F</td><td>Ø 9 mm</td></tr></table>		Tamanho adaptável da rosca da bujia	B	rosca de Ø 14 mm	C	Somente com rosca CM-6 de Ø 10 mm	D	Rosca com Ø 10 & 12 mm	F	Ø 9 mm				<table><tr><th></th><th>Accessory</th></tr><tr><td>A, B, D ... e -1, -2, -3 ...</td><td>Design especial</td></tr><tr><td>C</td><td>Com cabo</td></tr><tr><td>F</td><td>Para cabo com 5 mm Ø</td></tr><tr><td>G</td><td>Com junta de borracha</td></tr><tr><td>H</td><td>Tipo compacto</td></tr><tr><td>K</td><td>Com cobertura impermeável de silicone</td></tr><tr><td>L</td><td>Tipo de resistor indutivo</td></tr><tr><td>M</td><td>Compacto com cobertura de borracha</td></tr><tr><td>P</td><td>Com cobertura impermeável especial</td></tr><tr><td>W</td><td>Molas de conector duplo</td></tr><tr><td>Y</td><td>Com alsa</td></tr><tr><td>Z</td><td>Forma especial</td></tr></table>		Accessory	A, B, D ... e -1, -2, -3 ...	Design especial	C	Com cabo	F	Para cabo com 5 mm Ø	G	Com junta de borracha	H	Tipo compacto	K	Com cobertura impermeável de silicone	L	Tipo de resistor indutivo	M	Compacto com cobertura de borracha	P	Com cobertura impermeável especial	W	Molas de conector duplo	Y	Com alsa	Z	Forma especial
	Tamanho adaptável da rosca da bujia																																								
B	rosca de Ø 14 mm																																								
C	Somente com rosca CM-6 de Ø 10 mm																																								
D	Rosca com Ø 10 & 12 mm																																								
F	Ø 9 mm																																								
	Accessory																																								
A, B, D ... e -1, -2, -3 ...	Design especial																																								
C	Com cabo																																								
F	Para cabo com 5 mm Ø																																								
G	Com junta de borracha																																								
H	Tipo compacto																																								
K	Com cobertura impermeável de silicone																																								
L	Tipo de resistor indutivo																																								
M	Compacto com cobertura de borracha																																								
P	Com cobertura impermeável especial																																								
W	Molas de conector duplo																																								
Y	Com alsa																																								
Z	Forma especial																																								
	<table><tr><th></th><th>Aspeto exterior</th></tr><tr><td>L</td><td>cotovelo 90º</td></tr><tr><td>S</td><td>Reto</td></tr><tr><td>T</td><td>tipo T</td></tr><tr><td>V</td><td>Cotovelo a 120º (comprido)</td></tr><tr><td>X</td><td>Cotovelo 102º</td></tr><tr><td>Y</td><td>Cotovelo a 120º (curto)</td></tr></table>		Aspeto exterior	L	cotovelo 90º	S	Reto	T	tipo T	V	Cotovelo a 120º (comprido)	X	Cotovelo 102º	Y	Cotovelo a 120º (curto)	<table><tr><th></th><th>Terminal da vela adaptável</th></tr><tr><td>E</td><td>Para terminal com porca ou sólido</td></tr><tr><td>F</td><td>Terminal roscavel</td></tr></table>		Terminal da vela adaptável	E	Para terminal com porca ou sólido	F	Terminal roscavel																			
	Aspeto exterior																																								
L	cotovelo 90º																																								
S	Reto																																								
T	tipo T																																								
V	Cotovelo a 120º (comprido)																																								
X	Cotovelo 102º																																								
Y	Cotovelo a 120º (curto)																																								
	Terminal da vela adaptável																																								
E	Para terminal com porca ou sólido																																								
F	Terminal roscavel																																								

ΑΝΤΙΠΑΡΑΣΙΤΙΚΕΣ ΠΙΠΕΣ NGK



Σχεδιάγραμμα επεξήγησης συμβόλων

L	B	05	E	P	K	-R
Εξωτερική εμφάνιση	Μέγεθος προσαρμοζόμενου σπειρώματος	Αντίσταση	Ακροδέκτης μπουζί	Εξάρτημα	Χρώμα πίπας	
L	B	Κανένα	E	A, B, D ... και -1, -2, -3 ...	-B	Μπλε
S	C	01		C	-G	Πράσινο
T	D	05		F	-R	Κόκκινο
V	F	10		G	-Y	Κίτρινο
X	Z			H	Κανένα	Μαύρο
Y				K		
				L		
				M		
				P		
				W		
				Y		
				Z		

FAJKI DO ŚWIEC ZAPŁONOWYCH



OZNAKOWANIE FAJEK DO ŚWIEC ZAPŁONOWYCH

L

B

05

E

P

K

-R

Rezystancja

Brak

brak rezystora

01

1 k Ω

05

5 k Ω

10

10 k Ω

Kolor fajki świecy

-B

niebieski

-G

zielony

-R

czerwony

-Y

żółty

Brak:

czarny

Akcesoria

A, B, D ...
oraz
-1, -2, -3...

specjalna konstrukcja

C

z kablem

F

dla kabla Ø 5 mm

G

z gumowym pierścieniem

H

typ kompaktowy

K

z silikonową osłoną wodoszczelną

L

typ z rezystorem indukcyjnym

M

gumowy pierścień

P

ze specjalną osłoną wodoszczelną

W

podwójne sprężyny złącza

Y

z uchwytem

Z

specjalny kształt

Do świecy z gwintem

B

gwint Ø 14 mm

C

gwint Ø 10 mm, tylko CM-6

D

gwint Ø 10 i 12 mm

F

Ø 9 mm

Z

gwint Ø 10, 12 i 14 mm

Do świecy o złączu

E

dla nakrętki SAE lub złącza ze stałym bolcem SAE

F

dla złącza gwintowanego M4

Budowa zewnętrzna

L

kąt 90°

S

prosta

T

typ T

V

kąt 120° (długa)

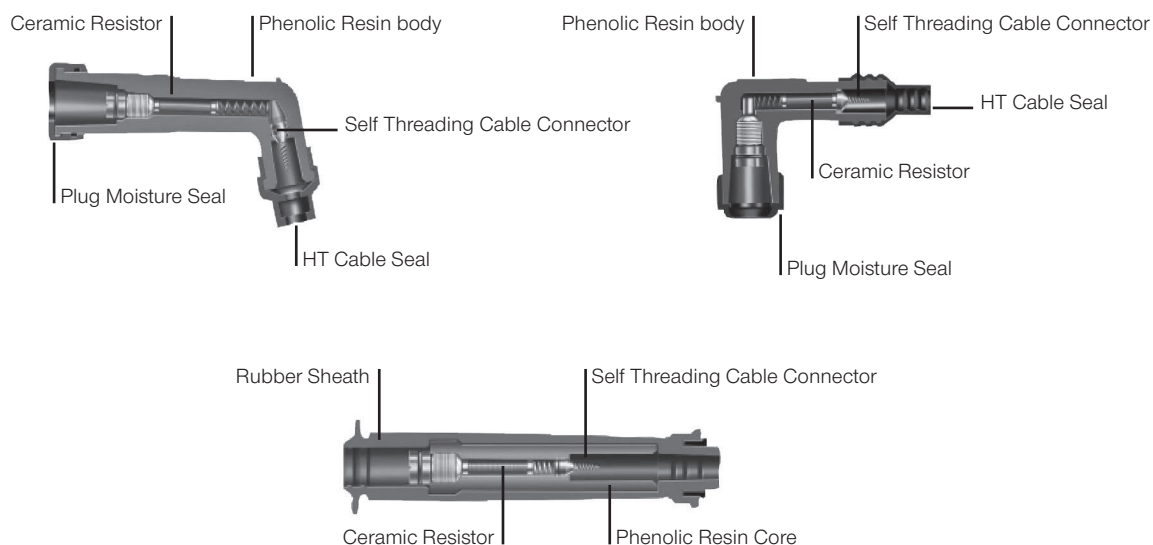
X

kąt 102°

Y

kąt 120° (krótka)

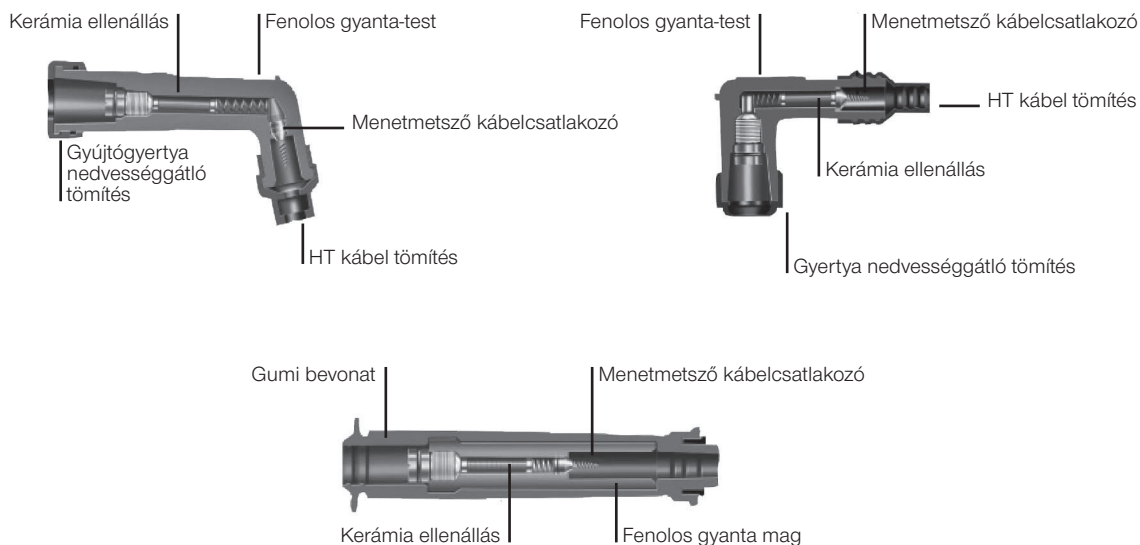
NGK RESISTOR PLUG COVERS



COVER SYMBOLS EXPLANATION CHART

L	B	05	E	P	K	-R			
		Resistance				Plug cap color			
		None	/			-B	Blue		
		01	1 k Ω			-G	Green		
		05	5 k Ω			-R	Red		
		10	10 k Ω			-Y	Yellow		
		Adaptable plug thread size				Accessory			
		B	Ø 14 mm thread			A, B, D ... and -1, -2, -3 ...	Special design		
		C	Ø 10 mm thread CM-6 Only			C	with cable		
		D	Ø 10 & 12 mm thread			F	For 5 mm Ø cable		
		F	Ø 9 mm			G	With rubber grommet		
		Adaptable plug terminal							
		Z	Ø 10, 12 & 14 mm thread			H	Compact type		
						K	With silicon waterproof cover		
						L	inductive resistor type		
						M	Rubber sheathed		
		External appearance				P	With special waterproof cover		
L			90° Elbow type			W	Double connector springs		
S			Straight			Y	With handle		
T			T type			Z	Special shape		
V			120° Elbow type (long)						
X			102° Elbow type						
Y			120° Elbow type (Short)						

NGK ELLENÁLLÁS GYERTYAPIPÁK



TÁBLÁZAT SZIGNIFIKANCIA KÓD

L	B	05	E	P	K	-R																																			
		<table><tr><th></th><th>Ellenállás</th></tr><tr><td>Egyik sem</td><td>Nincs ellenállás</td></tr><tr><td>01</td><td>1 k Ω</td></tr><tr><td>05</td><td>5 k Ω</td></tr><tr><td>10</td><td>10 k Ω</td></tr></table>		Ellenállás	Egyik sem	Nincs ellenállás	01	1 k Ω	05	5 k Ω	10	10 k Ω				<table><tr><th></th><th>Gyertyapipa színe</th></tr><tr><td>-B</td><td>Kék</td></tr><tr><td>-G</td><td>Zöld</td></tr><tr><td>-R</td><td>Piros</td></tr><tr><td>-Y</td><td>Sárga</td></tr><tr><td>Egyik sem</td><td>Fekete</td></tr></table>		Gyertyapipa színe	-B	Kék	-G	Zöld	-R	Piros	-Y	Sárga	Egyik sem	Fekete													
	Ellenállás																																								
Egyik sem	Nincs ellenállás																																								
01	1 k Ω																																								
05	5 k Ω																																								
10	10 k Ω																																								
	Gyertyapipa színe																																								
-B	Kék																																								
-G	Zöld																																								
-R	Piros																																								
-Y	Sárga																																								
Egyik sem	Fekete																																								
	<table><tr><th></th><th>Csatlakoztatható gyertyamenet méret</th></tr><tr><td>B</td><td>Ø 14 mm-es menet</td></tr><tr><td>C</td><td>Ø 10 mm-es menet Csak CM-6</td></tr><tr><td>D</td><td>Ø 10 és 12 mm-es menetek</td></tr><tr><td>F</td><td>Ø 9 mm</td></tr></table>		Csatlakoztatható gyertyamenet méret	B	Ø 14 mm-es menet	C	Ø 10 mm-es menet Csak CM-6	D	Ø 10 és 12 mm-es menetek	F	Ø 9 mm				<table><tr><th></th><th>Accessory</th></tr><tr><td>A, B, D ... és -1, -2, -3 ...</td><td>Speciális kialakítás</td></tr><tr><td>C</td><td>Kábelrel</td></tr><tr><td>F</td><td>5 mm-es Ø kábelhez</td></tr><tr><td>G</td><td>Gumitömlővelw</td></tr><tr><td>H</td><td>Kompakt</td></tr><tr><td>K</td><td>Szilikon vízálló kupakkal</td></tr><tr><td>L</td><td>Induktív ellenállás típus</td></tr><tr><td>M</td><td>Gumitömítés</td></tr><tr><td>P</td><td>Speciális vízálló kupakkal</td></tr><tr><td>W</td><td>Dupla csatlakozó rugó</td></tr><tr><td>Y</td><td>Fogantyúval</td></tr><tr><td>Z</td><td>Különleges alak</td></tr></table>		Accessory	A, B, D ... és -1, -2, -3 ...	Speciális kialakítás	C	Kábelrel	F	5 mm-es Ø kábelhez	G	Gumitömlővelw	H	Kompakt	K	Szilikon vízálló kupakkal	L	Induktív ellenállás típus	M	Gumitömítés	P	Speciális vízálló kupakkal	W	Dupla csatlakozó rugó	Y	Fogantyúval	Z	Különleges alak
	Csatlakoztatható gyertyamenet méret																																								
B	Ø 14 mm-es menet																																								
C	Ø 10 mm-es menet Csak CM-6																																								
D	Ø 10 és 12 mm-es menetek																																								
F	Ø 9 mm																																								
	Accessory																																								
A, B, D ... és -1, -2, -3 ...	Speciális kialakítás																																								
C	Kábelrel																																								
F	5 mm-es Ø kábelhez																																								
G	Gumitömlővelw																																								
H	Kompakt																																								
K	Szilikon vízálló kupakkal																																								
L	Induktív ellenállás típus																																								
M	Gumitömítés																																								
P	Speciális vízálló kupakkal																																								
W	Dupla csatlakozó rugó																																								
Y	Fogantyúval																																								
Z	Különleges alak																																								
			<table><tr><th></th><th>Csatlakozás</th></tr><tr><td>E</td><td>Anyacsavarhoz vagy a tömör csatlakozóvéghez</td></tr><tr><td>F</td><td>Biztosítókapocshoz</td></tr></table>		Csatlakozás	E	Anyacsavarhoz vagy a tömör csatlakozóvéghez	F	Biztosítókapocshoz																																
	Csatlakozás																																								
E	Anyacsavarhoz vagy a tömör csatlakozóvéghez																																								
F	Biztosítókapocshoz																																								

КОЛПАЧКИ ДЛЯ СВЕЧЕЙ ЗАЖИГАНИЯ С РЕЗИСТОРОМ NGK

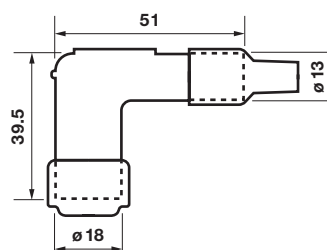


РАСШИФРОВКА МАРКИРОВКИ

L	B	05	E	P	K	-R																																					
		<table><tr><th></th><th>Сопротивление</th></tr><tr><td>Без обозначения:</td><td>без резистора</td></tr><tr><td>01</td><td>1 kΩ</td></tr><tr><td>05</td><td>5 kΩ</td></tr><tr><td>10</td><td>10 kΩ</td></tr></table>		Сопротивление	Без обозначения:	без резистора	01	1 kΩ	05	5 kΩ	10	10 kΩ				<table><tr><th></th><th>Цвет колпачка свечи</th></tr><tr><td>-B</td><td>синий</td></tr><tr><td>-G</td><td>зеленый</td></tr><tr><td>-R</td><td>красный</td></tr><tr><td>-Y</td><td>желтый</td></tr><tr><td>Без обозначения:</td><td>черный</td></tr></table>		Цвет колпачка свечи	-B	синий	-G	зеленый	-R	красный	-Y	желтый	Без обозначения:	черный															
		Сопротивление																																									
	Без обозначения:	без резистора																																									
	01	1 kΩ																																									
	05	5 kΩ																																									
	10	10 kΩ																																									
		Цвет колпачка свечи																																									
	-B	синий																																									
	-G	зеленый																																									
	-R	красный																																									
-Y	желтый																																										
Без обозначения:	черный																																										
	<table><tr><th></th><th>Размер резьбы совместимой свечи</th></tr><tr><td>B</td><td>резьба диам. 14 мм</td></tr><tr><td>C</td><td>резьба диам. 10 мм, только CM-6</td></tr><tr><td>D</td><td>резьба диам. 10 и 12 мм</td></tr><tr><td>F</td><td>диам. 9 мм</td></tr><tr><td>Z</td><td>резьба диам. 10, 12 и 14 мм</td></tr></table>		Размер резьбы совместимой свечи	B	резьба диам. 14 мм	C	резьба диам. 10 мм, только CM-6	D	резьба диам. 10 и 12 мм	F	диам. 9 мм	Z	резьба диам. 10, 12 и 14 мм				<table><tr><th></th><th>Конструктивные особенности</th></tr><tr><td>A, B, D ... и -1, -2, -3...</td><td>специальная конструкция</td></tr><tr><td>C</td><td>с кабелем</td></tr><tr><td>F</td><td>для кабеля диам. 5 мм</td></tr><tr><td>G</td><td>с резиновой втулкой</td></tr><tr><td>H</td><td>компактный</td></tr><tr><td>K</td><td>с силиконовой влагозащитной крышкой</td></tr><tr><td>L</td><td>индуктивный резистор</td></tr><tr><td>M</td><td>с резиновым покрытием</td></tr><tr><td>P</td><td>со специальной влагозащитной крышкой</td></tr><tr><td>W</td><td>двойная пружина соединителя</td></tr><tr><td>Y</td><td>с рукояткой</td></tr><tr><td>Z</td><td>специальная форма</td></tr></table>		Конструктивные особенности	A, B, D ... и -1, -2, -3...	специальная конструкция	C	с кабелем	F	для кабеля диам. 5 мм	G	с резиновой втулкой	H	компактный	K	с силиконовой влагозащитной крышкой	L	индуктивный резистор	M	с резиновым покрытием	P	со специальной влагозащитной крышкой	W	двойная пружина соединителя	Y	с рукояткой	Z	специальная форма
	Размер резьбы совместимой свечи																																										
B	резьба диам. 14 мм																																										
C	резьба диам. 10 мм, только CM-6																																										
D	резьба диам. 10 и 12 мм																																										
F	диам. 9 мм																																										
Z	резьба диам. 10, 12 и 14 мм																																										
	Конструктивные особенности																																										
A, B, D ... и -1, -2, -3...	специальная конструкция																																										
C	с кабелем																																										
F	для кабеля диам. 5 мм																																										
G	с резиновой втулкой																																										
H	компактный																																										
K	с силиконовой влагозащитной крышкой																																										
L	индуктивный резистор																																										
M	с резиновым покрытием																																										
P	со специальной влагозащитной крышкой																																										
W	двойная пружина соединителя																																										
Y	с рукояткой																																										
Z	специальная форма																																										
		<table><tr><th></th><th>Контактный терминал совместимой свечи зажигания</th></tr><tr><td>E</td><td>для терминала с гайкой или несъемного терминала</td></tr><tr><td>F</td><td>для резьбового терминала</td></tr></table>		Контактный терминал совместимой свечи зажигания	E	для терминала с гайкой или несъемного терминала	F	для резьбового терминала																																			
	Контактный терминал совместимой свечи зажигания																																										
E	для терминала с гайкой или несъемного терминала																																										
F	для резьбового терминала																																										
			</																																								

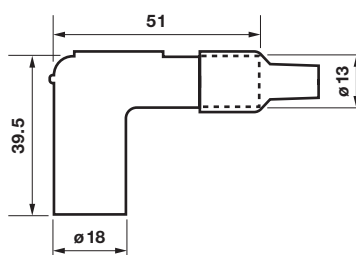
Basic	Type	Stock-No.	Colour	R [kΩ]	∕ Ø [mm]	Terminal
L	L05EL	8323	black	5		
LB	LB - E	8302	black	/	14	
	LB01E	8011	black	1		
	LB05E - R	8898	red	5		
	LB05E	8031	black	5		
	LB10E	8349	black	10		
	LB - F	8309	black	/		
	LB01F	8330	black	1		
	LB01FF	8331	black	1		
	LB05F	8051	black	5		
	LB05F - R	8854	red	5		
	LB05FF	30326	black	5		
	LB10F	8358	black	10		
	LB10FF	8359	black	10		
LD	LD05E	6902	black	5	10-12	
	LD05EH	92248	black	5		
	LD - F	8311	black	/		
	LD01F	8362	black	1		
	LD05F - R	8231	red	5		
	LD05F	8060	black	5		
	LD10F	8997	black	10		

Phenolic Resin



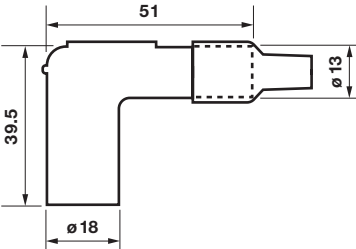




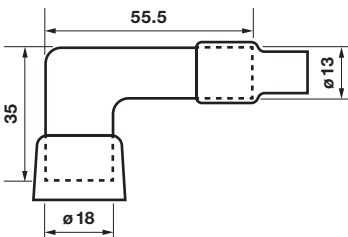
Basic	Type	Stock-No.	Colour	R [kΩ]	∕ Ø [mm]	Terminal
LB	LB01EP	8328	black	1	14	
	LB05EP	8020	black	5		
	LB - EPK	8304	black	/		
	LB05EPK	8342	black	5		
	LB01FP	8088	black	1		
	LB05FP	8030	black	5		
LD	LD05FP	8070	black	5	10 - 12	



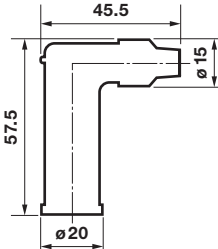
Phenolic Resin





Basic	Type	Stock-No.	Colour	R [kΩ]	∕ Ø [mm]	Terminal
LZ	LZ05F	8368	black	5	10-12-14	
Phenolic Resin 						


Basic	Type	Stock-No.	Colour	R [kΩ]	∕ Ø [mm]	Terminal
LB	LB05FG	8346	black	5	14	
Phenolic Resin  						

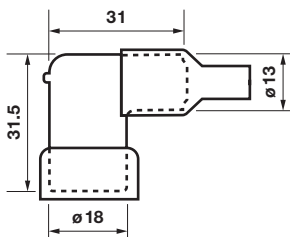
Basic	Type	Stock-No.	Colour	R [kΩ]	∕ Ø [mm]	Terminal
LB	LB05EZ	8744	black	5	14	
Phenolic Resin  						



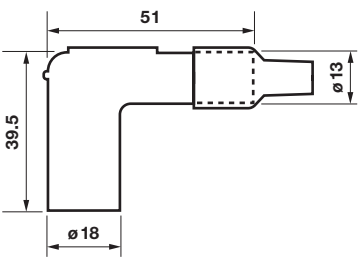
Basic	Type	Stock-No.	Colour	R [kΩ]	∕ Ø [mm]	Terminal
L	L05EA	6667	black	5		
Phenolic Resin  						



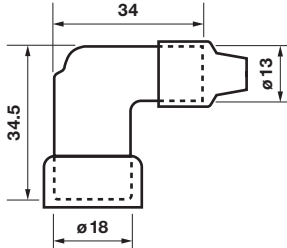

Basic	Type	Stock-No.	Colour	R [kΩ]	∕ Ø [mm]	Terminal
L	L - EH	8301	black	/		
Phenolic Resin 						


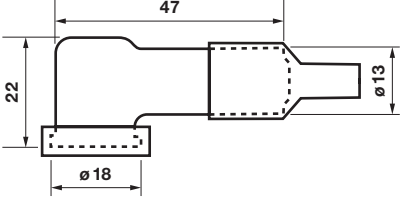
Basic	Type	Stock-No.	Colour	R [kΩ]	Ø [mm]	Terminal
LB	LB01EH	8326	black	1	14	
	LB01EHF	8327	black	1		
	LB05EH	8334	black	5		
	LB05EHF	8336	black	5		
	LB10EH	8351	black	10		
	LB10EHF	8055	black	10		
	LB - FH	8310	black	/		
LD	LD - FH	8313	black	/		
Phenolic Resin						






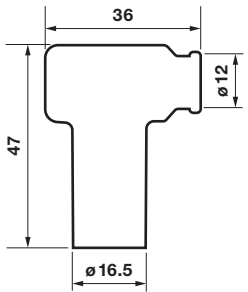

Basic	Type	Stock-No.	Colour	R [kΩ]	∕ Ø [mm]	Terminal
LB	LB10EHAK	8719	black	10	14	
Phenolic Resin  						



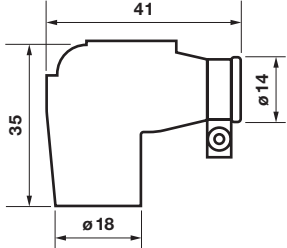
Basic	Type	Stock-No.	Colour	R [kΩ]	Ø [mm]	Terminal
LZ	LZEH	8760	black	/	10-12-14	
	LZFH	8710	black	/		
Phenolic Resin						
<div></div>						





Basic	Type	Stock-No.	Colour	R [kΩ]	Ø [mm]	Terminal
LC	LC05EFK	8050	black	5	CM6	
Phenolic Resin  						

Basic	Type	Stock-No.	Colour	R [kΩ]	Ø [mm]	Terminal
LB	LB05EMH	8338	black	5	14	
	LB05EMH - R	8160	red	5		


Rubber sheathed



Basic	Type	Stock-No.	Colour	R [kΩ]	∅ [mm]	Terminal
LB	LBER - B	8308	blue	/	14	
<p>Silikon Rubber</p> <div style="display: flex; justify-content: space-around; align-items: center;">   </div>						

Basic	Type	Stock-No.	Colour	R [kΩ]	∅ [mm]	Terminal
SB	SB01E	8370	black	1	14	
	SB05E	8374	black	5		
	SB10E	8803	black	10		
	SB01F	8372	black	1		
	SB05F	8080	black	5		
	SB05F - R	8567	red	5		
	SB10F	8387	black	10		
SD	SD05E	6894	black	5	10-12	
	SD01F	8388	black	1		
	SD05F	8022	black	5		
	SD05F - R	8238	red	5		
	SD10F	8394	black	10		
SZ	SZ05F	8396	black	5	10-12-14	

<p>Phenolic Resin</p> <div style="display: flex; justify-content: space-around; align-items: center;">   </div>						
--	--	--	--	--	--	--

Basic	Type	Stock-No.	Colour	R [kΩ]	∅ [mm]	Terminal
SB	SB05FP	8386	black	5	14	
SD	SD05FP	8325	black	5	10 - 12	

<p>Phenolic Resin</p> <div style="display: flex; justify-content: space-around; align-items: center;">  </div>						
---	--	--	--	--	--	--

Basic	Type	Stock-No.	Colour	R [kΩ]	Ø [mm]	Terminal
SD	SD05EG	5818	black	5	10-12	
SF	SF05EGK	95554	black	5	9	


Phenolic Resin




Basic	Type	Stock-No.	Colour	R [kΩ]	Ø [mm]	Terminal
SD	SD05FM	8392	black	5	10-12	
	SD05FM - R	8673	red	5		
	SD05EM	92549	black	5		
	SD05EM	92549	black	5		

Rubber sheathed






Basic	Type	Stock-No.	Colour	R [kΩ]	Ø [mm]	Terminal
SD	SD05FGA	8683	black	5	10-12	

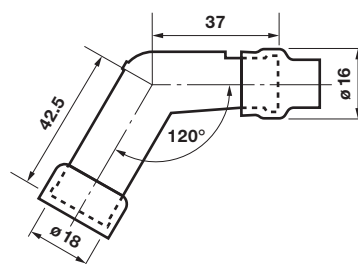
Phenolic Resin




Application:
Honda VT 600, XL 600

Basic	Type	Stock-No.	Colour	R [kΩ]	Ø [mm]	Terminal
VB	VB01E	8405	black	1	14	
	VB05E	8408	black	5		
	VB - F	8913	black	/		
	VB01F	8406	black	1		
	VB05F	8032	black	5		
	VB05F - R	8759	red	5		
	VB10F	8414	black	10		
VD	VD01F	8415	black	1	10-12	
	VD05F	8052	black	5		
	VD05F - R	8376	red	5		
	VD10F	8430	black	10		


Phenolic Resin



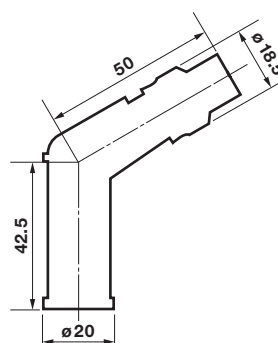
Basic	Type	Stock-No.	Colour	R [kΩ]	Ø [mm]	Terminal
VB	VB05FP	8413	black	5	14	

Phenolic Resin



Basic	Type	Stock-No.	Colour	R [kΩ]	Ø [mm]	Terminal
V	V05E	6665	black	5		

Phenolic Resin



Basic	Type	Stock-No.	Colour	R [kΩ]	Ø [mm]	Terminal
VD	VD05EG	5817	black	5	10-12	
VF	VF05EGAK	92755	black	5	9	


Phenolic Resin




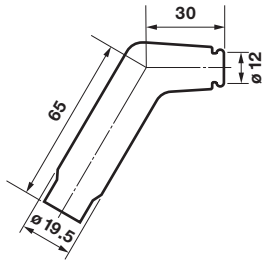
Basic	Type	Stock-No.	Colour	R [kΩ]	Ø [mm]	Terminal
VB	VB05EYK	8411	black	5	14	



Phenolic Resin




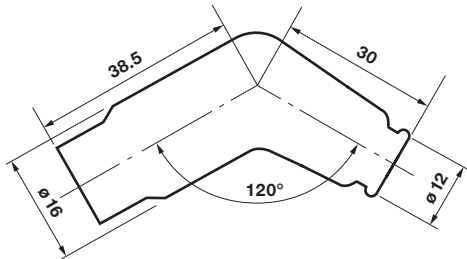

Basic	Type	Stock-No.	Colour	R [kΩ]	Ø [mm]	Terminal
VD	VD05EM	8422	black	5	10-12	
VF	VF05EMK	92648	black	5	9	


Rubber sheathed

Basic	Type	Stock-No.	Colour	R [kΩ]	Ø [mm]	Terminal
VD	VD05EMH	7744	black	5	10-12	
	VD05FMH	8425	black	5		



Rubber sheathed


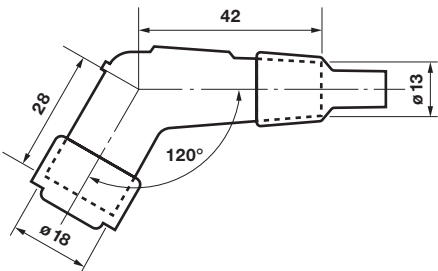
Basic	Type	Stock-No.	Colour	R [kΩ]	∅ [mm]	Terminal
VD	VD05FML	8427	black	5	10-12	




Rubber sheated




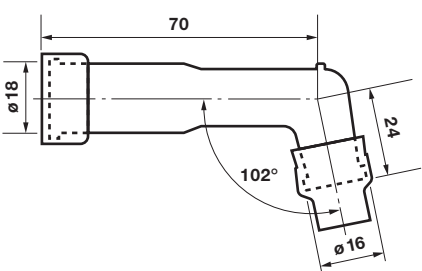

Basic	Type	Stock-No.	Colour	R [kΩ]	∅ [mm]	Terminal
YB	YB01F	8446	black	1	14	
	YB05F	8082	black	5		
	YB05F	8162	red	5		
	YB10F	8449	black	10		
YD	YD01F	8450	black	1	10-12	
	YD05F	8454	black	5		
	YD05F	8453	red	5		

Phenolic Resin

Basic	Type	Stock-No.	Colour	R [kΩ]	∅ [mm]	Terminal
XB	XB01F	8431	black	1	14	
	XB05F	8062	black	5		
	XB05F - R	8592	red	5		
	XB10F	8436	black	10		
XD	XD01F	8439	black	1	10-12	
	XD05F	8072	black	5		
	XD05F - R	8768	red	5		
	XD10F	8442	black	10		
XZ	XZ01F	8443	black	1	10-12-14	
	XZ05F	8444	black	5		


Phenolic Resin


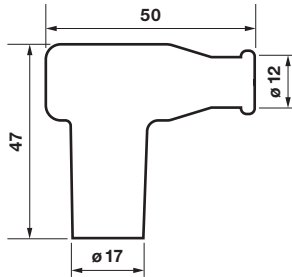
Basic	Type	Stock-No.	Colour	R [kΩ]	Ø [mm]	Terminal
XB	XB05FP	8435	black	5	14	
XD	XD05FP	8641	black	5	10 - 12	


Phenolic Resin




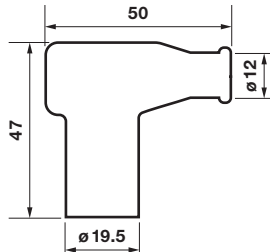
Basic	Type	Stock-No.	Colour	R [kΩ]	Ø [mm]	Terminal
TB	TB05EM - R	8955	red	5	14	
	TB10EM - Y	8404	yellow	10		



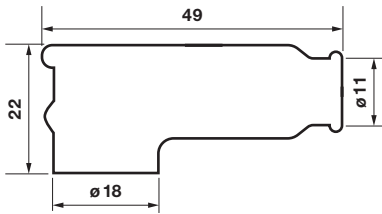
Rubber sheathed





Basic	Type	Stock-No.	Colour	R [kΩ]	Ø [mm]	Terminal
TB	TB05EMA	8636	black	5	14	


Rubber sheathed

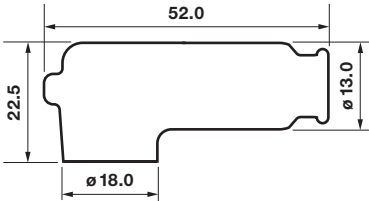






Basic	Type	Stock-No.	Colour	R [kΩ]		Terminal
TB	TRS1225 - B	8787	blue	5	R6120 A/C/M R7282 A/C/M	
<p>Rubber sheated</p>  						



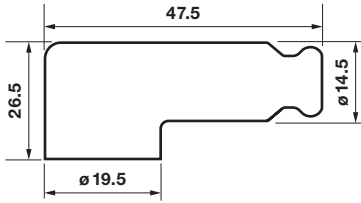
Basic	Type	Stock-No.	Colour	R [kΩ]		Terminal
TB	TRS1233A - R	8929	red	5	R6120 A/C/M R7282 A/C/M	
	TRS1233B - Y	8897	yellow	5		
	TRS1233C - G	8546	green	5		



Rubber sheathed






Basic	Type	Stock-No.	Colour	R [kΩ]		Terminal
TB	TRS1408F - B	8871	blue	5	R5300A R5300N	
<p>Rubber sheathed</p>  						

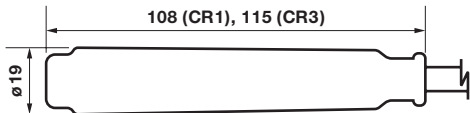
Basic	Type	Stock-No.	Colour	R [kΩ]		Terminal
TB	TRS1409 - R	8733	red	5	R5540F	
<p>Rubber sheathed</p>  						

Basic	Type	Stock-No.	Colour	R [k Ω]	Ø [mm]	Terminal
CR	CR1	8035	red	5	10-12-14	
	CR3	8089	red	5		

Rubber sheathed







500 mm




108 (CR1), 115 (CR3)

Ø19

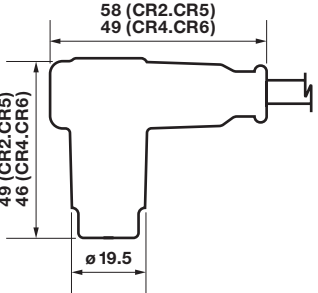
CR1: SD05FM
CR3: SD05EMK

Basic	Type	Stock-No.	Colour	R [k Ω]	Ø [mm]	Terminal
CR	CR2	8048	red	5	10-12-14	
	CR4	8054	red	5		
	CR5	8515	red	5		
	CR6	8736	red	5		

Rubber sheathed



500 mm
1000 mm




58 (CR2, CR5)
49 (CR4, CR6)


49 (CR2, CR5)
46 (CR4, CR6)

Ø19.5

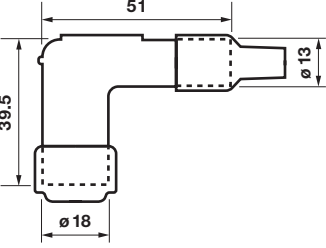
CR2: LZ05FM
CR4: TB05EMA
CR5: LZ05FM
CR6: TB05EMA

Basic	Type	Stock-No.	Colour	R [k Ω]	Ø [mm]	Terminal
	LY11	8718	red	5	10-12-14	

Phenolic Resin



500 mm



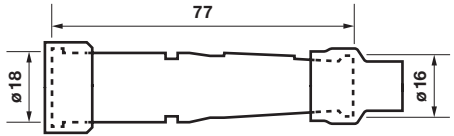




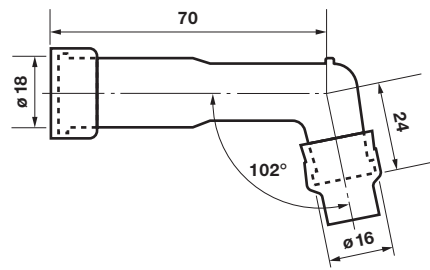
51



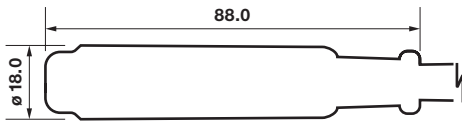
39.5

Ø18



LZ05F


Basic	Type	Stock-No.	Colour	R [kΩ]	∕ Ø [mm]	Terminal
	SY11	8539	red	5	10-12-14	
<p>Phenolic Resin</p>   <p style="text-align: right;">SZ05F</p>						

Basic	Type	Stock-No.	Colour	R [kΩ]	∕ Ø [mm]	Terminal
	XY11	8584	red	5	10-12-14	
<p>Phenolic Resin</p>   <p style="text-align: right;">XZ05F</p>						

Basic	Type	Stock-No.	Colour	R [kΩ]	∕ Ø [mm]	Terminal
	SD05FMC	8393	black	5	10-12	
<p>Rubber sheathed</p>   <p style="text-align: right;">SD05FMC</p>						



Basic	Type	Stock-No.	Colour	R [kΩ]	∕ Ø [mm]	Terminal
	RC-X140	5937	black	5	10-12	
<div> <div>Phenolic Resin</div>  <div> <div>black</div> <div>350 mm</div> </div> <div>LD05EAK</div> </div>						

Basic	Type	Stock-No.	Colour	R [kΩ]	∕ Ø [mm]	Terminal
	J-1	8739	black	/		
						



CROSS REFERENCE GUIDE



IGNITION
PARTS



ACDELCO	→ NGK	Quick
42F	B6HS	Q203
42FF	B6HS	Q203
42FS	BP6HS	
42S	BP6S	
42XLS	BP6ES	
43F	B6HS	Q203
43FFS	BP6HS	
43FS	BP6HS	
43N	B7ES	
43S	BP6S	
43XL	B7ES	
43XLS	BP6ES	
44	B6S	Q302
44F	B5HS	
44FF	B5HS	
44FFS	BP5HS	
44N	B6ES	
44NS	BP5ES	
44S	BP5S	
44XL	B6ES	
44XLO	BP5ES	
44XLS	BP5ES	
45	B-4	
45F	B5HS	
45FF	B5HS	
45FFS	BP5HS	
45L	B-4L	
45NS	BP5ES	
45S	BP5S	
45XL	B6ES	
45XLS	BP5ES	
46	B-4	
46F	B5HS	
46FF	B5HS	
46FFS	BP5HS	
46N	B5ES	
46S	BP5S	
46XL	B5ES	
46XLS	BP4ES	
47FF	B-4H	
47S	BP-4	
47XL	B4ES	
48	B-4	
84T	A6FS	
414XLS	BP6ES	
420Z	B-4H	
422Z	B5HS	
425F	B6HS	Q203
425Z	B6HS	Q203
426FS	BP6HS	
430Z	B7HS	Q204
445Z	B8HS	Q205

ACDELCO	→ NGK	Quick
41601	BPR6ES	
41606	TR55	
41627	BKR4E-11	
41900	TR5	
41902	TR55	
41904	TR5	
41905	UR4	
41906	TR5	
41907	TR5	
41910	TR5	
41913	TR55	
41919	TR55	
41921	TR55	
41929	TR55	
41932	TR55	
41936	TR55	
41940	TR55	
41942	TR55	
41943	TR55	
41947	TR55	
B43	B6S	Q302
B44FS	BP5HS	
B44S	BP5S	
B45	B-4	
B4021	B6S	Q302
B4031	B-4	
C41	B7S	
C42CFS	BP6HS	
C42CXLS	BP6ES	
C42N	B7ES	
C42XLS	BP5ES	
C43	B6S	Q302
C43CXLS	BP6ES	
C43L	B-6L	
C43N	B6ES	
C44	B6S	Q302
C44N	B6ES	
C44NS	BP5ES	
C44S	BP5S	
C44XL	B6ES	
C45	B-4	
C45L	B-4L	
C46	B-4	
C47	B-4	
C47W	B-4	
C49	B-2	
C82	AB-7	
C83	AB-7	
C83T	A6FS	
C84T	A6FS	
C85	AB-6	
C86	AB-6	



ACDELCO	→ NGK	Quick
C87	AB-6	
C421	B6S	Q302
CFR2CLS	BKR6ES	
CR42CFS	BPR6FS	
CR42CXL	BPR6ES	
CR42N	BR7ES	
CR43	BR6S	
CR43CXL	BPR6ES	
CR43K	BR6S	
CR43N	BR6ES	
CR43S	BP6S	
CR44N	BR6ES	
CR44NS	BPR5ES	
CR45TS	UR4	
CR83T	AR6FS	
CS40	BM7A	
CS41	BM7A	
CS41T	BM7F	
CS42	BM7A	
CS42S	BM7A	
CS42T	BM6F	
CS45	BM6A	
CS45T	BM6F	
CS49	BM4A	
CSR45	BMR6A	
FR2LS	BKR6ES	
FR2LSK	BKR6ES	
FR3CLS	BKR5ES	
FR3CLS6	BKR5ES-11	
FR3LS	BKR5ES	
FR3LS6	BKR5ES-11	
FR3LSJ	BKR4E-11	
FR3LSK	BKR5ES	
FR4LSJ	BKR4E-11	
FR5LS	BKR5ES	
LM46	B4-LM	
LM49	B4-LM	
M41FF	B8HS	Q205
M41K	B8S	
M42FF	B7HS	Q204
M42K	B7S	
M43FF	B6HS	Q203
M43S	BP6S	
M44B	B6S	Q302
M44C	B6S	Q302
M44L	B-6L	
M45	B-4	
M45FF	B5HS	
M47	B-4	
M86	AB-6	
MB42K	B6S	Q302
MC41	B8S	

ACDELCO	→ NGK	Quick
MC41F	B8HS	Q205
MC42	B8S	
MC42F	B7HS	Q204
MC44	B7S	
MC104F	C6HSA	
MC122F		
MC124FS	D6HA	
MR42K	BR6S	
MR43T	BR6FS	
MR44C	BR6S	
MR44T	BR5FS	
MR45	B-4	
R41CF	BR7HS	Q211
R41CXL	BR9ES	Q208
R41CXL	BPR7ES	
R41TS	BPR6FS	
R42CF	BR6HS	Q209
R42CFS	BPR6HS	Q214
R42CT	BR6FS	
R42CTS	BPR6FS	
R42CXL	BPR6ES	
R42FS	BPR6HS	Q214
R42S	BP6S	
R42T	BR6FS	
R42TS	BPR6FS	
R42TSM	BPR6FS	
R42TX	BR6FS	
R42XLS	BPR6ES	
R43	BR6S	
R43C	BR6S	
R43CFS	BPR6HS	Q214
R43CS	BP6S	
R43CT	BR6FS	
R43CTS	BPR6FS	
R43CTS6	BPR6FS	
R43CXL	BR7ES	
R43CXL	BPR6ES	
R43FS	BPR6HS	Q214
R43LTSE	TR4	
R43N	BR7ES	
R43S	BP6S	
R43T	BR6FS	
R43TS	BPR6FS	
R43TSK	BPR6FS	
R43TSX	BPR6FS	
R43TX	BR6FS	
R43XL	BR7ES	
R43XLS	BPR6ES	
R44	BR6S	
R44CF	BR5HS	
R44CXL	BR6ES	
R44CXL	BPR5ES	





ACDELCO	→ NGK	Quick
R44F	BR5HS	
R44LTS	BPR5EFS	
R44LTSM	TR4	
R44LTSM6	TR4	
R44N	BR6ES	
R44NS	BPR5ES	
R44S	BP5S	
R44T	BR5FS	
R44TX	BR5FS	
R44XL	BR6ES	
R44XLS	BPR5ES	
R45	BR6S	
R45NS	BPR5ES	
R45S	BP5S	
R45T	BR5FS	
R45TS	BPR4FS	
R45XL	BR6ES	
R45XLS	BPR5ES	
R46	BR6S	
R46LTS	BPR5EFS	
R46N	BR5ES	
R46S	BP-4	
R46T	BR5FS	
R46TS	BPR4FS	
R46TX	BR5FS	
R46XL	BR5ES	
R46XLS	BPR4ES	
R47S	BP-4	
R83CT	AR6FS	
R415TS	BPR6FS	
R425TS	BPR6FS	
R426FS	BPR6HS	Q214
S41F	B8HS	Q205
S41XLR	BR9ES	Q208
S42	B7S	
S42F	B7HS	Q204
S42FR	BR7HS	Q211
S43XL	B7ES	
S43XLR	BR7ES	
S44	B6S	Q302
S44F	B5HS	
S44XL	B6ES	
S45F	B5HS	
S46	B-4	
S83F	AB-7	
S85F	AB-6	
S102F	C7HSA	
S104F	C6HSA	
S124FS	D6HA	
SB41	B7S	
SN46	B-4	
TC42	B8S	

ACDELCO	→ NGK	Quick
TC45	B6S	Q302
TC49	B-2	
TC83	AB-7	
TC85	AB-6	
TC86	AB-6	

APS	→ NGK	Quick
A11	B5HS	
A11P	BR5HS	
A14B	BP5HS	
A14B2	BP5HS	
A14BM	BP5HS	
A14BP	BPR5HS	
A14DB	BP5ES	
A14DBP	BPR5ES	
A14DBPM	BPR5ES	
A17B	BP6HS	
A17DB	BP6ES	
A17DB10	BP6ES	
A17DBM	BP6ES	
A17DBP	BPR6ES	
A17DBPM	BPR6ES	
A20D	B7ES	
A23B	BP7HS	
A232	B7HS	

AUTOLITE	→ NGK	Quick
23	BPR6FS	
24	BPR6FS	
53	BP6ES	
54	BP6ES	
55	BP5ES	
56	BP5ES	
57	BP4ES	
63	BPR6ES	
64	BPR6ES	
65	BPR5ES	
66	BPR5ES	
67	BPR4ES	
73	BP6S	
74	BP6S	
75	BP5S	
76	BP5S	
77	BP-4	
84	BP6S	
85	BP5S	
86	BP-4	
87	BP-4	
105	BPR5EFS	
106	BPR5EFS	
115	A6FS	
117	A6FS	
124	AR6FS	



AUTOLITE	→ NGK	Quick
136	BR6FS	
143	BR6FS	
144	BR6FS	
145	BR6FS	
146	BR5FS	
147	BR5FS	
175	BP5S	
203	BPR6FS	
215	B-6L	
216	B-6L	
217	B-4L	
218	B-4L	
235	BM6A	
245	BMR6A	
253	BM7A	
254	BM6A	
255	BM6A	
258	BM4A	
273	BP6HS	
274	BP6HS	
275	BP5HS	
276	BP5HS	
283	BPR7HS	Q215
284	BPR6HS	Q214
292	B8S	
294	B6S	Q302
295	B-4	
297	B-4	
298	B-2	
302	BR6S	
303	BR6S	
304	BR6S	
306	B-4	
308	B-2	
312	B8S	
313	B7S	
314	B6S	Q302
315	B6S	Q302
316	B6S	Q302
317	B-4	
318	B-2	
344	AR6FS	
353	B8S	
354	B6S	Q302
355	B6S	Q302
356	B-4	
357	B-4	
358	B-2	
363	BR6S	
373	AB-7	
374	AB-7	
375	AB-6	

AUTOLITE	→ NGK	Quick
376	AB-6	
377	AB-6	
378	AB-6	
386	AB-6	
393	B7ES	
394	B6ES	
395	B5ES	
396	B5ES	
397	B5ES	
398	B4ES	
403	BR6ES	
404	BR6ES	
405	BR5ES	
406	BR5ES	
413	B7HS	Q204
414	B6HS	Q203
415	B5HS	
416	B5HS	
417	B-4H	
424	B6HS	Q203
425	BR5HS	
426	BR5HS	
436	B-6L	
437	B-4L	
456	B4-LM	
458	B2-LM	
494	B-6L	
495	B-6L	
497	B-4L	
515	BP5HS	
516	BP5HS	
517	BP-4H	
535	B5HS	
536	B-4H	
584	AR6FS	
664	BPR6FS	
683	BR6FS	
684	BR6FS	
685	BR6FS	
687	BR5FS	
723	BPR6FS	
724	BPR6FS	
726	BPR4FS	
765	BPR5EFS	
766	BPR5EFS	
784	AR6FS	
804	AR6FS	
865	BPR5EFS	
935	BPR5ES	
945	BPR5ES	
996	B-6L	
2272	AB-7	



AUTOLITE	→ NGK	Quick
2585	BPR5ES	
2615	B7ES	
2616	B6ES	
2635	B8HS	Q205
2636	B7HS	Q204
2653	B7HS	Q204
2654	B7HS	Q204
2655	B6HS	Q203
2656	B5HS	
2675	B-6L	
2676	B-6L	
2696	AB-7	
2697	AB-6	
2716	D6HA	
2735	D6HA	
2775	AB-6	
2795	C7HSA	
2796	C6HSA	
2954	BM7F	
2956	BM6F	
2974	BPM7A	
2976	BPMR7A	
3012	B8S	
3013	B7S	
3014	B6S	Q302
3017	B-4	
3035	AB-6	
3055	A6FS	
3116	AB-6	
3203	BPR6ES	
3204	BPR6ES	
3205	BPR5ES	
3206	BPR5ES	
3207	BPR5ES	
3224	BP6S	
3225	BP5S	
3226	BP5S	
3227	BP5S	
3245	BPR5EFS	
3246	BPR5EFS	
3265	BR6FS	
3266	BR5FS	
3267	BR5FS	
3303	BPR6FS	
3325	B-6L	
3327	B-4L	
3345	BMR7A	
3364	BPR6HS	Q214
3382	BR6S	
3383	BR6S	
3384	BR6S	
3386	BR6S	

AUTOLITE	→ NGK	Quick
3388	BR6S	
3404	AR6FS	
3423	B8S	
3426	BR6S	
3462	BR7ES	
3463	BR6ES	
3464	BR6ES	
3465	BR5ES	
3466	BR5ES	
3485	BR5HS	
3486	BR5HS	
3507	B-6L	
3565	BPR5EFS	
3624	BR6FS	
3625	BR6FS	
3627	BR5FS	
3666	B4-LM	
3684	BR7HS	Q211
3686	BR6HS	Q209
3702	BR9ES	Q208
3703	BR9ES	Q208
3705	BR6ES	
3706	BR6ES	
3724	BPR5EFS	
3924	BKR6ES	
3926	BKR5ES	
4043	BPR6ES-11	
4055	B7ES	
4056	B6ES	
4062	BR9ES	Q208
4063	BR9ES	Q208
4092	B7HS	Q204
4093	B7HS	Q204
4113	BP6HS	
4114	BP6HS	
4123	BPR6HS	Q214
4193	C7HSA	
4253	BP6ES	
4263	BPR6ES	
4265	BPR5ES	
4275	BP5S	
5224	BKR5E	

BERU	→ NGK	Quick
14F6DSR	BKR6ES	
14F6DU0R	BKR6ES	
14F7DU0R	BKR6ES	
14F8DU	BCP5ES	
14F8DU0	BCP5ES	
14F8DU4	BCP5ES	
14F8LUR	ZFR5F	
14F9DU0	BCP5ES	
14FR6DU	BKR6ES	



BERU	→ NGK	Quick
14FR7DU	BKR6ES	
14FR8DU	BKR5ES	
14FR8DUX	BKR5ES-11	
14FR8LU2	ZFR5F	
14KR6BU	BPR6FS	
14R5DU	BPR7ES	
14R6B	BPR6HS	Q214
14R6BU	BPR6HS	Q214
14R6D	BPR6ES	
14R6DU	BPR6ES	
14R6DUX	BPR6ES-11	
14R7B	BPR6HS	Q214
14R7BU	BPR6HS	Q214
14R7CU	BR6ES	
14R7D	BPR6ES	
14R7DU	BPR6ES	
14R7DUX	BPR6ES-11	
14R8DU	BPR5ES	
14R8DUX	BPR5ES-11	
14R9DU	BPR5ES	
14R9EU0	BR4-LM	
14R11F	BP-4	
14S5F	BPM7A	
14S7F	BPM6A	
14S8F	BPM6A	
14SR6F	BPMP6A	
14XAU	B6HS	Q203
14Z4AU	B8HS	Q205
14Z6A2	B6HS	Q203
14Z7AU	B7HS	Q204
95/14	B-4H	
95/14/3	B4ES	
95/14/3A	BP4ES	
95/14/5	B-4	
95/14/5A	BP-4	
95/14A	BP4HS	
95/18	AB-6	
125/14/3	B5ES	
125/14/3A	BP5ES	
143A1	B8HS	Q205
143AU	B8HS	Q205
144A1	B8HS	Q205
144A2	B7HS	Q204
144AU	B7HS	Q204
144B2	BP7HS	
144C2	B7ES	
145/1A	BP5HS	
145/14	B5HS	
145/14/3	B5ES	
145/14/3A	BP5ES	
145/14/5	B-4	
145/14/5A	BP5S	

BERU	→ NGK	Quick
145/14/5AMX	BPM6A	
145/18	AB-6	
145A	B7HS	Q204
145AU	B7HS	Q204
145B	BP7HS	
145BU	BP7HS	
145C	B7ES	
145E	B7S	
145F	BP6S	
146B	BP6HS	
146BU	BP6HS	
146C	B6ES	
146D	BP6ES	
146D1	BP6ES	
146DP0	BP6ES	
146DU	BP6ES	
147A	B6HS	Q203
147AU	B6HS	Q203
147B	BP6HS	
147BU	BP6HS	
147C	B6ES	
147CU	B6ES	
147D	BP6ES	
147DU	BP6ES	
147E	B6S	Q302
147F	BP6S	
148A	B5HS	
148AU	B5HS	
148B	BP5HS	
148BU	BP5HS	
148C	B5ES	
148C1	B6ES	
148D	BP5ES	
148DU	BP5ES	
148E	B-4	
148F	BP5S	
148LUR	ZGR5A	
149C	B5ES	
149D	BP5ES	
149DU	BP5ES	
149EU0	B4-LM	
160/14/3	B6ES	
175/14	B6HS	Q203
175/14/3	B6ES	
175/14/3A	BP6ES	
175/14/5	B6S	Q302
175/14/5A	BP6S	
175/14/5AMX	BPM6A	
175/14A	BP6HS	
175/18	AB-6	
184A1	AB-7	
184A2	AB-7	



BERU	→ NGK	Quick
185A	AB-7	
185AS	AB-7	
185AU	AB-7	
187A	AB-6	
187AU	AB-7	
188A	AB-6	
190/14Z	B6HS	Q203
200/14/3	B6ES	
200/14/3A	BP6ES	
200/14A	BP6HS	
215/14/3A	BP6ES	
225/14	B7HS	Q204
225/14/3	B7ES	
225/14/5	B7S	
225/14/5A	BP6S	
225/14/5AMX	BPM7A	
225/14A	BP7HS	
225/18	AB-7	
225/18S	AB-7	
240/14	B7HS	Q204
240/14/3	B7ES	
240/14A	BP7HS	
240/18	AB-7	
260/14	B8HS	Q205
280/14	B8HS	Q205
1410A	B-4H	
1410B	BP4HS	
1410C	B4ES	
1410D	BP4ES	
1410E	B-4	
1410F	BP-4	
1810A	AB-6	
1810AU	AB-6	
0001325701	BP5ES	
0001325705	BCP5ES	
0001330702	BP5ES	
0001330707	BCP5ES	
0001330717	ZFR5F	
0001330718	ZGR5A	
0001330725	BCP5ES	
0001330731	BCP5ES	
0001335702	BP6ES	
0001335707	B6ES	
0001335729	BKR6ES	
0001340702	BP6ES	
0001340723	BKR6ES	
0001340806	BKR6ES	
0001340903	BP6ES	
0001400701	B6HS	Q203
0001430700	BP5HS	
0001430701	B5HS	
0001435700	BP6HS	

BERU	→ NGK	Quick
0001435705	B6HS	Q203
0001440700	BP6HS	
0001445700	BP7HS	
0001445702	B7HS	Q204
0001450702	B8HS	Q205
0001529302	B-4	
0001820700	AB-6	
0001835700	AB-7	
0001845700	AB-7	
0002325700	BPR5ES	
0002330701	BPR5ES	
0002330702	BPR5ES-11	
0002330703	BKR5ES	
0002330704	BKR5ES-11	
0002330794	ZFR5F	
0002335701	BPR6ES	
0002335704	BR6ES	
0002335706	BPR6ES-11	
0002335707	BKR6ES	
0002340701	BPR6ES	
0002340702	BKR6ES	
0002340703	BPR6ES-11	
0002345701	BPR7ES	
0002435701	BPR6HS	Q214
0002515400	BP-4	
0002640701	BPR6FS	
0004525700	B4-LM	
0004525701	BR4-LM	
0004535402	BPM6A	
0004540401	BPMR6A	
0004545401	BPM7A	
D175/14	B6HS	Q203
D175/14/3	B6ES	
D200/14/3A	BP6ES	
D215/14/3	B7ES	
Z1	BP5ES	
Z3	ZGR5A	
Z4	ZFR5F	
Z5	BCP5ES	
Z8	BPR5ES, C7HSA	
Z9	BPR5ES-11	
Z10	BP6HS, C6HSA	
Z11	BP6ES	
Z12		
Z13	BKR6ES	
Z15	BKR6ES	
Z19	BPR6HS	Q214
Z20	BPR6ES	
Z21	BPR6ES-11	
Z22	BP6ES	
Z23	BKR6ES	



BERU	→ NGK	Quick
Z24	BKR6ES	
Z27	BPR6ES	
Z28	BPR6ES-11	
Z39	B8HS	Q205
Z40	B7HS	Q204
Z41	BP7HS	
Z47	BPR7ES	
Z48	BP6HS	
Z49	BPR6FS	
Z57	B6HS	Q203
Z58	B6ES	
Z59	BR6ES	
Z68	B5HS	
Z71	BCP5ES	
Z72	BKR5ES	
Z73	BKR5ES-11	
Z76	BP5ES	
Z79	BCP5ES	
Z82	BPR5ES	
Z83	B4-LM	
Z84	BR4-LM	
Z85	B6HS	Q203
Z86	AB-7	
Z87	AB-7	
Z88	AB-6	
Z100	BCP5ES	
Z104	BP6ES	
Z105	BKR6ES	
Z106	BP6MR6A	
Z107	BP-4	
Z112	B-4	
Z118	BP5HS	
Z132	BPM6A	
Z203	ZFR5F	
Z265	BPM7A	

BERU	→ NGK	Quick
14R6D		
148C1		
1410A		
1410D		
9514		
9518		
17514		
17518		
26014		
145143		
145145		
175143		

BOSCH	→ NGK	Quick
+1	BPR6ES	
+3	BPR5ES	

BOSCH	→ NGK	Quick
+6	BKR5ES	
+8	BKR6ES	
+10	BPR6HS	Q214
+12	BPR6ES	
+13	BKR6ES	
+14	BPR5EFS	
+15	BPR7ES	
+16	BPR5ES	
+19	BKR5ES-11	
+20	BPR5HS	
+21	BPR6ES-11	
+22	BPR5ES-11	
+25	BPR4FS	
+26	TR55	
+27	BPR5ES-11	
+34	ZGR5A	
0241050002	C6HSA	
0241209003	B-4H	
0241219536	BP-4	
0241219540	B-4H	
0241219541	B4ES	
0241219542	BP4ES	
0241219543	B-4H	
0241219554	B-4	
0241219555	BP4ES	
0241225013	BP5ES	
0241225545	BP5ES	
0241225547	B4ES	
0241225548	B-4	
0241225549	B5HS	
0241225550	BP5ES	
0241225551	B4-LM	
0241225556	BP5ES	
0241225574	BCPR4ES-11	
0241225582	BP5ES-11	
0241225585	ZGR5A	
0241225589	BM4A	
0241225590	B4-LM	
0241225593	BP5ES	
0241229059	ZGR5A	
0241229061	BP5ES	
0241229062	BP5ES	
0241229541	BM6F	
0241229560	BM6A	
0241229561	BPM6A	
0241229574	BP5ES	
0241229578	BP5HS	
0241229579	B5ES	
0241229580	B6S	
0241229588	BP5ES	
0241229593	BP5S	
0241229596	BP5ES-11	



BOSCH	→ NGK	Quick
0241229604	B5HS	
0241229612	B5HS	
0241229634	BCP5ES	
0241229639	ZFR5F	
0241229641	BP5HS	
0241229657	ZFR5F	
0241229684	BKR5ES	
0241229712	BCP5ES	
0241229713	BCP5ES	
0241229714	BP5HS	
0241229715	BP5ES	
0241229926	BP5ES	
0241235089	B6ES	
0241235098	B6ES	
0241235099	BPR6ES	
0241235563	BP6ES	
0241235564	BP6HS	
0241235566	BM6A	
0241235567	BPM6A	
0241235574	B6ES	
0241235594	B6S	
0241235602	BP6ES	
0241235607	B6HS-5	
0241235619	B6HS-5	
0241235623	BP6S	
0241235736	BKR6ES	
0241235754	BP6HS	
0241235755	BP6ES	
0241240530	BP6ES	
0241240532	BP6HS	
0241240539	BP6ES	
0241240587	BKR6ES	
0241240600	BM6A	
0241240601	BPM6A	
0241240603	B6HS	
0241240611	BP6ES	
0241245539	BM7F	
0241245553	BP7HS	
0241245554	BM7A	
0241245555	BPM7A	
0241245580	B7HS	
0241245581	B7ES	
0241245592	B7S	
0241245602	B7HS	
0241245603	B7ES	
0241245619	BP7HS	
0241245646	BP7HS-10	
0241245656	BP7HS	
0241248531	B8HS	
0241248540	B8HS	
0241256512	B8HS	
0241256519	B8HS	

BOSCH	→ NGK	Quick
0241319512	AB-6	
0241319513	AB-6	
0241329525	AB-6	
0241329526	AB-6	
0241335520	A6FS	
0241335524	AB-7	
0241335526	AB-7	
0241345512	AB-7	
0241350505	AB-7	
0242035500	CMR6H	
0242055501	CR7HSA	
0242055505	CR7HSA	
0242215502	BR4-LM	
0242219004	BR4HS	
0242219512	BP-4	
0242219513	BP-4	
0242219514	BR5FS	
0242219515	BR5FS	
0242219516	BPR4FS	
0242219519	BCPR4ES-11	
0242219520	BP-4	
0242225522	BR6S	
0242225523	BR5ES	
0242225524	BPR5ES	
0242225526	BP5S	
0242225527	BP5S	
0242225529	BR5FS	
0242225530	BR5FS	
0242225531	BPR4FS	
0242225533	BPR5EFS	
0242225536	BR6S	
0242225539	ZGR5A	
0242225548	BPR5ES-11	
0242225549	BCPR4ES-11	
0242225550	BPR5ES	
0242225553	BPR5ES	
0242225554	BPR5ES-11	
0242225563	BP5S	
0242225564	BP5S	
0242225571	TR5IX	
0242225573	BPR4FS	
0242225582	BKR5ES	
0242225599	BPR5ES	
0242225612	BMR4A	
0242225622	BPR4FS	
0242225623	TR55	
0242225624	BPR5ES-11	
0242225859	BPR5ES	
0242225861	BPR5ES	
0242229524	BR6S	
0242229525	BP5S	
0242229526	BR5FS	



BOSCH	→ NGK	Quick
0242229530	BKR5ES-11	
0242229531	BPR5ES	
0242229533	BR5ES	
0242229534	BR5HS	
0242229538	BPR5ES	
0242229543	BKR5ES-11	
0242229555	BPR5ES	
0242229556	BR5ES	
0242229557	BPR5ES-11	
0242229566	BPR5ES-11	
0242229568	BKR5ES	
0242229570	BPR5ES	
0242229587	BKR5ES	
0242229589	BPR5HS	
0242229594	BKR5ES	
0242229607	BPR5ES	
0242229610	BPR5HS	
0242229655	BPR5EFS	
0242229656	BPR5ES	
0242229657	BPR5HS	
0242229659	BKR5ES	
0242229660	BKR5ES-11	
0242229673	BKR5ES	
0242229687	BPR5ES-11	
0242229699	ZFR5F	
0242229779	ZGR5A	
0242229879	BPR5EFS	
0242229880	BPR5ES	
0242229881	BPR5HS	
0242229883	BKR5ES	
0242229884	BKR5ES-11	
0242229885	BPR5ES-11	
0242229888	BKR5ES	
0242229982	BPR5ES	
0242230806	ZFR5F	
0242235511	BPR6ES	
0242235522	BPR6HS	Q214
0242235529	BPR6ES	
0242235530	BPR6ES-11	
0242235532	BR6ES	
0242235533	BR6HS	
0242235535	BPR6HS	
0242235537	BPR6ES	
0242235546	BR6ES	
0242235551	BKR6ES	
0242235554	BR6S	
0242235556	BKR6ES	
0242235579	BKR6ES	
0242235587	BKR6ES	
0242235588	BKR6ES	
0242235597	BKR6ES	
0242235616	BKR6ES	

BOSCH	→ NGK	Quick
0242235624	BKR6ES	
0242235630	BPR6ES	
0242235651	BPMR6A	
0242235663	BPR6ES	
0242235665	BPR6HS	
0242235666	BKR6ES	
0242235707	BPR6ES-11	
0242235909	BPR6ES	
0242235911	BPR6HS	
0242235912	BKR6ES	
0242235915	BPR6ES-11	
0242235925	BKR6ES	
0242235930	BPR6ES	
0242240506	BPMR7A	
0242240511	BPR6ES	
0242240520	BPR6FS	
0242240521	BPR6ES	
0242240526	BKR6ES	
0242240530	BKR6ES	
0242240531	BPR6ES-11	
0242240532	BPR6ES-11	
0242240561	BPR6HS	
0242240576	BPMR7A	
0242240579	BPR6ES	
0242240582	BMR6A	
0242240592	BPR6ES	
0242240593	BKR6ES	
0242240605	BKR6ES	
0242240849	BPR6ES	
0242240850	BKR6ES	
0242240851	BKR6ES	
0242245517	BR7HS	
0242245519	BPR7ES	
0242245521	BR7ES	
0242245533	BPMR7A	
0242245537	BPR7ES	
0242245552	BPR7ES	
0242245557	BR7ES	
0242245812	BPR7ES	
0242255502	BR9ES	
D7AC	A6FS	
F000KE0P34	BPR6ES	
F000KE0P41	BKR5ES-11	
F6DCOR	BKR6ES	
F7DCOR	BKR6ES	
F7DER	BKR6ES	
F7LCR		
F8DC	BCP5ES	
F8DC0	BCP5ES	
F8DC0R	BKR5ES	
F8DC4	BCP5ES	
F8LCR	ZFR5F	





BOSCH	→ NGK	Quick
F8LCR2	ZFR5F	
F9DC0	BCPR4ES-11	
FQR8LEU2	ZFR5F	
FR6DC	BKR6ES	
FR6DC+	BKR6ES	
FR6DC2	BKR6ES	
FR7DC	BKR6ES	
FR7DC+	BKR6ES	
FR7DC0	BKR6ES	
FR7DC2	BKR6ES	
FR7DC4	BKR6ES	
FR7LC2	BKR6ES	
FR8DC	BKR5ES	
FR8DC+	BKR5ES	
FR8DC0	BKR5ES	
FR8DCX	BKR5ES-11	
FR8DCX+	BKR5ES-11	
FR8DE	BKR5ES	
FR8DX	BKR5ES-11	
FR9DC	BKR5ES	
FR9DCX	BCPR4ES-11	
FR10DCX	BCPR4ES-11	
H10C		
HR6BC	BPR6FS	
HR8AC	BR5FS	
HR8ACY	BR5FS	
HR8DC+	BPR5EFS	
HR9AC	BR5FS	
HR9ACY	BR5FS	
HR9BC	BPR4FS	
HR9BC+	BPR4FS	
HR9DC	BPR5EFS	
HR9DCY+	TR55	
HR10AC	BR5FS	
HR10ACY	BR5FS	
HR10BC	BPR4FS	
HS5E	BM7F	
HS8E	BM6F	
M4AC	AB-7	
M5AC	AB-7	
M7AC	AB-7	
M8AC	AB-6	
M8AC0	AB-6	
M10AC	AB-6	
M10AC0	AB-6	
U4AC	C6HSA	
UR3AC	CR7HSA	
USR7AC	CMR6H	
W3A	B8HS	Q205
W3A0	B8HS	Q205
W3AC	B8HS	Q205
W3AP	B8HS	Q205

BOSCH	→ NGK	Quick
W4A	B8HS	Q205
W4A1	B8HS	Q205
W4A2	B8HS	Q205
W4A5	B8HS	Q205
W4AC	B8HS	Q205
W4AP	B8HS	Q205
W4C2	B7ES	
W4C3	B7HS	Q204
W4E2	B7S	
W5A	B7HS	Q204
W5AC	B7HS	Q204
W5AP	B7HS	Q204
W5B	BP7HS	
W5BC	BP7HS	
W5BP	BP7HS	
W5C	B7ES	
W5CC	B7ES	
W5CP	B7ES	
W5E	B7S	
W5EC	B7S	
W5EP	B7S	
W6AC	B6HS	Q203
W6B	BP6HS	
W6BC	BP6HS	
W6BP	BP6HS	
W6D	BP6ES	
W6D1	BP6ES	
W6DC	BP6ES	
W7A	B6HS	Q203
W7A0	B6HS	Q203
W7AC	B6HS-5	
W7AO0	B6HS	Q203
W7AP	B6HS	Q203
W7B	BP6HS	
W7BC	BP6HS	
W7BP	BP6HS	
W7C	B6ES	
W7CC	B6ES	
W7CC0	B6ES	
W7CP	B6ES	
W7D0	BP6ES	
W7DC	BP6ES	
W7DCR	BPR6ES	
W7DP	BP6ES	
W7E	B6S	Q302
W7EC	B6S	Q302
W7EP	B6S	Q302
W7F	BP6S	
W7FC	BP6S	
W8A	B5HS	
W8A0	B5HS	
W8AC	B5HS	



BOSCH	→ NGK	Quick
W8AP	B5HS	
W8B	BP5HS	
W8BC	BP5HS	
W8BP	BP5HS	
W8C	B5ES	
W8C0	B5ES	
W8CC	B5ES	
W8CCX	B5ES	
W8CP	B5ES	
W8D	BP5ES	
W8DC	BP5ES	
W8DC0	BP5ES	
W8DCX	BP5ES-11	
W8DP	BP5ES	
W8DPX	BP5ES-11	
W8DX	BP5ES-11	
W8E	B6S	Q302
W8EC	B6S	Q302
W8F	BP5S	
W8FC	BP5S	
W8LCR	ZGR5A	
W8LPR	ZGR5A	
W9A	B-4H	
W9A0	B-4H	
W9AC	B5HS	
W9AC0	B5HS	
W9C	B4ES	
W9CC	B4ES	
W9D	BP5ES	
W9DC	BP5ES	
W9DC0	BP5ES	
W9DCX	BP5ES-11	
W9DP	BP5ES	
W9DPX	BP5ES-11	
W9E	B-4	
W9E0	B4-LM	
W9EC	B-4	
W9EC0	B4-LM	
W9F	BP5S	
W9FC	BP5S	
W9LC	ZGR5A	
W10A	B-4H	
W10AC	B-4H	
W10C	B4ES	
W10CC	B4ES	
W10D	BP4ES	
W10DC	BP4ES	
W10E	B-4	
W10EC	B-4	
W10F	BP-4	
W10FC	BP-4	
W12A	B-4H	

BOSCH	→ NGK	Quick
W12E	B-2	
W45T1	B-4H	
W45T3	B-4	
W95T1	B-4H	
W95T2	B4ES	
W95T3	B-4	
W95T6	BP-4	
W95T30	BP4ES	
W95TR6	BP-4	
W125T1	B-4H	
W125T2	B4ES	
W125T3	B-4	
W125T4	B-4H	
W125T6	BP5S	
W125T30	BP5ES	
W125TR2	BR5ES	
W125TR3	BR6S	
W125TR6	BP5S	
W125TR30	BPR5ES	
W145M1	B5HS	
W145M2	B5ES	
W145T1	B5HS	
W145T2	B5ES	
W145T3	B6S	Q302
W145T6	BP5S	
W145T11	B5HS	
W145T30	BP5ES	
W145T35	BP5HS	
W145TR2	BR5ES	
W145TR3	BR6S	
W145TR6	BP5S	
W145TR30	BPR5ES	
W160T2	B6ES	
W160T30	BP5ES	
W175T1	B6HS	Q203
W175T2	B6ES	
W175T3	B6S	Q302
W175T6	BP6S	
W175T7	BP6HS	
W175T30	BP6ES	
W175T35	BP6HS	
W175TR1	BR6HS	Q209
W175TR2	BR6ES	
W175TR30	BPR6ES	
W175TR35	BPR6HS	Q214
W175Z1	B6HS	Q203
W190M11S	BR6HIX	
W200T27	BP6ES	
W200T30	BP6ES	
W200T35	BP6HS	
W200TR30	BPR6ES	
W215T30	BP6ES	



BOSCH	→ NGK	Quick
W220T30	BP6ES	
W225T1	B7HS	Q204
W225T2	B7ES	
W225T3	B7S	
W225T7	BPR7HS	Q215
W225T35	BP7HS	
W225TR1	BR7HS	Q211
W225TR2	BR7ES	
W225TR30	BPR7ES	
W240M1	B8HS	Q205
W240MZ1	B8HS	Q205
W240T1	B8HS	Q205
W240T3	B7S	
W250T1	B8HS	Q205
W260M1	B8HS	Q205
W260MZ1	B8HS	Q205
W260T1	B8HS	Q205
W275T1	B8HS	Q205
W280MZ1	B8HS	Q205
WA95TR4	BR5FS	
WA95TR40	BPR4FS	
WA125TR4	BR5FS	
WA125TR30	BPR5EFS	
WA125TR40	BPR4FS	
WA145TR4	BR5FS	
WA200TR40	BPR6FS	
WAK145T3	BM6F	
WAK225T3	BM7F	
WKA145T3	BM6A	
WKA145T6	BPM6A	
WKA145TR6	BPMR6A	
WKA175T3	BM6A	
WKA175T6	BPM6A	
WKA200TR6	BPMR6A	
WKA225T3	BM7A	
WKA225T6	BPM7A	
WR3CC	BR9ES	Q208
WR5A	BR7HS	Q211
WR5AC	BR7HS	Q211
WR5C	BR7ES	
WR5CC	BR7ES	
WR5DC	BPR7ES	
WR5DC+	BPR7ES	
WR6BC	BPR6HS	Q214
WR6DC	BPR6ES	
WR6DC+	BPR6ES	
WR6DCX	BPR6ES-11	
WR7A	BR6HS	Q209
WR7AC	BR6HS	Q209
WR7BC	BPR6HS	Q214
WR7BC+	BPR6HS	Q214
WR7C	BR6ES	

BOSCH	→ NGK	Quick
WR7CC	BR6ES	
WR7DC	BPR6ES	
WR7DC+	BPR6ES	
WR7DC2	BPR6ES	
WR7DCX	BPR6ES-11	
WR7DCX+	BPR6ES-11	
WR7EC	BR6S	
WR7F	BP6S	
WR8AC	BR5HS	
WR8BC	BPR5HS	
WR8BC+	BPR5HS	
WR8C	BR5ES	
WR8CC	BR5ES	
WR8DC	BPR5ES	
WR8DC+	BPR5ES	
WR8DC0	BPR5ES	
WR8DC4	BPR5ES	
WR8DCX	BPR5ES-11	
WR8DCX+	BPR5ES-11	
WR8E	BR6S	
WR8EC	BR6S	
WR8EP	BR6S	
WR8F	BP5S	
WR8FC	BP5S	
WR8FP	BP5S	
WR8FPY	BP5S	
WR8LC+	ZGR5A	
WR9A0	BR5HS	
WR9C	BR5ES	
WR9CC	BR5ES	
WR9DC	BPR5ES	
WR9DC+	BPR5ES	
WR9DCX	BPR5ES-11	
WR9DCX+	BPR5ES-11	
WR9E	BR6S	
WR9E0	BR6S	
WR9EC	BR6S	
WR9EC0	BR6S	
WR9F	BP5S	
WR9FC	BP5S	
WR9FCY	BP5S	
WR9FY	BP5S	
WR9LC	ZGR5A	
WR9LS	ZGR5A	
WR10A	BR4HS	
WR10AC	BR4HS	
WR10E	BR6S	
WR10F	BP-4	
WR10FC	BP-4	
WR10FCY	BP-4	
WR10FY	BP-4	
WR11E0	BR4-LM	



BOSCH	→ NGK	Quick
WS5E	BM7A	
WS5F	BPM7A	
WS6E	BM6A	
WS6F	BPM6A	
WS7E	BM6A	
WS7F	BPM6A	
WS8E	BM6A	
WS8F	BPM6A	
WS9EC	BM4A	
WSR5F	BPMR7A	
WSR6E	BMR6A	
WSR6F	BPMR7A	
WSR7F	BPMR6A	
WSR9E	BMR4A	
WSR9EC	BMR4A	

BRISK	→ NGK	Quick
D17Y	BCP5ES	
D17YC	BCP5ES	
DR12YC	BKR7E	
DR14YC	BKR7E	
DR15YC	BKR6ES	
DR15Z	BKR6ES	
DR17YC	BKR5ES	
GR17YC	BPR5EFS	
J17	B4-LM	
J19	B2-LM	
JR17	BR4-LM	
JR19	BR2-LM	Q310
K15YC	BP6S	
K17C	B6S	Q302
K17Y	BP5S	
K19	B-4	
L12Y		
L14		
L15	B7ES	
L15C	B7ES	
L15Y	BP6ES	
L15YC	BP6ES	
L17	B6ES	
L17C	B6ES	
L17Y	BP5ES	
L17YC	BP5ES	
L19C	B5ES	
LR14YC	BPR7ES	
LR14ZC	BPR7ES	
LR15YC	BPR6ES	
LR15Z	BPR6ES	
LR15Z1	BPR6ES-11	
LR17YC	BPR5ES	
N12Y		
N12YC		
N14	B8HS	Q205

BRISK	→ NGK	Quick
N14C	B8HS	Q205
N14Y	BP7HS	
N14YC	BP7HS	
N15	B7HS	Q204
N15C	B7HS	Q204
N15Y	BP6HS	
N15YC	BP6HS	
N17	B6HS	Q203
N17C	B6HS	Q203
N17Y	BP5HS	
N17YC	BP5HS	
N19	B5HS	
N19C	B5HS	
NR15YC	BPR6HS	Q214
P15	BM7A	
P15Y	BPM7A	
P17	BM6A	
P17Y	BPM6A	
PR15Y	BPMR7A	
PR17Y	BPMR6A	
U15	BM7F	
U17	BM6F	
UR17	BMR6F	

CGI	→ NGK	Quick
F6TC	BP5ES	

CHAMPION	→ NGK	Quick
318		
404		
BL6	BR6FS	
BL8	BR6FS	
C9MCC	ZFR5F	
C11YCC	BCP5ES	
CJ3	BM7A	
CJ4	BM7A	
CJ6	BM7A	
CJ7Y	BPM7A	
CJ8	BM6A	
CJ8Y	BPM6A	
CJ11	BM6A	
CJ14	BM4A	
CJ17LM	B4-LM	
CJ86	BM6A	
D6	BPR5ES	
D9	AB-6	
D9J	AB-6	
D10	AB-6	
D14	AB-6	
D16	AB-6	
D16J	AB-6	
D21	AB-6	
D23	AB-6	





CHAMPION	→ NGK	Quick
DJ6J	BM7F	
DJ7J	BM6F	
DJ7Y	BPM6F	
DJ8J	BM6F	
EON1	BKR6ES	
EON2	BKR5ES	
EON3	BPR5EFS	
EON5	BPR6ES	
EON6	BPR5ES	
F10	A6FS	
F10C	A6FS	
G2		
H03	B6S	Q302
H8	B-6L	
H8C	B-6L	
H8J	B-6L	
H10	B-6L	
H10C	B-6L	
H10J	B-6L	
H11	B-4L	
H12	B-4L	
J4	B7S	
J4C	B7S	
J4J	B7S	
J5	B7S	
J6	B6S	Q302
J6C	B6S	Q302
J6J	B6S	Q302
J7	B6S	Q302
J7J	B6S	Q302
J8	B6S	Q302
J8C	B6S	Q302
J8J	B6S	Q302
J10Y	BP6S	
J11	B-4	
J11C	B-4	
J11J	B-4	
J11Y	BP5S	
J12J	B-2	
J12Y	BP5S	
J12YC	BP5S	
J13Y	BP5S	
J14	B-2	
J14J	B-2	
J14Y	BP5S	
J14YC	BP5S	
J17LM	B4-LM	
J18Y	BP-4	
J18YC	BP-4	
J19LM	B2-LM	
K9	AB-7	
K13	AB-6	

CHAMPION	→ NGK	Quick
K15J	AB-6	
L4J	B7HS	Q204
L5	B7HS	Q204
L7J	B6HS	Q203
L9G	BR6HIX	
L9J	B6HS	Q203
L10	B6HS	Q203
L12Y	BP5HS	
L14	B-4H	
L15Y	BP4HS	
L64Y	BP7HS	
L66Y	BP6HS	
L77J	B7HS	Q204
L77JC	B7HS	Q204
L78	B7HS	Q204
L78C	B7HS	Q204
L78YC	BP7HS-10	
L81	B7HS	Q204
L81Y	BP7HS	
L82	B6HS	Q203
L82C	B6HS	Q203
L82Y	BP6HS	
L82YC	BP6HS	
L82YCC	BP6HS	
L85	B6HS	Q203
L85Y	BP6HS	
L86	B6HS	Q203
L86C	B6HS	Q203
L86CC	B6HS	Q203
L87Y	BP6HS	
L87YCC	BP6HS	
L90	B5HS	
L90C	B5HS	
L92Y	BP5HS	
L92YC	BP5HS	
L95Y	BP4HS	
L288	B5HS	
N4	B7ES	
N4C	B7ES	
N5	B6ES	
N5C	B6ES	
N6	B6ES	
N7	B7ES	
N7Y		
N8	B6ES	
N8Y	BP6ES	
N9Y	BP6ES	
N9YCC	BP6ES	
N9YCE	BP5ES	
N9YCX	BP6ES	
N10Y	BP6ES	
N10YC	BP5ES	



CHAMPION	→ NGK	Quick
N11Y	BP5ES	
N11YC	BP5ES	
N11YC4	BP5ES-11	
N11YCC	BP5ES	
N12Y	BP5ES	
N12YC	BP5ES	
N12YCC	BP5ES	
N13Y	BP5ES	
N14Y	BP5ES	
N16Y	BP4ES	
N16YC	BP4ES	
N21	B4ES	
N66Y	BP6ES	
N79Y	BP6ES	
N89GY	BP6ES	
N89Y	BP5ES	
N92Y	BP4ES	
N281YC	BP6ES	
N288	B5ES	
OBL9Y	BPR6FS	
OE001	BP6ES	
OE004	BPR6ES	
OE005	BKR6ES	
OE006	BPR6ES	
OE007	BP6HS	
OE008	BPR7ES	
OE013	BKR5ES	
OE015	BP5ES	
OE016	BKR6ES	
OE018	BPR7ES	
OE022	BP6ES	
OE034	BKR6ES	
OE037	B6HS	Q203
OE038	BP6HS	
OE041	ZFR5F	
OE042	BPR5ES	
OE045	BPR5ES	
OE048	BPR6ES-11	
OE049	BPR5ES-11	
OE051	BPR5ES	
OE055	BP5ES	
OE057	BCP5ES	
OE059	BP5HS	
OE064	BPR6HS	Q214
OE065	BP5ES	
OE070	BP6HS	
OE071	BPR6HS	Q214
OE074	B6ES	
OE079	B7ES	
OE086	BR6HS	Q209
OE088	BKR5E	
OE091	BR9ES	Q208

CHAMPION	→ NGK	Quick
OE093	BKR5EZ	
OE096	B6HS	Q203
OE098	BR7ES	
OE104	BP6HS	
OE106	BP5ES	
OE111	BPR6ES	
OE119	BKR6ES	
OE127	BKR5E	
OE151	BPR5EFS	
OE152	BKR5E-11	
OE162	BR6ES	
OE168	TR5IX	
OE171	BPR6FS	
OJ11Y	BP6S	
OJ12Y	BP5S	
OJ13Y	BP5S	
ON11Y	BP5ES	
ON12Y	BP5ES	
P8Y	D6HA	
P10Y	D6HA	
PL9YC	BP6HS	
PRZ9HC	CR7HSA	
PZ7HC	C7HSA	
PZ9HC	C6HSA	
QC12YC	BKR5ES	
QJ17LM	BR4-LM	
QJ19LM	BR2-LM	Q310
QL7J5	BR6HS	Q209
QL77J4	BZ7HS-10	
QL78C	BR7HS	Q211
QL78YC	BPR7HS	Q215
QL82C	BR6HS	Q209
QL82YC	BPR6HS	Q214
QL86	BR6HS	Q209
QL86C	BR6HS	Q209
QL87YC	BPR6HS	Q214
QN2	BR9ES	Q208
QN2C	BR9ES	Q208
RA8GHC	DCPR6E	
RBL8	BR6FS	
RBL9Y	BPR6FS	
RBL12	BR5FS	
RBL15Y	BPR4FS	
RBL16Y	BPR4FS	
RBL17Y	BPR4FS	
RBL86	BR6FS	
RBL126	BR5FS	
RBN12Y	BPR5EFS	
RBN13Y	BPR5EFS	
RBN14Y	BPR5EFS	
RC7YC3	BKR7E	
RC8YCC	BKR6ES	



CHAMPION	→ NGK	Quick
RC8YCL	BKR6ES	
RC9YCC	BKR6ES	
RC10YCC	BKR6ES	
RC10YCL	BKR5EZ	
RC12LYC	ZFR5F	
RC12YC	BKR5ES	
RC14YC	BKR5ES	
RC14YC4	BKR5E-11	
RC87YC	BKR6ES	
RC89YCC	BKR5EZ	
RCJ4	BMR7A	
RCJ6	BMR7A	
RCJ7Y	BPMR7A	
RCJ501H	BPMR4A	
RD9	AB-6	
RD14	AB-6	
RD16	AB-6	
RD16J	AB-6	
RDJ6J	BM7F	
RDJ7J	BMR6F	
RDJ7Y	BPMR6F	
RDJ8J	BMR6F	
RE10YC4	BKR5ES-11	
RF10	AR6FS	
RF10C	AR6FS	
RH10C	B-6L	
RH18Y	B-4L	
RJ6	BR6S	
RJ6C	BR6S	
RJ6J	BR6S	
RJ7	BR6S	
RJ8	BR6S	
RJ8C	BR6S	
RJ8J	BR6S	
RJ10Y	BP6S	
RJ11	BR6S	
RJ11Y	BP5S	
RJ12	BR6S	
RJ12Y	BP5S	
RJ12YC	BP5S	
RJ14Y	BP5S	
RJ14YC	BP5S	
RJ17LM	BR4-LM	
RJ18Y	BP-4	
RJ18YC	BP-4	
RJ19LMC	BR2-LM	Q310
RJ20Y	BP-4	
RL4J	BR7HS	Q211
RL7J	BR6HS	Q209
RL12Y	BPR6HS	Q214
RL19	BR5HS	
RL77J	BR7HS	Q211

CHAMPION	→ NGK	Quick
RL78	BR7HS	Q211
RL78C	BR7HS	Q211
RL82	BR6HS	Q209
RL82C	BR6HS	Q209
RL82Y	BPR6HS	Q214
RL82YC	BPR6HS	Q214
RL82YCC	BPR6HS	Q214
RL85	BR6HS	Q209
RL86	BR6HS	Q209
RL87Y	BPR6HS	Q214
RL87YC	BPR6HS	Q214
RL90	BR5HS	
RL95YC	BPR5HS	
RN2	BR9ES	Q208
RN4	BR7ES	
RN4C	BR7ES	
RN5	BR6ES	
RN5C	BR6ES	
RN6	BR6ES	
RN7Y	BPR7ES	
RN7YC	BPR7ES	
RN7YCC	BPR7ES	
RN8	BR5ES	
RN9Y	BPR6ES	
RN9YC4	BPR6ES-11	
RN9YCC	BPR6ES	
RN10Y	BPR6ES	
RN10Y4	BPR6ES-11	
RN10YC	BPR6ES	
RN11Y	BPR5ES	
RN11YC4	BPR5ES-11	
RN11YCC	BPR5ES	
RN12Y	BPR5ES	
RN12YC	BPR5ES	
RN12YC4	BPR5ES-11	
RN12YCC	BPR5ES	
RN14Y	BPR5ES	
RN16Y	BPR4ES	
RS12YC	BPR5EFS	
RS13LYC	TR4	
RS14LYC	TR4	
RS15LYC	TR4	
RS16YC	TR4	
RS17YX	TR4	
RV8C	BR6FS	
RV8C6	BR6FS	
RV9YC	BPR6FS	
RV12C	BR5FS	
RV12C6	BR5FS	
RV15YC	BPR4FS	
RV17YC	BPR4FS	
RV91MC	BR6FS	



CHAMPION	→ NGK	Quick
RZ96C	CR7HSA	
RZN12Y	BPR5EFS	
RZN12Y5	BPR5EFS	
UD16	AB-6	
UJ2J	B8S	
UJ4J	B7S	
UJ6	B6S	Q302
UJ8	B6S	Q302
UJ12	B-2	
UJ81C	B7S	
UJ81J	B7S	
UK10	AB-6	
UL4J	B7HS	Q204
UL81C	B7HS	Q204
UL81J	B7HS	Q204
UL82Y	BP7HS	
UN79Y	BP6ES	
XC92YC	BKR5E	
XJ10Y	BP6S	
Y82	CM-6	
Z8	C7HSA	
Z10	C6HSA	
Z12	C6HSA	

DENSO	→ NGK	Quick
3013	BPR4EY	
3226		
3245		
3246		
3303		
3345	BPR5ES	
4093		
D2	BPR6ES	
D3	BPR6HS	Q214
D4	BP6ES	
D6	BPR5ES	
D8	BP5ES	
D9	BPR5EY	
D10		
D12	BKR6E	
D13	BPR6ES-11	
D14		
D15	ZGR5A	
D18	BP6HS	
D19	BPR7ES	
D21	BKR5E-11	
D22	BKR6E	
D23		
D24	BP5EY	
D26	BPR6EY	
D54	B5ES	
D55	B6ES	
D56	B7ES	

DENSO	→ NGK	Quick
D57	B5HS	
D58	B6HS	Q203
D59	BPR5EFS	
D66	BR5FS	
D67	BPR6FS	
D69	BPR6FS	
D71	BP5HS	
D73	BPR4FS	
D74	BP7HS	
D77	BKR5E	
D85	BP4ES	
D93	BP5S	
D100	BPR5ES-11	
D136	BR7ES	
D140	BPR4ES	
D144	BR6FS	
D148	BKR7E	
I25	TR5IX	
J16CRU	ZGR5A	
J16CU	BPR5EY	
K14PRU11	BKR4E-11	
K14PU11	BKR5E-11	
K16PRU	BKR5E	
K16PRU11	BKR5E-11	
K16PRUR	BKR5E	
K20PRU	BKR6E	
K20PRUR	BKR6E	
K22PRU	BKR7E	
K22PRUR	BKR7E	
L14U	AB-6	
MA20RU	AR6FS	
MA20RU11	AR6FS	
P15		
P17		
Q20PRU	BKR6E	
S42		
T14PRU	BPR4FS	
T16EPRU	BPR5EFS	
T16RU	BR5FS	
T16RU15	BR5FS	
T20MPU	BPM6F	
T20MU	BM6F	
T20PRU	BPR6FS	
T20PRU15	BPR6FS	
T20RU	BR6FS	
T20RU15	BR6FS	
T22MU	BM7F	
U14FSRUB	CR4HSB	
U16FSRUB	CR5HSB	
U16FSUB	C5HSB	
U20FS	C6HSA	
U20FSL	C6HSA	



DENSO	→ NGK	Quick
U20FSRU	CR6HSA	
U20FSU	C6HSA	
U20MU	CM-6	
U21FB	C6HSA	
U22FS	C7HSA	
U22FSL	C7HSA	
U22FSRU	CR7HSA	
U22FSU	C7HSA	
W9	B-2	
W9EXRU	BPR2ES	
W9LMRUS	BR2-LM	Q310
W9LMUS	B2-LM	
W9P	BP-4	
W9PRU	BP-4	
W9PU	BP-4	
W9U	B-2	
W14EPRU	BPR4ES	
W14EPU	BP4ES	
W14EXRU	BPR4EY	
W14F	B-4H	
W14FPL	BP4HS	
W14FPRL	BPR4HS	
W14FPRUL	BPR4HS	
W14FPRUL10	BPR4HS-10	
W14FPU	BP-4H	
W14FPUL	BP4HS	
W14FPUL10	BP4HS-10	
W14FRU	BR4HS	
W14FU	B-4H	
W14FU10	B-4H-10	
W14LMRUS	BR4-LM	
W14LMU	B4-LM	
W14LMUS	B4-LM	
W14MPRU10	BPMR4A	
W14MRU	BMR4A	
W14MU	BM4A	
W14MUS	BM4A	
W14P	BP5S	
W14PRU	BP-4	
W14PU	BP-4	
W14U	B-4	
W14U10	B-4	
W14US	B-4	
W16EPB	BP5EY	
W16EPRU	BPR5ES	
W16EPRU11	BPR5ES-11	
W16EPU	BP5ES	
W16EPU10	BP5ES-11	
W16ES	B5ES	
W16ESL11	BR5ES	
W16ESRL	BR5ES	
W16ESRU	BR5ES	

DENSO	→ NGK	Quick
W16ESU	B5ES	
W16ETL	BPR5EY	
W16EX	BP5EY	
W16EXRU	BPR5EY	
W16EXU	BP5EY	
W16FPRU	BPR5HS	
W16FPU	BP5HS	
W16FS	B5HS	
W16FSU	B5HS	
W16PRU	BP5S	
W16PU	BP5S	
W17	B6S	Q302
W17ES	BR6ES	
W17FP	BP6HS	
W17P	BP6S	
W17PRU	BP6S	
W17PU	BP6S	
W20EPRU	BPR6ES	
W20EPRU10	BPR6ES-11	
W20EPRU11	BPR6ES-11	
W20EPU	BP6ES	
W20ES	B6ES	
W20ESL	BR6ES	
W20ESR	BR6ES	
W20ESRL	BR6ES	
W20ESU	B6ES	
W20EXRU	BPR6EY	
W20FPRU	BPR6HS	Q214
W20FPRU10	BPR6HS-10	
W20FPRUL10	BPR6HS-10	
W20FPU	BP6HS	
W20FSGU	BR6HIX	
W20FSRU	BR6HS	Q209
W20FSU	B6HS	Q203
W20FSZU	BR6HIX	
W20M	BM6A	
W20MPRU10	BPMR6A-10	
W20MPU	BPM6A	
W20MRU	BMR6A	
W20MU	BM6A	
W20MUS	BM6A	
W20PRU	BP6S	
W20PU	BP6S	
W20S	B6S	Q302
W20SRU	BR6S	
W20SU	B6S	Q302
W22	B7S	
W22EPRU	BPR7ES	
W22ESL	BR7ES	
W22ESRL	BR7ES	
W22ESRU	BR7ES	
W22ESU	B7ES	



DENSO	→ NGK	Quick
W22FPRU	BPR7HS	Q215
W22FPU	BP7HS	
W22FPU10	BP7HS-10	
W22FPUS	BP7HS	
W22FS	B7HS	Q204
W22FSRU	BR7HS	Q211
W22FSU	B7HS	Q204
W22M	BM7A	
W22MPRU	BPMR7A	
W22MPU	BPM7A	
W22MPUS	BPM7A	
W22MU	BM7A	
W22MUS	BM7A	
W22S	B7S	
W22SU	B7S	
W24	B8S	
W24FSU	B8HS	Q205
W24S	B8S	
W24SU	B8S	
W27ESRU	BR9ES	Q208
WA20M	BM6F	
WA20MU	BM6F	
WA22M	BM7F	
WA22MU	BM7F	
X20FSU	D6HA	
XU20EPRU	DCPR6E	
XU22EPR	DCPR7E	
XU22EPRU	DCPR7E	

ENKER	→ NGK	Quick
F45CP	BP4HS	
F50C	B5HS	
F55CP	BP5HS	
F65CP	BP6HS	
F75C	B6HS	Q203
F80C	B7HS	Q204
F85CP	BP7HS	
F100C	B8HS	Q205
FA50	B-4L	
FA70	B-6L	
FE30C	B4ES	
FE35CP	BP4ES	
FE45CP	BP5ES	
FE50C	B5ES	
FE55CP	BP5ES	
FE65CP	BP6ES	
FE70C	B6ES	
FE75C	B7ES	
FS20	B-2	
FS30	B-4	
FS50CP	BP5S	
FS55CP	BP6S	
FS70	B6S	Q302

ENKER	→ NGK	Quick
FS75C	B7S	
FS80	B8S	
FSC50C	BM6A	
FSC50P	BPM6A	
FSC70P	BPM6A	
FSC75CP	BPM7A	
M60	AB-6	
M75	AB-7	
SFE55CP	BKR5ES	
SFE65CP	BKR6ES	
SFE65CPR	BPR5ES	
T70	C6HSA	
T90	C7HSA	

EYQUEM	→ NGK	Quick
30AM	B-4L	
50AM	B-6L	
50M	B5HS	
70M	B6HS	Q203
75LM	B6ES	
75M	B6HS	Q203
100M	B8HS	Q205
200	B-4H	
202CT	B2-LM	
300AM	B-4L	
400J	BR5FS	
406	BP6HS	
450L	B5ES	
480CS	BP5S	
500AM	B-6L	
500C	B6S	Q302
500CJT	BM6F	
500CM	B6S	Q302
500CS	BP5S	
500CT	BM6A	
500J	BR6FS	
500JS	BPR4FS	
500M	B5HS	
502CT	B4-LM	
520CS	BP5S	
550CS	BP5S	
550LS	BP5ES	
550S	BP4HS	
580LS	BP5ES	
580S	BP4HS	
600CS	BP5S	
600JS	BPR6FS	
600L	B6ES	
600LS	BP6ES	
600S	BP5HS	
700	B6HS	Q203
700CM	B6S	Q302
700CTS	BPM6A	



EYQUEM	→ NGK	Quick
705L	B6ES	
705S	BP6HS	
707LS	BP6ES	
750	BP6HS	
750L	B6ES	
750LS	BP6ES	
755	B6HS	Q203
755CJT	BM7F	
755CM	B6S	Q302
755CT	BM7A	
755L	B6ES	
755LS	BP6ES	
755M	B6HS	Q203
755S	BP6HS	
775SX	BP6HS	
775X	B6HS	Q203
800L	B6ES	
800LS	BP6ES	
802L	B6ES	
805L	B6ES	
850	B7HS	Q204
1000	B8HS	Q205
1000CM	B7S	
1000M	B8HS	Q205
C32	B5HS	
C32LS	BP5ES	
C32S	BP5HS	
C42S	BP6HS	
C52LS	BP5ES	
C62	B7HS	Q204
C62LS	BP6ES	
C62S	BP7HS	
D775	D6HA	
FC42LS	BCP5ES	
FC52LS	BCP5ES	
K200M	AB-6	
K300M	AB-6	
K500M	AB-6	
K600M	AB-6	
K750M	AB-7	
R850	BR7HS	Q211
RC42S	BPR6HS	Q214
RC52LS	BPR5EY	
RC52LZE	ZGR5A	
RC62LS	BPR6ES	
RC62LS5	BPR6ES-11	
RC62S	BPR7HS	Q215
RC82LS	BPR7ES	
RFC42LS	BKR5ES	
RFC52LS	BKR5ES	
RFC52LS5	BKR5ES-11	
RFC52LZE	ZFR5F	

EYQUEM	→ NGK	Quick
RFC52LZK	BKR5EZ	
RFC58LS	BKR6ES	
T850	C7HSA	

ISOLATOR	→ NGK	Quick
6B	BP6HS	
7A	B6HS	Q203
7B	BP6HS	
7D	BP6ES	
FM14145/2	BP5ES	
FM14175/2	BP6ES	
FM14200/2	BP6ES	
M1495	B-4H	
M14145	B5HS	
M14175	B6HS	Q203
M14175/2	B6ES	
M14225	B7HS	Q204
M14240	B8HS	Q205
M18225	AB-7	
M18240	AB-7	
PM14225	BP7HS	
U8D	BCP5ES	
ZM14260	B8HS	Q205

IVP	→ NGK	Quick
BP6C	BP4HS	
BV	B5HS	

JENN FENG	→ NGK	Quick
9111310002	BPMR6F	
9295310002	BPMR6F	
9295310502	CMR7H	
9295320001	BMR6F	
9295331501	BPMR7A	

LETRIKA	→ NGK	Quick
FS70	B6S	
FS75C	BPM7A	
M60	AB-6	
M75	AB-7	

LODGE	→ NGK	Quick
2H	B7HS	Q204
2HA	B6S	Q302
2HAN	B8S	
2HL	B7ES	
2HL10	C7HSA	
2HLE	B7ES	
2HLN	B7ES	
2HN	B7HS	Q204
2HNY	BP7HS	
2XL	BP6ES	
3HAN	B8S	
3HN	B8HS	Q205
15HLNY	BP6ES	



LODGE	→ NGK	Quick
25HL	BPR7ES	
25XL	BP6ES	
BAN	B-4	
BANY	BP5S	
BBANY	BP-4	
BBL	AB-6	
BBNY	BP-4H	
BL14	B4ES	
BLN	B4ES	
BLNY	BP5ES	
BLTY	BPR5EFS	
BN	B-4H	
BNY	BP-4H	
C14	B5HS	
CAN	B6S	Q302
CANB	BPM6A	
CANC	BM6A	
CANY	BP6S	
CC14	B6HS	Q203
CL10	C6HSA	
CL14	B5ES	
CLN	B6ES	
CLN14P	B5ES	
CLNH	B5ES	
CLNY	BP5ES	
CN	B5HS	
CNY	BP5HS	
CSN	B-4L	
CV	AB-6	
H	B6HS	Q203
H12	D6HA	
H14	B7HS	Q204
H18	AB-7	
HA	B7S	
HAM	B7S	
HAN	B7S	
HB12	D6HA	
HBAN	B6S	Q302
HBLN	B5ES	
HBN	B5HS	
HBSN	B-6L	
HBV	AB-6	
HL	B6ES	
HL14	B6ES	
HLE	B6ES	
HLN	B6ES	
HLNP	B6ES	
HLNY	BP6ES	
HN	B6HS	Q203
HN14	B7HS	Q204
HNY	BP6HS	
HTN	A6FS	

LODGE	→ NGK	Quick
HV	AB-7	
LUX	→ NGK	Quick
310302	BPMR7A	
MAGNETI M.	→ NGK	Quick
7LCR	BKR6E	
7LPR	BKR6E	
061830085304	BPR7ES	
061830086304	BKR6E	
061830210304	BP6ES	
061830211304	BPR6ES	
AW5C	BM6A	
AW56C	BM7A	
CM3N	AB-6	
CM4N	AB-6	
CM5N	AB-6	
CM6N	AB-7	
CU7N	C7HSA	
CW2C	B-2	
CW2CJ	B-2	
CW2L	B4ES	
CW2N	B-4H	
CW3C	B-4	
CW3CJ	B-4	
CW3CP	BP-4	
CW3L	B4ES	
CW3N	B-4H	
CW4A	B5ES	
CW4C	B-4	
CW4CJ	B-4	
CW4CP	BP-4	
CW4L	B4ES	
CW4LP	BP4ES	
CW4N	B-4H	
CW4NJ	B-4H	
CW5C	B-4	
CW5CP	BP5S	
CW5L	B5ES	
CW5LJ	B5ES	
CW5LP	BP5ES	
CW5LS	B5ES	
CW5LSZ	B5ES	
CW5N	B5HS	
CW5NJ	B5HS	
CW5NP	BP5HS	
CW5NR	BR5HS	
CW5NS	B5HS	
CW5NSZ	B5HS	
CW6C	B6S	Q302
CW6CE	BM6A	
CW6CJ	B6S	Q302
CW6L	B5ES	



MAGNETI M.	→ NGK	Quick
CW6LJ	B5ES	
CW6LP	BP5ES	
CW6LR	BR5ES	
CW6LS	B5ES	
CW6LSZ	B5ES	
CW6N	B6HS	Q203
CW6NE	BM6A	
CW6NJ	B6HS	Q203
CW6NP	BP6HS	
CW6NPR	BPR6HS	Q214
CW6NR	BR6HS	Q209
CW7C	B6S	Q302
CW7L	B6ES	
CW7LCR	BKR6E	
CW7LJ	B6ES	
CW7LP	BP6ES	
CW7LPH	BP6ES	
CW7LPR	BPR6ES	
CW7LR	BR6ES	
CW7N	B6HS	Q203
CW7NJ	B6HS	Q203
CW7NP	BP6HS	
CW7NPR	BPR6HS	Q214
CW7NR	BR6HS	Q209
CW8CJ	B7S	
CW8L	B7ES	
CW8LJ	B7ES	
CW8LPR	BPR7ES	
CW8N	B7HS	Q204
CW8NP	BP7HS	
CW8NR	BR7HS	Q211
CW9N	B8HS	Q205
CW25N	B-4H	
CW55N	B5HS	
CW67L	B6ES	
CW67LP	BP6ES	
CW67N	BP6HS	
CW67NJ	B6HS	Q203
CW67NR	BR6HS	Q209
CW67P	BP5ES	
CW75LP	BP6ES	
CW78L	B6ES	
CW78LP	BP6ES	
CW78LPR	BPR6ES	
CW78LPS	BP6ES	
CW225A	B6HS	Q203
CW250A	B7HS	Q204
CW260N	B7HS	Q204
CWC6NJ	B6HS	Q203
CWC7NJ	B6HS	Q203
CWC9NJ	B7HS	Q204
CWC12NJ	B8HS	Q205

MAGNETI M.	→ NGK	Quick
CWC67NJ	B6HS	Q203
CWP5N	BR6HIX	
CWP6N	BR6HIX	
CWP7N	BR6HIX	
CX6N	D6HA	
DW4CJR	BR6S	
F6NC	BP5HS	
F6NCR	BPR5HS	
F7LC	BP6ES	
F7LCR	BPR6ES	
F7NC	BP6HS	
F7NCR	BPR6HS	Q214
F8LCR	BPR7ES	
FC6N	B5HS	
FC7N	B6HS	Q203
SW5C	BM6F	
TW78NPR	BPR6FS	

MARCHAL	→ NGK	Quick
2/33H	B7ES	
4N	B7HS	Q204
5H	B7ES	
5N	BP6HS	
5NCYCLO	BP6HS	
6N	BP5HS	
7H	BP6ES	
8H	BP6ES	
9H	BP5ES	
17C	AB-7	
19C	AB-7	
19E	AB-7	
19L	AB-7	
20C	AB-6	
20E	AB-6	
20L	AB-6	
21C	AB-6	
21E	AB-6	
21L	AB-6	
23F	A6FS	
34/5HS	BP6ES	
34C	B7S	
34CM	B7S	
34HS	B7ES	
34HSM	B7ES	
34S	B7HS	Q204
35	B6HS	Q203
35/1	BP6HS	
35/1B	BP6HS	
35/1D	BP6HS	
35/36D	B6HS	Q203
35/36P	B6HS	Q203
35/36R	B6HS	Q203
35B	B6HS	Q203



MARCHAL	→ NGK	Quick
35C	B6S	Q302
35CM	B6S	Q302
35HA	BP6ES	
35HS	B6ES	
35M	B6HS	Q203
35P	B6HS	Q203
36	B5HS	
36B	B5HS	
36C	B-4	
36CM	B-4	
36D	B5HS	
36HS	B5ES	
36M	B5HS	
36P	B5HS	
37S	B5HS	
70H	BP6ES	
76H	BP5ES	
84H	BP5ES	
88N	B5HS	
11720	B8HS	Q205
12086	B8HS	Q205
GT34	BP7HS	
GT34/2H	BP6ES	
GT34/5	BP6HS	
GT34/5D	BP6HS	
GT34/5H	BP6ES	
GT34/5HA	BP6ES	
GT34/5HD	BP6ES	
GT34D	BP7HS	
GT34HD	BP6ES	
GT35	BP5HS	
GT35D	BP5HS	
GT35H	BP5ES	
GT35HD	BP5ES	
HF34	B7ES	
V6NSOLEX	B5HS	
V36A	B5HS	

MEGA FIRE	→ NGK	Quick
SE8JC	BM6A	
SE17JC	BM4A	

MOTORCRAFT	→ NGK	Quick
1Y00	BPR5ES	
1Y0F	DCPR7E	
1Y01	BPR6ES	
1Y03	BPR5ES-11	
1Y06	BKR5E	
1Y07	BKR6E	
1Y09	BKR5E-11	
A1	B8S	
A1CU	B8S	
A1X	B8S	

MOTORCRAFT	→ NGK	Quick
A2	B7S	
A2NX	BM7A	
A2X	B7S	
A3	B6S	Q302
A3CU	B6S	Q302
A3NX	BM6A	
A3X	B6S	Q302
A4	B6S	Q302
A5	B6S	Q302
A5CU	B6S	Q302
A5X	B6S	Q302
A7	B-4	
A7LM	B4-LM	
A7N	BM6A	
A7NU	BM6A	
A7NX	BM6A	
A7U	B-4	
A7X	B-4	
A9	B-4	
A9X	B-4	
A11	B-2	
A11NX	BM4A	
A11U	B-2	
A11X	B-2	
A21X	B8S	
A22	BP6S	
A22CU	BP6S	
A22NX	BPM7A	
A32	BP6S	
A42	BP5S	
A42CU	BP5S	
A52	BP5S	
A52CU	BP5S	
A82	BP-4	
A901	B8S	
AE1C	B7HS	Q204
AE1X	B7HS	Q204
AE2	B7HS	Q204
AE2C	B7HS	Q204
AE2X	B7HS	Q204
AE3	B6HS	Q203
AE3C	B6HS	Q203
AE3X	B6HS	Q203
AE4	B5HS	
AE4X	B5HS	
AE6	B5HS	
AE7	B-4H	
AE8	B-4H	
AE22	BP6HS	
AE22C	BP6HS	
AE32	BP6HS	
AE32C	BP6HS	



MOTORCRAFT	→ NGK	Quick
AE42	BP5HS	
AE52	BP5HS	
AE62	BP5HS	
AE92	BP-4H	
AER4	BR5HS	
AER4X	BR5HS	
AER32	BPR6HS	Q214
AF3	BR6FS	
AF3NX	BM7F	
AF5NX	BM6F	
AG2	B7ES	
AG2C	B7ES	
AG2CU	B7ES	
AG2X	B7ES	
AG3	B6ES	
AG3C	B6ES	
AG3X	B6ES	
AG4	B5ES	
AG5	B5ES	
AG5CU	B5ES	
AG7	B5ES	
AG9	B4ES	
AG9U	B4ES	
AG22	BP6ES	
AG22C	BP6ES	
AG22CU	BP6ES	
AG32A	BP6ES	
AG32C	BP6ES	
AG32CU	BP6ES	
AG42	BP5ES	
AG42CU	BP5ES	
AG44CU	BP5EY	
AG52	BP5ES	
AG82	BP4ES	
AG252	BP6ES	
AG252C	BP6ES	
AGN42	BP5ES	
AGPR22C	BKR6ES	
AGPR22CD	BKR6ES	
AGPR32C	BKR6ES	
AGPS22C	BKR6ES	
AGPS32C	BKR6ES	
AGR2C	BR7ES	
AGR3X	BR6ES	
AGR12C	BPR7ES	
AGR21	BR6ES	
AGR22	BPR6ES	
AGR22C	BPR6ES	
AGR22CU	BPR6ES	
AGR31	BR6ES	
AGR32	BPR6ES	
AGR32C	BPR6ES	

MOTORCRAFT	→ NGK	Quick
AGR32CU	BPR6ES	
AGR34CU	BPR6EY	
AGR41	BR5ES	
AGR42	BPR5ES	
AGR42C	BPR5ES	
AGR42CU	BPR5ES	
AGR44CU	BPR5EY	
AGR51	BR5ES	
AGR52	BPR5ES	
AGR54CU	BPR5EY	
AGR82	BPR4ES	
AGRF42	BPR5EFS	
AGRF52	BPR5EFS	
AGS22C	BPR6ES	
AGS32C	BPR5ES	
AGS32C11	BPR5ES-11	
AGS42CC	BPR4ES	
AGSF22FM1	TR5IX	
AGSF22WM	BPR5EFS	
AGSF32C	BPR5EFS	
AGSP52	BKR5ES	
AL5	B-6L	
AL5X	B-6L	
AL7	B-6L	
AL7U	B-6L	
AL7X	B-6L	
AL9	B-4L	
AL9X	B-4L	
AL11	B-4L	
AR7N	BMR6A	
AR21X	BR6S	
AR31	BR6S	
AR32	BP6S	
AR41	BR6S	
AR42	BP5S	
AR51	BR6S	
AR52	BP5S	
AR82	BP-4	
ARF2	BR6FS	
ARF3	BR6FS	
ARF4	BR5FS	
ARF6	BR5FS	
ARF8	BR5FS	
ARF22	BPR6FS	
ARF22C	BPR6FS	
ARF22CU	BPR6FS	
ARF26	BR6FS	
ARF32	BPR6FS	
ARF32C6	BPR6FS	
ARF32M	BPR6FS	
ARF36	BR6FS	
ARF41CU15	BR5FS	



MOTORCRAFT	→ NGK	Quick
ARF46	BR5FS	
ARF52	BPR4FS	
ARF62	BPR4FS	
ARF86	BR5FS	
ARF326	BPR6FS	
ASF32	BPR6FS	
ASF32C	BPR6FS	
ASF32M	BPR6FS	
ASF52	BPR4FS	
AT1	B8S	
AT2	B7S	
AT3	B6S	Q302
AT4	B6S	Q302
AT4A	B6S	Q302
AT6	B6S	Q302
AT8	B-4	
AT10	B-2	
AT42	BP5S	
AT42M	BP5S	
ATL3	B-6L	
ATL4	B-6L	
ATL8	B-4L	
AV1X	B8HS	Q205
AV2CU	B7HS	Q204
AV2X	B7HS	Q204
AV3CU	B6HS	Q203
AV4	B5HS	
AV6	B-4H	
AV6CU	B-4H	
AV22CU	BP6HS	
AV42	BP5HS	
AV52	BP5HS	
AV82	BP-4H	
AWRF42	BPR5EFS	
AWSF22FM	TR5IX	
AWSF22FM1	TR5IX	
AWSF32FM	TR5IX	
AWSF32P	TR5IX	
AWSF32PM	TR5IX	
AWSF32PP	TR5IX	
AWSF42	BPR5EFS	
AWSF42C	BPR5EFS	
AWSF52C	BPR5EFS	
AWSFA32C	BPR5EFS	
AZ2	B7S	
AZ3	B6S	Q302
AZ9	B-4	
AZ901	B8S	
B3W	AB-7	
B3X	AB-7	
B4	AB-7	
B4X	AB-7	

MOTORCRAFT	→ NGK	Quick
B6	AB-6	
B6W	AB-6	
B8	AB-6	
B8X	AB-6	
B9	AB-6	
BF3	A6FS	
BR8	AB-6	
BRF3M	AR6FS	
BRF31	AR6FS	
BRF314	AR6FS	
BSF31	AR6FS	
BSF314	AR6FS	
BT3	AB-7	
BT4	AB-7	
BT6	AB-6	
BT8	AB-6	
BT9	AB-6	
BT10	AB-6	
BTF3	A6FS	
BTF6	A6FS	
BTF31	A6FS	
BZ8	AB-6	
HE3	D6HA	
HV3	D6HA	
HV22	D6HA	
PE3	C6HSA	
PV2	C7HSA	
PV3	C6HSA	
OKO	→ NGK	Quick
B4LNS	B4-LM	
OMC	→ NGK	Quick
115206	BP6HS	
387694	B7HS	
437929	BPR7HS	
445098	D6HA	
502177	B6HS	
502196	BR6S	
503948	BPR6HS	
503949	BR6HS	
503950	BR6HS	
504082	BR6HS	
509925	BZ7HS-10	
509928	B6S	
509929	B7HS	
584918	DCPR7E	
OREGON	→ NGK	Quick
ODR17YC	BKR5ES	
OJ17	B4-LM	
OJ19	B2-LM	
OJR17	BR4-LM	
OK17C	B6S	





OREGON	→ NGK	Quick
OK19	B-4	
OL15YC	BP6ES	
OL17YC	BP5ES	
ON17C	B6HS	
ON17YC	BP5HS	
ONR15YC	BPR6HS	
OP15	BM7A	
OP15Y	BPM7A	
OP17	BM6A	
OP18Y	BPM6A	
OPR15	BMR7A	
OPR15Y	BPMR7A	
OPR17	BMR6A	
OPR18Y	BPMR6A	
ORJ19	BR2-LM	
OU17	BM6F	

PAL	→ NGK	Quick
14K5	B-4	
14K5Y	BP-4	
14K7Y	BP5S	
14K8	B6S	
14L5	B5ES	
14L5R	BR5ES	
14L5Y	BP5ES	
14L7	B6ES	
14L7R	BR6ES	
14L7Y	BP6ES	
14L8	B6ES	
14L8Y	BP6ES	
14L9	B7ES	
145	B-4H	
145Y	BP-4H	
147	B5HS	
147Y	BP5HS	
148	B6HS	
148R	BR6HS	
148Y	BP6HS	
149	B8HS	
149R	BR7HS	
149Y	BP7HS	
179	B7HS	
185	AB-6	
185R	AB-6	
187	AB-7	
D17YC	BCP5ES	
DR14YC	BKR7E	
DR15YC	BKR6ES	
DR17YC	BKR5ES	
K15YC	BP6S	
K17C	B6S	
K17Y	BP5S	
K19	B-4	

PAL	→ NGK	Quick
L5Y	BP5ES	
L7Y	BP6ES	
L8	B6ES	
L8Y	BP6ES	
L15C	B7ES	
L15YC	BP6ES	
L17C	B6ES	
L17YC	BP5ES	
L19C	B5ES	
LR14YC	BPR7ES	
LR15YC	BPR6ES	
N7	B6HS	
N7Y	BP6HS	
N8	B7HS	
N8Y	BP7HS	
N12YC		
N14C	B8HS	
N14YC	BP7HS	
N15C	B7ES	
N15YC	BP6HS	
N17	B-4H	
N17C	B6HS	
N17Y	BP-4H	
N17YC	BP5HS	
N19	B-4H	
N19C	B5HS	
NR15YC	BPR6HS	
P15	BM7A	
P15Y	BPM7A	
P17	BM6A	
P17Y	BPM6A	
PR15Y	BPMR7A	
PR17Y	BPMR6A	
U17	BM6F	

PRESTOLITE	→ NGK	Quick
10E2	C7HSA	
10E3	C7HSA	
10E4	C6HSA	
12E22	D6HA	
12E42	D6HA	
14E1	B8HS	
14E2	B7HS	
14E3	B6HS	
14E4	B5HS	
14E6	B5HS	
14E22	BP7HS	
14E32	BP6HS	
14E42	BP6HS	
14E52	BP5HS	
14E62	BP5HS	
14E82	BP-4H	
14ER4	BR6HS	



PRESTOLITE	→ NGK	Quick
14ER6	BR6HS	
14F3N	BM7F	
14F7N	BM6F	
14F52	BPR4FS	
14G2	B7ES	
14G3	B6ES	
14G4	B6ES	
14G5	B5ES	
14G7	B5ES	
14G22	BP6ES	
14G32	BP5ES	
14G42	BP5ES	
14G52	BP5ES	
14G82	BP4ES	
14GR4	BR6ES	
14GR7	BR5ES	
14GR22	BPR6ES	
14GR32	BPR5ES	
14GR42	BPR5ES	
14GR52	BPR4ES	
14GRF32	BPR5EFS	
14GRF52	BPR5EFS	
14L4	B-6L	
14L7	B-6L	
14L9	B-4L	
14R3	BR6S	
14R4	BR6S	
14R5	BR6S	
14R7N	BM6A	
14R8	B6S	
14R32	BP5S	
14R42	BP5S	
14R52	BP-4	
14R53	BP-4	
14RF22	BPR6FS	
14RF52	BPR4FS	
14RF62	BPR4FS	
18F3	A6FS	
18F6	A6FS	
18RF3	AR6FS	
142X	B6S	
143	B6S	
143N	BM7A	
143X	B6S	
144	B6S	
145	B6S	
145X	B6S	
147	B-4	
147N	BM6A	
147X	B-4	
149	B-4	
149X	B-4	

PRESTOLITE	→ NGK	Quick
183	AB-6	
184	AB-6	
188	AB-6	
189	AB-6	
1411	B-2	
1411N	BPM6A	
1411X	B-2	
1432	BP6S	
1442	BP5S	
1452	BP5S	
1482	BP-4	
1810	AB-6	
PROTECNICA	→ NGK	Quick
4708	BR2-LM	
4843	BPM7A	
ROBIN	→ NGK	Quick
0650140860	CR5HSB	
SPLITFIRE	→ NGK	Quick
SF419D	C6HSA	
SF426C	BPR6ES	
TACTI	→ NGK	Quick
V91102002	BPR5EY	
V91102007	BPR6EY	
V91102011	DCPR7E	
V91102015	BPR4EY	
V91102024	BPR7ES	
V91102042	BKR5E-11	
V91102047	BKR6E	
V91103013	BPR4EY	
V91103018	BP5EY	
V91103025	B5ES	
V91103033	BR5HS	
V91103034	B5HS	
V91103035	B-6L	
V91103037	BP5S	
V91103043	BP6ES	
V91103047	BPR6ES	
V91103049	BPR6ES-11	
V91103051	B6ES	
V91103057	BR6ES	
V91103068	BP6HS	
V91103072	BR6HS	Q209
V91103073	B6HS	Q203
V91103075	B6S	Q302
V91103076	BR6S	
V91103088	BPR7ES	
V91103093	B7ES	
V91103098	BR7ES	
V91103110	BR5ES	
V91103130	BKR5E-11	



TACTI	→ NGK	Quick
V91103145	BKR6E	
V91103178	DCPR6E	
V91103179	DCPR7E	
V91103191	BKR5E	
V91103203	BP5EY	
V91103208	BPR6EY	
V91103210	BPR5EY	
V91103211	BPR6EY	
V91103268	BPR6HS-10	
V91104002	C6HSA	
V91104004	CR6HSA	
V91104006	C7HSA	
V91104008	CR7HSA	
V91104012	B-4H	
V91104013	BP-4H	
V91104014	BP4HS	
V91104019	BP5HS	
V91104021	BP7HS	
V91104024	BR7HS	Q211
V91104025	B7HS	Q204
V91104027	B7S	
V91104038	B8HS	Q205
V91104045	BR9ES	Q208
V91104078	D6HA	
V91105014	AR6FS	
V91105020	BPR4FS	
V91105022	BPR5EFS	
V91105046	BP6S	
V91105325	TR5IX	
V91106004	B-2	
V91106006	BP-4	
V91106008	B-4	
V91106009	B4ES	
V91106021	BP-4	
V91106022	BM6A	
V91106023	BPM6A	
V91106026	BM7A	
V91106027	BPM7A	
V91106044	BPR2ES	
V91106046	BPR2ES	
V91106050	CR5HSB	
TAINO	→ NGK	Quick
L5YR	BPR5ES	
TECKNICA	→ NGK	Quick
T92	B-4H	
TORCH	→ NGK	Quick
A6RTC	CR6HSA	
A6TC	C6HSA	
A7RC	CR6HSA	
A7RTC	CR7HSA	
A7T	C7HSA	

TORCH	→ NGK	Quick
A7TC	C7HSA	
C6RTC	D6HA	
CMR7H	CMR7H	
DK7RTC	DCPR7E	
E4RTC	BPR4HS	
E4TC	BP4HS	
E5RTC	BPR5HS	
E5T	BP-4H	
E5TC	BP5HS	
E6RC	BR6HS	Q209
E6RTC	BPR6HS	Q214
E6T	BP4HS	
E7C	B6HS	Q203
F5C	B4ES	
F5RF	BPR5EY	
F5RTC	BPR5ES	
F5T	BP4ES	
F5TC	BP5ES	
F6RF	BPR6EY	
F6RTC	BPR6ES	
F6T	BP6ES	
F7C	B7ES	
F7RC	BR7ES	
F7RTC	BPR7ES	
G3F	B-4	
G3TC	BP-4	
G4C	B-4	
G4RC	B-4	
G5RC	BR6S	
G6	B6S	Q302
G6C	B6S	Q302
G6RC	BR6S	
GL4	B4-LM	
H5	B6S	Q302
K4RTC3	ZFR5F	
K5RF11	BKR5E-11	
K5RTC11	BKR5ES-11	
K5TC	BKR5ES-11	
K6RF	BKR6ES	
K6RTC	BKR5E-11	
K7RTC	BKR6ES	
L5C	BM4A	
L5T	BPM4A	
L6	BM6A	
L6C	BM6A	
L6RC	BMR6A	
L6RTC	BPMR6A	
L6T	BPM6A	
L6TC	BPM6A	
L7	BM7A	
L7RTC	BPMR7A	
L7T	BPM7A	

TORCH	→ NGK	Quick
L7TC	BPM7A	
L7Y	BM7A	
L8RT	BPMR7A	
L9	BM7A	
L9T	BPM7A	
N6	BM6F	
N6C	BM6F	
N6RC	BMR6F	
N6RTC	BPMR6F	
N6TC	BPM6F	
N7C	BM7F	
N7RC	BM7F	
N9	BM7F	
P6RTC	BPR6FS	
Q5RTC	BPR5EFS	
R4C	AB-6	
T1137C	C7HSA	

UNIPART	→ NGK	Quick
GSP30	B6S	
GSP130	B5ES	
GSP131	BP5ES	
GSP141	BP5ES	
GSP151	BP6ES	
GSP160	B6ES	
GSP163	BP6ES	
GSP171	BP6ES	
GSP244	BPR5ES	
GSP263	BPR6ES	
GSP264	BPR5ES	
GSP281	BPR7ES	
GSP531	BP5HS	
GSP540	B5HS	
GSP541	BP6HS	
GSP550	B6HS	
GSP560	B7HS	
GSP571	BP7HS	
GSP634	BKR5ES	
GSP664	BKR6ES	
GSP881	BPR6FS	
GSP2007	BKR6ES	
GSP4266	B5HS	
GSP4352	BP6ES	
GSP4356	BP6HS	
GSP4362	BP6ES	
GSP4366	BP6HS	
GSP4372	BP5ES	
GSP4376	BP5HS	
GSP4382	BP5ES	
GSP4452	BPR7ES	
GSP4462	BPR6ES	
GSP4472	BPR5ES	
GSP4662	BKR6ES	

UNIPART	→ NGK	Quick
GSP6356	BP6HS	
GSP6382	BP5ES	
GSP6452	BPR7ES	
GSP6462	BPR6ES	
GSP6468	BPR6ES-11	
GSP6472	BPR5ES	
GSP6652	BKR6ES	
GSP6662	BKR6ES	

XL	→ NGK	Quick
DK7RTC	DCPR7E	
E4C	B-4H	
E4C10	B-4H-10	
E4TC10	BP4HS-10	
E5RTC	BPR5HS	
E5TC	BP5HS	
E6C	B6HS	
E7C	B7HS	
E58C	B5HS	
EL4C	B-4L	
F5C	B5ES	
F5C11	B5ES	
F6C11	BR6ES	
F6RTC	BPR6ES	
G4C	B-4	
G6C	B6S	
G6TC	BP6S	
G7C	B7S	
G8C	B8S	
GL2C	B2-LM	
GL4C	B4-LM	
K4RTC11	BKR4E-11	
K4TC	BCPR4ES-11	
K5TC	BCP5ES	
L4RC	BMR4A	
L6RC	BMR6A	
L7C	BM7A	
L7RC	BMR7A	
N6C	BM6F	
N7C	BM7F	
U6C	AB-6	
U7C	AB-7	
UK6C	AB-6	
UK7C	AB-7	





BERU	→ NGK	D-Power
0100220115	Y-112R1	
0100220118	Y-705RS	
0100221107	Y-924J	DP1
0100221125	Y-924J	DP1
0100221133	Y-924J	DP1
0100221135	Y-924J	DP1
0100221145	Y-924J	DP1
0100221148	Y-128T	
0100221163	Y-924J	DP1
0100222301	Y-810	
0100222302	Y-810	
0100226185	Y-924J	DP1
0100226186	Y-924J	DP1
0100226189	Y-924J	DP1
0100226194	Y-707RS	
0100226229	Y-924J	DP1
0100226242	Y-703R	
0100226336	Y-701J	DP39
0100226366	Y-924J	DP1
0100230102	Y-162R1	
0100230107	Y-755RS	
0100231109	Y-757RS	
107M	Y-810	
107MJ	Y-810	
108MJ	Y-810	
171MJ	Y-810	
603MJ	Y-924J	DP1
609MJ	Y-924J	DP1
613MJ	Y-924J	DP1
624MJ	Y-924J	DP1
633MJ	Y-924J	DP1
636MJ	Y-924J	DP1
642MJ	Y-924J	DP1
663MJ	Y-924J	DP1
678MJ	Y-128T	
719MJ	Y-924J	DP1
890MJ	Y-162R1	
892MJ	Y-112R1	
908MJ	Y-924J	DP1
909MJ	Y-924J	DP1
917MJ	Y-924J	DP1
920MJ	Y-705RS	
921MJ	Y-707RS	
922MJ	Y-757RS	
954MJ	Y-924J	DP1
967MJ	Y-703R	
G2	Y-924J	DP1
G3	Y-924J	DP1
GN005	Y-701J	DP39
GN013	Y-924J	DP1
GN044	Y-755RS	
GN908	Y-924J	DP1

BERU	→ NGK	D-Power
GN909	Y-924J	DP1
GN917	Y-924J	DP1
GN954	Y-924J	DP1
GV107	Y-810	
GV108	Y-810	
GV603	Y-924J	DP1
GV624	Y-924J	DP1
GV636	Y-924J	DP1
GV642	Y-924J	DP1
GV663	Y-924J	DP1
GV678	Y-128T	
GV719	Y-924J	DP1
GV890	Y-162R1	
GV892	Y-112R1	
GV917	Y-924J	DP1
GV920	Y-705RS	
GV921	Y-707RS	
GV922	Y-757RS	
GV967	Y-703R	

BOSCH	→ NGK	D-Power
0250200014	Y-810	
0250200020	Y-810	
0250200055	Y-810	
0250200069	Y-924J	DP1
0250200420	Y-810	
0250201001	Y-924J	DP1
0250201005	Y-924J	DP1
0250201006	Y-924J	DP1
0250201008	Y-924J	DP1
0250201009	Y-924J	DP1
0250201013	Y-924J	DP1
0250201019	Y-924J	DP1
0250201027	Y-924J	DP1
0250201033	Y-924J	DP1
0250201039	Y-924J	DP1
0250201042	Y-924J	DP1
0250201405	Y-924J	DP1
0250202004	Y-128T	
0250202015	Y-103	
0250202017	Y-112R1	
0250202064	Y-755RS	
0250202069	Y-162R1	
0250202077	Y-705RS	
0250202089	Y-701J	DP39
GLP001	Y-924J	DP1
GLP005	Y-924J	DP1
GLP015	Y-924J	DP1
GLP038	Y-701J	DP39
GLP063	Y-810	
GLP098	Y-755RS	
GLP125	Y-103	
GLP127	Y-705RS	



BOSCH	→ NGK	D-Power
GLP138	Y-162R1	
GLP148	Y-112R1	
GLP159	Y-128T	
GSA101	Y-810	
GSA91	Y-810	

BRISK	→ NGK	D-Power
21R21	Y-924J	DP1
21R22	Y-924J	DP1
21R23	Y-924J	DP1
81P71	Y-810	

CHAMPION	→ NGK	D-Power
CH137	Y-924J	DP1
CH159	Y-924J	DP1
CH161	Y-755RS	
CH162	Y-707RS	
CH163	Y-924J	DP1
CH174	Y-924J	DP1
CH65	Y-810	
CH88	Y-924J	DP1

DENSO	→ NGK	D-Power
0671001170	Y-128T	
0671001171	Y-128T	
0671001350	Y-128T	
0671001690	Y-703R	
DG001	Y-924J	DP1
DG120	Y-707RS	
DG146	Y-701J	DP39
DG157	Y-705RS	
DG161	Y-924J	DP1
DG216	Y-703R	
DG234	Y-128T	

HKT	→ NGK	D-Power
PD191	Y-703R	
PM79	Y-114T	
PN124	Y-162R1	
PN128	Y-112R1	
PN131	Y-755RS	
PN132	Y-705RS	
PN135	Y-707RS	
PN136	Y-757RS	
PN81	Y-103	
PN86	Y-103-2	
PS201	Y-103V	
PS202	Y-106V	
PS204	Y-106-1	
PS207	Y-709R	
PS208	Y-716RS	
PS209	Y-119V	
PS210	Y-702U	
PT100	Y-128T	

HKT	→ NGK	D-Power
PT104	Y-128T	
PT150	Y-703R	
PZ34	Y-122	
PZ39	Y-701J	DP39

MAGNETI M.	→ NGK	D-Power
UX2A	Y-924J	DP1
UX4A	Y-924J	DP1

MOTORCRAFT	→ NGK	D-Power
5031006	Y-924J	DP1
6154593	Y-924J	DP1
84BB6M090AA	Y-924J	DP1
EZD1	Y-810	
EZD19	Y-128T	
EZD30	Y-924J	DP1
EZD5	Y-924J	DP1
V94DX6M090AA	Y-924J	DP1

AGRIA		→ NGK	Quick
67187	BR6HS		Q209
68634	BR2-LM		Q310
70609	BKR5ES		
70792	BR6ES		
75999	BPR6ES		
AS-MOTOR		→ NGK	Quick
G00104014	B6HS-5		
ATIKA		→ NGK	Quick
359539	BPR6ES		
362976	BM6A		
364278	BM7A		
364510	BPMR7A		
364551	BPMR7A		
380856	BPMR7A		
B & S		→ NGK	Quick
293918	BMR6A		
29683	B2-LM		
29693	B6S		Q302
298808	BM6A		
298809	B2-LM		
391919	BR2-LM		Q310
392588	BR2-LM		Q310
394539	BR2-LM		Q310
491055	BKR5E, BKR5ES		
491055S	BKR5E		
491167	B2-LM		
492167	B2-LM		
492167S	B2-LM		
493944	BR2-LM		Q310
496018	BKR5E		
499608	BKR5E, BKR5ES		
5062A	B2-LM		
5062B	B2-LM		
5062C	B2-LM		
5066A	BKR5E		
692051	BKR5E, BKR5ES		
694385	BKR5E, BKR5ES		
696876	BPMR7A		
697858	BR2-LM		Q310
711252	BPR6HS		Q214
790885	BPMR6F		
796560	BM6A		
801254	BPMR4A		
802592	BR2-LM		Q310
805015	BKR5E, BKR5ES		
DOLMAR		→ NGK	Quick
965063018	BPMR6F		

DOLMAR		→ NGK	Quick
965603021	BPMR7A		
965603030	CMR6A		
965603040	CMR7A-5		
ECHO		→ NGK	Quick
90114	BPM8Y		
Y16023278010	BPM4A		
EINHELL		→ NGK	Quick
415121001	BPR5ES		
415122002047	BPR5ES		
415232001031	BPR5ES		
ELECTROLUX		→ NGK	Quick
503235111	BPMR7A		
EMAK		→ NGK	Quick
3055107	CMR7H		
3055124	CMR7A-5		
GUTBROD		→ NGK	Quick
00080071	B6HS		Q203
00081345	B4-LM		
09033668	B-4H		
09050805	BPR6ES		
09205406	BR2-LM		Q310
09205900	B6S		Q302
09213609	BR4-LM		
09225081	BP5ES		
09238072	BPR5ES		
09238467	BM6A		
09240182	BPR5EFS		
HITACHI		→ NGK	Quick
43W	B8S		
44W	B7S		
45PW	BP6S		
45W	B6S		Q302
46W	B-4		
47PW	BP-4		
47W	B-2		
6684584	BMR7A		
6685052	BM7A		
674505	BM7A		
84S	AB-7		
84W	AB-7		
85S	AB-6		
85W	AB-6		
86V	A6FS		
86VW	A6FS		
C45W	BM7A		
C46W	BM6A		
L13W	C7HSA		
L14W	C6HSA		
L44W	B7ES		

HITACHI	→ NGK	Quick
L44X	B7ES	
L45B	B6ES	
L45PA	BP5EY	
L45PW	BP6ES	
L45PX	BP6ES	
L45W	B6ES	
L45X	B6ES	
L46B	B5ES	
L46PW	BP5ES	
L46PW11	BP5ES-11	
L46PX	BP5ES	
L46W	B5ES	
L46X	B5ES	
L47PW	BP4ES	
L47PX	BP4ES	
L47W	B4ES	
M24PW	D6HA	
M24W	D6HA	
M43W	B8HS	Q205
M44PW	BP7HS	
M44W	B7HS	Q204
M44X	B7HS	Q204
M45PW	BP6HS	
M45PX	BP6HS	
M45W	B6HS	Q203
M45X	B6HS	Q203
M46PW	BP5HS	
M46PX	BP5HS	
M46W	B-4H	
M46X	B5HS	
M47PW	BP4HS	
RL45PW	BPR6ES	
RL45PX	BPR6ES	
RL46PW	BPR5ES	
RL46PX	BPR5ES	
RL47PX	BPR4ES	

HONDA	→ NGK	Quick
31901NN20030	BR6ES	
31915Z0H0030	CMR5H	
31915Z0H0031	CMR5H	
31916Z0H003	CMR6H	
3191WZ0M5400	BPR4ES	
3191WZ0M5500	BPR5ES	
3191WZ0M5600	BPR6ES	
8981999010	BPR5ES	
8983999010	BPR6ES	
9805256471	CM-6	
9805654757	CR4HSB	
9805654777	CR4HSB	
9805655750	C5HSB	
9805655757	CR5HSB	
9805655770	C5HSB	

HONDA	→ NGK	Quick
9805655777	CR5HSB	
9805656713	C6HSA	
980565671300	C6HSA	
980565671301	C6HSA	
980565671700	CR6HSA	
9805656718	CR6HSA	
980565671R00	CR6HSA	
9805656723	C6HSA	
9805656726	CR6HSA	
9805657713	C7HSA	
980565771300	C7HSA	
98056577130A	C7HSA	
9805657718	CR7HSA	
980565771R00	CR7HSA	
9805657726	CR7HSA	
9806656710	D6HA	
9806656717	D6HA	
980695697Q	DCPR6E	
980695777P	DR7EB	
980695797Q	DCPR7E	
9807352710	B-2	
9807354710	B-4	
9807354740	BM4A	
9807354744	BMR4A	
9807354750	BM4A	
9807354754	BMR4A	
9807354771	BPM4A	
9807354776	BPMR4A	
9807354944	BPMR4A-10	
9807356740	BM6A	
9807356741	BPM6A	
9807356744	BMR6A	
9807356750	BM6A	
9807356944	BPMR6A-10	
9807357944	BPMR7A	
9807652716	BPR2HS	
9807652717	BPR2HS	
9807654710	B-4H	
9807654711	BP4HS	
9807654716	BR4HS	
980765471600	BR4HS	
9807654717	BPR4HS	
9807654719	BP4HS	
9807654720	BR4HS	
9807654746	BR4HS	
9807654747	BPR4HS	
9807654770	B-4H	
9807654780	B-4H	
9807654821CDI	BR4HS	
9807654911	BP4HS-10	
9807654911CDI	BR4HS	
9807654914	BPR4HS-10	

HONDA	→ NGK	Quick
9807654917	BPR4HS-10	
9807654919	BP4HS-10	
9807654921	BP4HS-10	
9807654921CDI	BR4HS	
9807654944	BPR4HS-10	
9807654947	BPR4HS-10	
9807655711	BP5HS	
9807655716	BR5HS	
9807655717	BPR5HS	
9807655719	BP5HS	
9807655747	BPR5HS	
9807656710	B6HS	Q203
9807656711	B6HS	Q203
9807656716	BR6HS	Q209
9807656717	BPR6HS	Q214
9807656719	BP6HS	
980765671902	BP6HS	
9807656721	BP6HS	
9807656729	BPR6HS	Q214
9807656740	B6HS	Q203
9807656741	B6HS	Q203
9807656747	BPR6HS	Q214
9807656756	BPR6HS	Q214
9807656917	BPR6HS-10	
9807656927	BPR6HS-10	
9807657710	B7HS	Q204
9807657711	BP7HS	
9807657716	BR7HS	Q211
9807657717	BPR7HS	Q215
9807657719	BP7HS	
980765771901	BP7HS	
9807657740	B7HS	Q204
9807658710	B8HS	Q205
9807658740	B8HS	Q205
9807952876	BPR2ES	
9807954148	BCPR4ES-11	
9807954817	BPR4ES	
9807954841	BP4ES	
9807954846	BPR4ES	
9807955144	BP5ES-11	
9807955145	BPR5ES-11	
980795514E	BKR5E-11	
980795514EH0	BKR5E-11	
980795515E	BKR5E-11	
9807955810	B5ES	
9807955811	BP5ES	
9807955816	BR5ES	
9807955817	BPR5ES	
9807955840	B5ES	
9807955841	BP5ES	
980795584103	BP5ES	
9807955846	BPR5ES	

HONDA	→ NGK	Quick
9807955847	BR5ES	
9807955848	BR5ES	
9807955849	BR5ES	
980795585C	BKR5E	
980795585V	ZGR5A	
9807955876	BPR5ES	
9807955876H0	BPR5ES	
980795587G	ZFR5F	
980795587V	ZGR5A	
9807955941	BP5EY	
9807955946	BPR5EY	
9807956115	BPR6ES-11	
9807956145	BPR6ES-11	
9807956147	BCPR6ES-11	
9807956155	BPR6ES-11	
9807956810	B6ES	
9807956811	BP6ES	
9807956817	BR6ES	
9807956832	BPR6EY	
9807956840	B6ES	
9807956841	BP6ES	
9807956846	BPR6ES	
9807956847	BR6ES	
9807956849	BR6ES	
9807956854	BP6ES	
9807956855	BPR6ES	
980795685C	BKR6E	
9807956871H0	BP6ES	
9807956876H0	BPR6ES	
980795687V	BPR6EY	
9807956946	BPR6EY	
9807957176	BR6ES	
9807957810	B7ES	
9807957816	BR7ES	
9807957840	B7ES	
9807957846	BPR7ES	
9807957847	BR7ES	
9807957848	BR7ES	
9807957849	BR7ES	
9807957855	BPR7ES	
980795785C	BKR7E	
9807957876	BR7ES	
9807957877	BR7ES	
9807959816	BR9ES	Q208
9807959847	BR9ES	Q208
9807959876	BR9ES	Q208
9817956841	BP6ES	
987354776	BPMR4A	
HUSQVARNA	→ NGK	Quick
503235109	BPMR7A	
503235111	BPMR7A	



HUSQVARNA	→ NGK	Quick
503235112	BPMR6A, BPMR7A	
531008614	CMR5H	
531008615	CMR6H	
531308128	BKR5ES	
531308130	BR2-LM	Q310
577484001	BPMR7A	
590710201	CMR6A	
590843801	CMR6H	
590844001	CMR7H	
590844101	BR2-LM	Q310
590844201	BPR6ES	
590844301	CMR5H	
590844401	BCPR5ES	
590844501	BMR6F	
952030201	BPMR6A	
952030249	BPMR7A	
HQT-10 RESISTOR	BMR6F	
HQT-1 RESISTOR	BPMR7A	
HQT-3 RESISTOR	CMR6H	
HQT-4 RESISTOR	CMR6A	
HQT-5 RESISTOR	CMR7H	
HQT-6 RESISTOR	BR2-LM	Q310
HQT-7 RESISTOR	BPR6ES	
HQT-8 RESISTOR	CMR5H	
HQT-9 RESISTOR	BCPR5ES	

JOHN DEERE	→ NGK	Quick
TY6081	BPMR6A	

KAWASAKI	→ NGK	Quick
92070001	B7HS	Q204
92070007	B6HS	Q203
92070014	B6ES	
92070015	B7ES	
92070019	B6ES	
920701002	B7ES	
920701024	BP6ES	
920701025	BPR6ES	
920701027	BPR7ES	
920701107	C7HSA	
920701109	BR9ES	Q208
920701114	C6HSA	
920701114C	C6HSA	
920701141C	BP7HS	
920701153	CR6HSA	
920701154	CR7HSA	
920701157	BR9ES	Q208
920701167	BP5ES	
920701202B	BP7HS	
920702051	BM6A	
920702052	BP4HS	
920702055	B2-LM	
920702056	BM4A	

KAWASAKI	→ NGK	Quick
920702059	BM6	
920702060	BMR6A	
920702061	BPR4HS	
920702062	BR6S	
920702064	BM7	
920702066	BM7A	
920702070	BR4HS	
920702072	BMR4A	
920702074	BMR7A	
920702077	BPR5ES	
920702090	B-4H	
920702097	BPR2HS	
920702098	BR4-LM	
920702102	BPM7A	
920702103	BMR2A-10	
920702106	BPMR4A	
920702107	BPMR7A	
920702108	BPMR6A	
920702109	BPM6A	
920702110	BPR2ES	
920702112	BPR4ES	
920702115	BPMR8Y	
920702116	B6HS	Q203
920702117	BR6HS	Q209
920703701	BR7ES	
920707003	BPMR6A	
920707004D	BPR4ES	
92702077C	BPR5ES	
J4520U20FSRU	CR6HSA	
J4520U22FSL	C7HSA	
J4520U22FSRU	CR7HSA	
J4520W20EPRU	BPR6ES	
J4520W20EPU	BP6ES	
J4520W20FPRU	BPR6HS	Q214
J4520W22FPRU	BPR7HS	Q215
J4520W27ESRU	BR9ES	Q208
J4520X20FSU	D6HA	

KIORITZ	→ NGK	Quick
15901000130	B6S	Q302
15901000131	B7S	
15901000830	BM7A	
15901001110	BR6S	
15901001820	B-4	
15901003520	B5HS	
15901004120	B6HS	Q203
15901010050	B-4H	
15902600830	BM7A	
15902612330	BPM6A	
A4252130010	BM6A	
A4253000210	BPM6Y	
A4253030010	BPM7Y	
A4253060310	BMR6A	

KIORITZ	→ NGK	Quick
A4253060311	BMR6A	
A4253060400	BPMR6A	
A4253060401	BPMR6A	
A4253070010	BPM6A	
A4253080010	BM6A	
A4253090010	BPM7A	
A4253090210	BPMR7A	
A4253090211	BPMR7A	
A4253090301	BPMR7A	
A4253120010	BPM7A	
A4253140010	BPM8Y	

KOHLER	→ NGK	Quick
1213202	BKR5E	
1213202S	BKR5ES	
2013202	BKR6E	
2013202S	BKR5ES	
2513212S	BKR5ES	
2513214S	BKR5ES	
6613201S	BKR5ES	

KUBOTA	→ NGK	Quick
0790922250	BM6A	
0790922260	BM7A	
0790923150	BM6A	
0790923160	BM7A	
1020267716	AB-6	
1216867711	BP4HS-10	
1236667710	BR4HS	
1236667716	BR4HS	
1239267711	BP5ES	
1264767710	BPR6HS	Q214
1264767711	BPR6HS	Q214
1268167740	BR5ES	
1268167741	BR5ES	
1269167711	BCPR4ES-11	
1286367711	BP5ES	
1286667711	BP5ES	
1299267711	BPR5ES	
1307867716	BP6ES	
1315767710	BM4A	
1315767712	BM4A	
1317367711	B-4H-10	
1317367716	B-4H-10	
1319367711	B-4H-10	
1321167711	B-4	
1321167716	B-4	
1328167711	B-4H	
1328167716	B-4H	
1330267710	B-2	
1337367741	BMR4A	
1337467741	BPR4HS	
1337567740	BP5ES	

KUBOTA	→ NGK	Quick
1337567741	BPR4HS-10	
1340167716	B6S	Q302
1340367711	B6S	Q302
1341267710	B7S	
1341267716	B7S	
1345167710	B6HS	Q203
1345167716	B6HS	Q203
1358167710	B7HS	Q204
1358167716	B7HS	Q204
1358267711	B6HS	Q203
1364167711	B-4H	
1371167711	B-4	
1374267711	BP4HS-10	
1374267716	BP4HS-10	
1390167716	BP6HS	
1390267711	BP6HS	
1397967711	BP4HS	
EG52367711	IFR6F8DN	

MAKITA	→ NGK	Quick
965603030	CMR6A	

mitsubishi	→ NGK	Quick
801001	B-4	
801033	B7HS	Q204
MD320572	BKR5E	
MD338492	BPR4ES	
MS851022	BP5ES	
MS851023	BP6ES	
MS851027	BP5ES-11	
MS851097	BP5EY	
MS851102	BP5EY	
MS851111	B-4	
MS851113	B6S	Q302
MS851121	BP-4	
MS851126	BPR6E	
MS851132	B5HS	
MS851133	B6HS	Q203
MS851134	B7HS	Q204
MS851162	B5ES	
MS851163	B6ES	
MS851164	B7ES	
MS851174	BR7ES	
MS851181	BP4ES	
MS851182	BP5ES	
MS851182A	BP5ES	
MS851183	BP6ES	
MS851187	BP5ES-11	
MS851192	BP6ES	
MS851207	BP5ES-11	
MS851212	BP5ES	
MS851213	BP6ES	
MS851217	BPR5ES	



MITSUBISHI	→ NGK	Quick
MS851218	BPR6ES	
MS851219	BPR7ES	
MS851227	BPR5ES-11	
MS851228	BPR6ES-11	
MS851232	BPR5ES	
MS851233	BPR6ES	
MS851234	BPR7ES	
MS851235	BPR5ES	
MS851236	BPR6ES	
MS851237	BPR5ES-11	
MS851238	BPR6ES-11	
MS851243	BP5EY	
MS851286	BP5EY	
MS851316	DCPR6E	
MS851317	DCPR7E	
MS851357	BKR5E-11	
MS851367	BKR5E	
MS851368	BKR6E	
MS851382	BKR6E	
MS851387	BKR5E-11	
MS851396	DCPR6E	
MS851397	DCPR7E	
MS851403	BPR6ES-11	
MS851408	BPR6ES-11	
MS851412	BPR5ES	
MS851413	BPR6ES	
MS851414	BPR7ES	
MS851417	BPR5ES-11	
MS851418	BPR6ES-11	
MS851437	BP5EY	
MS851438	BP6ES	
MS851454	BR7ES	
MS851478	BPR6ES-11	
MS851486	DCPR6E	
MS851487	DCPR7E	
MS851727	BKR5E-11	
MS851737	BKR5E	
MS851738	BKR6E	
Z2152944	BPR6ES-11	
Z2152945	BPR6ES	
Z2152946	BR7ES	
Z2152947	BPR7ES	
Z2152950	BCPR6ES-11	
NISSAN	→ NGK	Quick
2240101B14	BPR5ES-11	
2240101P14	BCPR4ES-11	
2240101P16	BCPR6ES-11	
2240101P76	BCPR6ES-11	
2240101P91	BCPR6ES-11	
2240103300	B-4	
2240110F14	BCPR4ES-11	
2240110F15	BCP5ES	

NISSAN	→ NGK	Quick
2240112E14	BCPR4ES-11	
2240112E15	BCPR5ES	
2240112E16	BCPR6ES	
2240112E76	BCPR6ES	
2240119V15	BCP5ES	
2240119V65	BCPR5ES	
2240119V66	BCPR6ES	
224011F720	BKR5E-11	
224011N517	BKR7E	
2240120J04	BKR4E	
2240120J05	BKR5E	
2240120J05Q0	BKR5E	
2240120J05SN	BKR5E	
2240120J05VA	BKR5E	
2240120J05W0	BKR5E	
2240120J06	BKR6E	
2240120J07	BKR7E	
2240120J16	BKR6E	
2240121B16	BPR6E	
2240150Y04	BKR4E-11	
2240150Y05	BKR5E-11	
2240150Y05Q0	BKR5E-11	
2240150Y05VA	BKR5E-11	
2240150Y05W0	BKR5E-11	
2240150Y75	BKR5E-11	
2240150Y75W0	BKR5E-11	
2240160V06	BCPR6ES-11	
2240185E15	BKR5ES-11	
2240185E75	BKR5ES-11	
22401FU412	FR2A-D, FR2B-D	
22401FU42A	FR2A-D, FR2B-D	
22401M7714	B4ES	
22401M7715	B5ES	
22401M7716	B6ES	
22401M7717	B7ES	
22401M7915	BR5ES	
22401M7916	BR6ES	
22401M7917	BR7ES	
22401N8715	BP5ES-11	
22401N8785	BP5ES-11	
22401N8790	BP5ES-11	
22401P8315	BPR5ES-11	
22401P8316	BPR6ES-11	
22401P8385PC	BPR5ES-11	
22401P8386PC	BPR6ES-11	
22401P8390	BPR5ES-11	
22401P8391	BPR6ES-11	
22401P8614	BR4ES	
22401P8617	BR7ES	
22401V0515	BP5ES	
22401V0516	BP6ES	

NISSAN	→ NGK	Quick
22401V1414	BPR4ES	
22401V1414WL	BPR4ES	
22401V1415	BPR5ES	
22401V1416	BPR6ES	
22401V1417	BPR7ES	
22401V1484PC	BPR4ES	
22401V1485PC	BPR5ES	
22401V1486PC	BPR6ES	
22401V1490	BPR5ES	
22401V1491	BPR6ES	
22401V5014	BCPR4ES-11	
22401W8914	BP4ES	
22401W8914WL	BP4ES	
22401W8915	BP5ES	
22401W8915SA	BP5ES	
22401W8916	BP6ES	
22401W8985	BP5ES	
22401W8985PC	BP5ES	
22401W8986	BP6ES	
22401W8986PC	BP6ES	
22401W8990	BP5ES	
22401W8991	BP6ES	
22401W9815	BPR5ES	
22401W9816	BPR6ES	
22401W9817	BPR7ES	
22401Y9215	BPR5ES	
22401Y9264	BP4ES	
22401Y9265	BP5ES	
22401Y9266	BP6ES	
B240189904	BP5EY	
B240189908	BPR5EY	
B240189909	BPR6EY	
B2401M7715	B5ES	
B2401M7915	BR5ES	
B2401V1415	BPR5ES	
B2401V1416	BPR6ES	
B2401W8914	BP4ES	
B2401W8915	BP5ES	
B2401W8916	BP6ES	
STIHL	→ NGK	Quick
11104007005	BPMR7A	
11104007006	BPMR7A	
SUZUKI	→ NGK	Quick
0948200006	B-4	
0948200011	B-4H	
0948200036	BP-4H	
0948200051	B6S	Q302
0948200053	B7S	
0948200054	B6ES	
0948200059	BP6HS	
0948200060	BP7HS	

SUZUKI	→ NGK	Quick
0948200064	BR6HIX	
0948200074	BP6HS	
0948200079	BR6ES	
0948200082	B7HS	Q204
0948200083	B7HS	Q204
0948200084	BP6HS	
0948200088	BR6HS	Q209
0948200089	B7ES	
0948200095	B6HS	Q203
0948200098	BR9ES	Q208
0948200105	BP7HS	
0948200116	BR7HS	Q211
0948200117	BR7ES	
0948200118	BP6ES	
0948200120	BP5HS	
0948200123	BP5EY	
0948200124	BP5HS	
0948200127	BR9ES	Q208
0948200128	B6ES	
0948200131	BP5ES	
0948200141	BPR6HS	Q214
0948200142	B-4H	
0948200143	BR5HS	
0948200147	BPR5HS	
0948200151	B8HS	Q205
0948200153	B7HS	Q204
0948200155	BPR5ES	
0948200159	BPR4EY	
0948200161	BP4HS	
0948200167000	BPR5EY	
0948200167001	BPR5ES	
0948200171	BP4HS	
0948200177	BP6ES	
0948200186	BP-4H	
0948200188	BP6HS	
0948200189	BP7HS	
0948200190	B6HS	Q203
0948200191	B7HS	Q204
0948200192	B8HS	Q205
0948200195	B7ES	
0948200198	B8HS	Q205
0948200205	BPR4HS	
0948200206	BPR4HS	
0948200227	CM-6	
0948200228	BP5HS	
0948200229	BPR6HS	Q214
0948200233111	BR9ES	Q208
0948200237	B8HS	Q205
0948200244111	BPR7HS	Q215
0948200255	BPR7HS	Q215
0948200258	BPMR6A	
0948200259	BP6HS	

SUZUKI	→ NGK	Quick
0948200260	BPM4A	
0948200261	BPMR4A	
0948200281	BPR6HS	Q214
0948200282	B5HS	
0948200285	BPR6ES-11	
0948200287	BP5ES-11	
0948200288	BP4ES	
0948200289	B-4H	
0948200290	BP-4H	
0948200291	BP4HS	
0948200295	C6HSA	
0948200299	BPR6ES	
0948200302111	BPR6HS	Q214
0948200305	BP5HS	
0948200306	BPR6HS	Q214
0948200308	BR5HS	
0948200309	B5HS	
0948200314	CR7HSA	
0948200316	BPR5HS	
0948200349	BR9ES	Q208
0948200349000	BR9ES	Q208
0948200358	BR4HS	
0948200359	BPR5HS	
0948200362	ZGR5A	
0948200363	BPR5EY	
0948200367	BPR4HS	
0948200376	B8HS	Q205
0948200392	BP6ES	
0948200406	CR6HSA	
0948200407	CR6HSA	
0948200408	CR7HSA	
0948200409	BPR6ES	
0948200416111	BPR5HS	
0948200421	BPR6ES-11	
0948200427	BKR6E	
0948200429	BKR6E	
0948200446	DCPR6E	
0948200447	DCPR6E	
0948200448	DCPR7E	
0948200449	DCPR7E	
0948200452	ZGR5A	
0948200454	BPR5EY	
0948200476	BKR5E	
0948200477	BKR5E	
0948200487	BPR6ES	
0948200488	DCPR7E	
0948200495	BPR7ES	
0948200497	BKR5E-11	
0948200498	BPR7ES	
0948200501	BPR6EY	
0948200502	BP5EY	
0948200504	BPR5EY	

SUZUKI	→ NGK	Quick
0948200530	BPR6HS	Q214
0948200531	BP6HS	
0948200566	BKR5E-11	
0948269001	BPR6HS	Q214
9900069571	C7HSA	
9900069835B6R	BR6HIX	
9900079A3720F	BR6HIX	
9900079A45B6H	BR6HIX	

TANAKA	→ NGK	Quick
01800300	BM6A	
01800502200	BM6A	
0180050221	BMR6A	
01800546200	BMR6A	
01800562200	BMR6A	
01800801200	BM7	
01801805200	BM6A	
01802209	B6S	Q302
01802233200	BM7A	
01802403	B7S	
01802500	BM7A	
01802607	BPM7A	
01804075200	BPM6A	
0180409320	BPMR8Y	
01804603	BPR7HS	Q215
0180635V200	BM6F	
01810201200	BR6S	
01811107200	B6S	Q302
01811401200	B7S	
01811600200	BM7A	
01811600210	BM7A	
01811610200	BPM7A	
0181161021	BPMR7A	
01811660200	BPM6A	
0181166021	BPMR6A	
01812700200	BPR7HS	Q215
0181600520	CMR7H	
322189	BPM6F	
62345	BM6F	
6685085	BPM6A	
6685086	BPMR6A	
6685782	BPMR7A	
7790117	BPMR6A	

TOYOTA	→ NGK	Quick
9004851054	BPR5EY	
9004851059	BPR6EY	

WOLF	→ NGK	Quick
1015306	AB-6	
1018301	BM6A	
1022304	AB-6	
2000305	BMR6A	
2012310	BP-4	

WOLF	→ NGK	Quick
2016301	B7HS	Q204
2050324	BMR6A	
2058305	BR2-LM	Q310
2085300	BR6ES	
2090306	BPR6ES	
4058305	BR2-LM	Q310

YAMAHA	→ NGK	Quick
9079320005	BR6HIX	
9079320035	BP-4H	
9079320037	BP4HS-10	
9079320040	BP5ES-11	
9079320057	BR6HS	Q209
9079320060	BR6ES	
9079320065	BPR5EY	
9079320067	BPR6EY	
9079320090	BPM7A	
9079320091	BPM4A	
9079320094	BPMR4A	
9079320095	BPMR4A-10	
9079320096	BPMR6A-10	
9079320098	BPMR7A	
9079320121	BR6FS	
9079320128	BR4ES	
9079320130	BR4HS	
9079320131	BR5HS	
9079320132	CR6HSA	
9079320133	CR7HSA	
9079320158	BR6HIX	
9079322008	B5ES	
9079322031	BR7HS	Q211
9079322035	BR6ES	
9079322036	BR7ES	
9079322037	BR9ES	Q208
9089078065	D6HA	
9089078074	BM6A	
9089078075	BM7A	
9089078076	BPM6A	
9089078094	B6HS	Q203
9089078097	BP4HS	
9089078102	BM6A	
9470000039	B6HS	Q203
9470000040	B7HS	Q204
9470000041	B8HS	Q205
9470000043	B6ES	
9470000044	B7ES	
9470000050	BP7HS	
9470000108	BP6HS	
9470000110	BR7HS	Q211
9470000111	BR6ES	
9470000159	BP4HS	
9470000168	BP5HS	
9470000198	BPR6HS	Q214

YAMAHA	→ NGK	Quick
9470000218	BPR7ES	
9470000227	BPR7HS	Q215
9470000234	BPR6ES	
9470000248	BR6HS	Q209
9470000254	C7HSA	
9470000256	C6HSA	
9470000258	BPR4HS	
9470000261	BR9ES	Q208
9470000292	BPR6HS-10	
9470000336	BPR5HS	
9470000366	CR7HSA	
9470000372	CR6HSA	
9470000825	BP7HS-10	
9470000835	C7HSA	
947000083500IV	C7HSA	
9470000841	C6HSA	
9470000850	C6HSA	
947000085000IV	C6HSA	
9470000856	CR7HSA	
9470000879	CR6HSA	
9470100039	B6HS	Q203
9470100040	B7HS	Q204
9470100041	B8HS	Q205
9470100043	B6ES	
9470100044	B7ES	
9470100050	BP7HS	
9470100069	B5HS	
9470100078	B5ES	
9470100108	BP6HS	
9470100110	BR7HS	Q211
9470100111	BR6ES	
9470100112	BR7ES	
9470100116	BP6ES	
9470100159	BP4HS	
9470100168	BP5HS	
9470100188	BR9ES	Q208
9470100194	BPR5HS	
9470100198	BPR6HS	Q214
9470100211	BPMR6A	
9470100218	BPR7ES	
9470100227	BPR7HS	Q215
9470100234	BPR6ES	
9470100248	BR6HS	Q209
9470100254	C7HSA	
9470100256	C6HSA	
9470100258	BPR4HS	
9470100264	BP7HS-10	
9470100292	BPR6HS-10	
9470100311	BR5ES	
9470100328	BPR5ES	
9470100349	BR7ES	
9470100365	BR6FS	



YAMAHA	→ NGK	Quick
9470100366	CR7HSA	
9470100372	CR6HSA	
9470200039	B6HS	Q203
9470200040	B7HS	Q204
9470200041	B8HS	Q205
9470200044	B7ES	
9470200069	B5HS	
9470200111	BR6ES	
9470200149	B7HS	Q204
9470200188	BR9ES	Q208
9470200211	BPMR6A	
9470200227	BPR7HS	Q215
9470200234	BPR6ES	
9470200248	BR6HS	Q209
9470200249	BR5HS	
9470200272	BR7HS	Q211
9470200331	BPR4ES	
9470200343	BR4ES	
9470200348	BPR2ES	
9470200349	BR7ES	
94702003910	B6HS	Q203
9470200412	BKR6E	
9470200419	CR4HSB	
9470200803	BP7HS-10	
9470300001	B-4H	
9470300039	B6HS	Q203
9470300040	B7HS	Q204
9470300041	B8HS	Q205
9470300043	B6ES	
9470300044	B7ES	
9470300050	BP7HS	
9470300062	BR6HIX	
9470300069	B5HS	
9470300078	B5ES	
9470300108	BP6HS	
9470300110	BR7HS	Q211
9470300112	BR7ES	
9470300116	BP6ES	
9470300133	BP5ES	
9470300159	BP4HS	
9470300168	BP5HS	
9470300188	BR9ES	Q208
9470300191	BP4ES	
9470300194	BPR5HS	
9470300198	BPR6HS	Q214
9470300207	B4ES	
9470300214	C6HSA	
9470300216	C7HSA	
9470300218	BPR7ES	
9470300220	BPR7ES	
9470300223	BP6HS	
9470300227	BPR7HS	Q215

YAMAHA	→ NGK	Quick
9470300234	BPR6ES	
9470300235	BPR6HS-10	
9470300254	C7HSA	
9470300256	C6HSA	
9470300258	BPR4HS	
9470300264	BP7HS-10	
9470300265	CR7HSA	
9470300311	BR5ES	
9470300327	BPR7HS	Q215
9470300328	BPR5ES	
9470300331	BPR4ES	
9470300355	BR7HS	Q211
9470900211	BPMR6A	
9470900248	BR6HS	Q209
9470900342	BPR4EY	
9470900348	BPR2ES	
9470900419	CR4HSB	
9479320037	BP4HS-10	
YANASE	→ NGK	Quick
51050T16	TR5IX	
YANMAR	→ NGK	Quick
12419078010	BPR4ES	
16011078011	B6HS	Q203
16023278010	B-4H	
16052078010	BPM4A	
16056078010	BPMR4A	
16061078010	BP4HS	
16069078010	BP6ES	
16069078020	BP5ES	
16069378010	BPR6ES	
16076978010	BR4HS	
16079378010	BPR5ES	
16079878010	BPR2ES	
16081078010	BPR4HS	
16099878010	BPR6EY	
ZONGSHEN	→ NGK	Quick
1452	CR7HSA	

EIKO	→ NGK	D-Power
GM509	Y-701J	DP39
GN302	Y-103	
GN303	Y-103-2	
GT208	Y-128T	
HINO	→ NGK	D-Power
1985A56022	Y-128T	
ISEKI	→ NGK	D-Power
62814100230A	Y-510R	
IHI CORP.	→ NGK	D-Power
185366020	Y-122	
185366060	Y-107V	
185366092	Y-701J	DP39
185366110	Y-119V	
185366190	Y-701RS	
185366230	Y-701J	DP39
KOMATSU	→ NGK	D-Power
6008152760	Y-703R	
6008152761	Y-703M1	
KUBOTA	→ NGK	D-Power
8412	Y-103K	
1520465511	Y-110	
1522165513	Y-106-1	
1526165512	Y-103K	
1526165514	Y-103K	
1552165510	Y-106V	
1552165512	Y-106V	
1557165511	Y-203V	
1557165512	Y-203V	
1569465512	Y-702R	
1569465513	Y-702R	
1595165511	Y-103V	
1595165512	Y-103V	
1595165513	Y-103V	
1624165511	Y-709R	
1624165512	Y-709R	
1628165511	YE11	
1685165512	YE01	
1733165511	Y-119V	
1907765511	Y-716RS	
1907765512	Y-716RS	
1907765513	Y-716RS	
1921565511	Y-149	
1921565512	Y-149	
1921565513	Y-149	
MITSUBISHI	→ NGK	D-Power
30L6600300	Y-723R	
30L6600301	Y-723R	
30L6600302	Y-723R	
30L6600400	Y-723U	

MITSUBISHI	→ NGK	D-Power
30L6600401	Y-723U	
30L6600402	Y-723U	
30L66004009V	Y-723U	
32A6603102	Y-114T	
3066657301	Y-114T	
3066657302	Y-114T	
3066657303	Y-114T	
9130404300	Y-701J	DP39
MD077167	Y-707RS	
MM401621	Y-110	
MM40162101	Y-110	
MM40162102	Y-110	
NISSAN	→ NGK	D-Power
11065C8600	Y-755RS	
11065HC200	Y-701J	DP39
11065T8200	Y-112R1	
11065T8201	Y-162R1	
11065T8202	Y-112R1	
11065T8203	Y-162R1	
11065Y1402	Y-103-2	
11065Y1403	Y-103-2	
11065Y1404	Y-103-2	
1106510G00	Y-705RS	
1106510T01	Y-757RS	
1106543G01	Y-707RS	
1106563G00GW	Y-707RS	
1106537506	Y-103	
1106537507	Y-103	
RFJ518601	Y-701J	DP39
SUZUKI	→ NGK	D-Power
09900RF001	Y-701J	DP39
YANMAR	→ NGK	D-Power
12497077800	Y-116V	
12915577800	Y-702R	
12915577801	Y-702U	
12933177800	Y-110V	
12979577800	Y-103V	
YUSIN	→ NGK	D-Power
24018201000	Y-122	



DISCONTINUED PRODUCTS



IGNITION
PARTS



A-6	AB-6
A-7	AB-7
A-8	AB-8
A-8F	A8FS
A-9F	A9FS
APR5FS-11	APR5FS
B10H	B10HS
B10HN	R5525-10
B11HP	R5525-11
B-2-10	B-2
B-4-10	B-4
B5ES-11	B5ES
B6EFS	BR6EF
B6HVX	BR6HIX
B7ET	BR7ET
B8EM	BR8EM
B8ES-11	B8ES
B8ET	BR8ET
B8HN	R5525-8
B9HP	R5530-9
BCP4ES	BCPR4ES-11
BCP5E-11	BCPR5E-11
BCP5ES	BCPR5ES
BCP5EVX	BCPR5EIX
BCP5EY-11	BCPR5EY-11
BCP6E-11	BKR6E-11
BCP6ES	BCPR6ES
BCP6EV	BCP6EVX
BCPR5EVX-11	BCPR5EIX-11
BCPR6ET	BKUR6ET
BCPR6EVX-11	BCPR6EIX-11
BCPR7ER	BKR6EK
BCPR7EY	BCPR7E
BK5EKU	BKR5EKU
BK7EKU	BKR7EKU
BKR5EP-8	BKR5EIX-P
BKR5EVX	BKR5EIX
BKR5EVX-11	BKR5EIX-11
BKR5EVXA-13	PFR5G-13E
BKR6EIX-LPG	LPG1
BKR6EVX	BKR6EIX
BKR6EVXA-13	PFR6G-13E
BKR7E-N	BKR7E
BKR7EVX	BKR7EIX
BKR7EVX-11	BKR7EIX-11
BKR7EY-11	BKR7E-11
BKR8ES	PFR8B
BKUR5E-11	BKR5E-11
BP10EV	BPR10EIX
BP2HS-10	BP2HS
BP4ES-13	BPR4ES-13
BP5EA	BP4EY
BP5EA-11	BP4EY-11
BP5EA-L	BP5EY
BP5EA-L-11	BP5EY-11
BP5EJ	BPR5EJ
BP6EA	BP6EY
BP6EA-11	BP6EY-11
BP6EF-13	BPR6EF-13
BP6EJ	BPR6EY-11
BP6EKA-V	BPR6EK-A
BP6EKN	BPR6EKN
BP7E	BPR7E

BP7EKN	BPR7EKN
BP7ES	BPR7ES
BP7EY-11	BPR7EY-11
BP8ES-11	BP8ES
BP8FS	R5674-8
BP8HSA	BPR8HSA
BP8HVX	BPR8HIX
BPR-2E	BPR2ES
BPR4EVX	GR4IX
BPR4S-15	BP-4
BPR5EA-11	BPR5EY-11
BPR5EF-13	BPR5EFS-13
BPR5EFVX	TR5IX
BPR5EP-13	BPR5EP-11
BPR5EVX	BPR5EIX
BPR5EVX-11	BPR5EIX-11
BPR5S	BP5S
BPR6EVX	BPR6EIX
BPR6EVX-11	BPR6EIX-11
BPR6E-ZP	PGR6A
BPR6FS-15	BPR6FS
BPR6HVX	BPR6HIX
BPR6S	BP6S
BPR7EVX	BPR7EIX
BPR7HVX	BPR7HIX
BPR8EVX	BPR8EIX
BR10ECMVX	BR10ECMIX
BR10EV	BR10EIX
BR4HSA-9	BPR4HSA
BR5ES-11	BR5ES
BR5FS-15	BR5FS
BR6EB	BR6ES
BR7EB-11	BUR7EB-11
BR7ES-11	BR7ES
BR7EVX	BR7EIX
BR9ECMVX	BR9ECMIX
BU6EA-11	BUR6EA-11
BU6EB-11	BUR6EB-11
BU7EA-11	BUR7EA-11
BUEW	BUE
BUR5EBVX-11	BUR5EB-11
BZ8ES	BR8ES
C10H	R0161-10
C4HA	CR4HSA
C6M	C6HSA
C7EH-9	CR7EH-9
C7HVX	CR7HIX
C8HV	CR8HIX
C9H	C8HSA
CR8EHVX-9	CR8EHIX-9
CR9EHVX-9	CR9EHIX-9
CR9EVX	CR9EIX
D-4H	DR4HS
D6ES	D6EA
D6HV	D6HA
D7EVX	DR7EIX
D8HV	D8HA
DCP8E	DCPR8E
DCPR7E-N	DCPR7E-N-10
DCPR7EVX	DCPR7EIX
DCPR8EVX	DCPR8EIX
DCPR9EVX	DCPR9EIX
DIMR8B10	DIMR8A10



DP5EA-9	DPR5EA-9
DP7Z	DPR7Z
DPR7EVX-9	DPR7EIX-9
DPR8EVX-9	DPR8EIX-9
DPR9EVX-9	DPR9EIX-9
DR8EVX	DR8EIX
DR9EVX	DR9EIX
FR2A-D	FR2B-D
GR4VX	GR4
GR5VX	GR5IX
IFR7G-11K	IFR7G-11KS
IKR9F8	IKR9J8
ILKAR6C10	ILKAR7C10
ILZKBR7A-8G	ILZKBR7B8DG
ITR5F13	TR5AI-13
JR10A	JR10B
JR9A	JR9B
LKR9CI-8	ILKR9G8
PFR4P-11	PFR4G-11
PFR5B	PFR5B-9
PFR5G-15E	PFR5G-11E
PFR5P	BKR5EQUPA
PFR6C-11	PFR6G-11
PFR6K-11	PFR6A-11
PGR6B	PGR6A-11
PLZKBR7A-G	PLZKBR7B8DG
PZFR6B	IZFR6B
PZFR6D-11	PZFR6J-11
PZFR6R8EG	SIZFR6B8EG
PZKER7A8EGS	PZKER7B8EGS
R0045A-11	R0045Q-11
R0045J-10	R0045Q-10
R0161-9	CR9HIX
R016-8	CR8EIX
R017-8	R0373A-8
R017-9	R0373A-9
R0256K-11	R0373A-11
R0256R-10	R0373A-10
R217-11	R2525-10
R217-95	R2525-9
R2430-10	R2349-10
R2430-9	R2349-9
R2525-11	R2349-11
R2556B-10	R2556G-10
R2556B-9	R2556G-9
R2558A-10	R2558E-10
R2558A-8	R2558E-8
R2558A-9	R2558E-9
R4118M-10	R4118S-10
R4304A-9	BPR9EIX
R4339-9	B9EG
R4452D-105	B105EGP
R4452D-11	B11EGP
R4452D-8	BR8EIX
R4452D-85	B85EGP
R4452D-9	BR9EIX
R4452D-95	B95EGP
R4468A-11	R6725-11
R4468A-115	R6725-115
R5300A-9	R7282-9
R5525-7	BR7HIX
R5525-9	BR9HIX
R5530-10	BR10HIX

R5530-8	BR8HIX
R5540-10	R5540F-10
R5649-11	R6712-10
R5649-9	R6712-9
R5671-8	R5671A-8
R5671-9	R5671A-9
R5672-8	R5672A-8
R5672-9	R5672A-9
R5883-10	R6690-10
R6021E-9	R6918B-9
R6061-8	BR8ECMIX
R6120-10	R7282-10
R6120A-105	R7282A-105
R6120A-11	R7282A-11
R6120M-11	R7429A-10
R6254E-8	R6254E-9
R6385-11P	R7376-10
R6385-8P	R7376-8
R6385-9P	R7376-9
R6711-9	R6601-9
R7112-7	IRIWAY7
R7115-10	R7433-10
R7115-8	R7433-8
R7115-9	R7433-9
R7119-8	R7434-8
R7232-7	BCPR7EIX
R7234-8	R7436-8
R7235-10	R7435-10
R7235-8	R7435-8
R7235-9	R7435-9
R7238-10	R7436-10
R7238-9	R7436-9
R7279-10	R7434-10
R7279-9	R7434-9
R7282C-11	R7282-11
R7282M-105	R7282-105
R8108-95	R8108A-10
RE8A-L	RE8C-L
SR5	TR5-1
TR4-2	TR4
TR4VX	TR4IX
TR5-1VX	TR5-1IX
TR55-1VX	TR55-1IX
TR55VX	TR55IX
TR5A-10	TR5B-13
UR40	UR45
UR45VX	UR45IX
UR4VX	UR4IX
UR55VX	UR55IX
UR5VX	UR5IX
UR6VX	UR6IX
WR5VX	WR5IX
XR40	XR45
XR45VX	XR45IX
XR4VX	XR4IX
XR5VX	XR5IX
YR55VX	YR55IX
YR5VX	YR5IX
ZFR7A-11	ZFR7F-11
ZGR5E	BPR5EY
ZGR6A	BPR6EY





CY51	CZ259
CY52	CZ260
CY53	Y-603J
CY57	CZ257
CZ71	CZ258
Y-118T-1	Y-118T1
Y-207TS	Y-207T
Y-504R	Y-504J
Y-506R	Y-506J
Y-507R	Y-507J
Y-525J	Y-548J
Y-701R	Y-701J
Y-722J	Y-722JS
Y-731U	Y-503J
Y-732U	Y-732J
Y-746R	Y-746J
Y-901R	Y-918J
Y-904M	Y-904M1
Y-911R	Y-910J
Y-914U	Y-924J

Disclaimer

EN

This catalogue supersedes all previous catalogs. NGK SPARK PLUG EUROPE GmbH has made its best effort to ensure an accurate information, based on information available at the time of the compilation of the catalog.

This catalog is made for information only. NGK SPARK PLUG EUROPE GmbH will not accept liability for any inaccuracy. Product linkage to vehicles or tools applications from this publication are considered under normal condition of use, fitted by a professional and for vehicles registered in Europe. For all different usage or post equipment, the responsibility of NGK SPARK PLUG EUROPE GmbH cannot be engaged. All ordered products are subject to valid terms and conditions supplied by NGK SPARK PLUG EUROPE GmbH.

The cross reference list (page 354-397) is furnished as a guide. Due to differences in design, materials, etc., products by various manufacturers may not match. See therefore our recommendation for the proper use of the acquired product.

Pictures, diagrams and drawings in this publication are not contractual. The property of the pictures, diagrams, drawings and other graphic elements and data belong to NGK SPARK PLUG EUROPE GmbH exclusively.

Reproduction of this publication, partial or total, is strictly prohibited without a prior written authorization of NGK SPARK PLUG EUROPE GmbH.

Specification is subject to change without notice.

DE

Mit Veröffentlichung dieser Ausgabe verlieren alle vorhergehenden Ausgaben ihre Gültigkeit. Dieser Katalog wurde, basierend auf den zum Zeitpunkt der Erstellung des Katalogs verfügbaren Informationen, von der NGK SPARK PLUG EUROPE GmbH nach bestmöglichem Wissen erstellt.

Dieser Katalog dient ausschließlich zu Informationszwecken. Die NGK SPARK PLUG EUROPE GmbH übernimmt keine Haftung für Druckfehler, Irrtümer oder sonstige fehlerhafte Informationen. Alle in diesem Katalog erwähnten Produkt-Zuordnungen zu Fahrzeugen oder Werkzeugen gelten für einen Einsatz unter normalen Bedingungen, den Einbau durch einen Fachmann sowie Fahrzeuge, die innerhalb der EU zugelassen sind. Die NGK SPARK PLUG EUROPE GmbH kann nicht für andere Nutzungszwecke oder Nachrüstungen jedweder Art haftbar gemacht werden. Alle bestellten Produkte unterliegen den geltenden Geschäftsbedingungen der NGK SPARK PLUG EUROPE GmbH.

Die Referenzliste (Seite 354-397) dient nur zur Information. Bedingt durch Unterschiede hinsichtlich Konstruktion, Werkstoffen usw. können Produkte verschiedener Hersteller nicht zusammenpassen. Siehe daher unsere Empfehlung für die richtige Anwendung des erworbenen Produkts.

Die in diesem Katalog abgebildeten Bilder, Diagramme und Zeichnungen sind nicht Vertragsbestandteil. Alle

Bilder, Diagramme, Zeichnungen sowie andere graphische Elemente und Daten sind exklusives Eigentum der NGK SPARK PLUG EUROPE GmbH. Jedwede Vervielfältigung dieses Katalogs, auch auszugsweise, ohne vorherige schriftliche Genehmigung durch die NGK SPARK PLUG EUROPE GmbH ist strengstens untersagt.

Die Spezifikation kann ohne vorherige Ankündigung geändert werden.

FR

NGK SPARK PLUG EUROPE GmbH a réalisé tous les efforts nécessaires pour assurer l'exactitude des informations sur la base des informations disponibles au moment de la compilation du catalogue.

Ce catalogue a été élaboré à titre informatif uniquement. NGK SPARK PLUG EUROPE GmbH n'acceptera aucune responsabilité en cas d'inexactitude. Les liens de produits avec des véhicules ou des outils dans cette publication sont considérés dans des conditions normales d'utilisation, installés par un professionnel et pour les véhicules immatriculés en Europe. Pour toute utilisation différente ou équipement de conversion, la responsabilité de NGK SPARK PLUG EUROPE GmbH ne peut pas être engagée. Tous les produits commandés sont soumis à des termes et conditions valides fournis par NGK SPARK PLUG EUROPE GmbH. Les images, diagrammes et dessins de cette publication ne sont pas contractuels.

Ce tableau de comparaison (page 354-397) est donné à titre indicatif. De par leurs différences de conceptions, matériaux, etc., les pièces produites par les différents fabricants n'ont pas exactement les mêmes caractéristiques. Se reporter au tableau d'affectations NGK SPARK PLUG EUROPE GmbH pour déterminer la référence adaptée à l'application.

Les images, les diagrammes, les dessins et autres éléments graphiques et données appartiennent à NGK SPARK PLUG EUROPE GmbH exclusivement. La reproduction de cette publication, partielle ou totale, est strictement interdite sans autorisation écrite préalable de NGK SPARK PLUG EUROPE GmbH.

Les spécifications peuvent être sujettes à modifications sans avis préalable.

IT

Il presente catalogo sostituisce tutti i precedenti. NGK SPARK PLUG EUROPE GmbH ha posto la massima attenzione per offrire informazioni accurate, basate sui dati disponibili al momento della compilazione del catalogo. Il presente catalogo ha esclusivamente scopo informativo.

NGK SPARK PLUG EUROPE GmbH non si assume nessuna responsabilità per eventuali imprecisioni. Si considera che i veicoli a cui si riferisce questa pubblicazione si trovino in condizioni di utilizzo normali, siano stati montati da un professionista e su veicoli immatricolati in Europa. Per qualsiasi utilizzo o per attrezzature montate successivamente, NGK SPARK PLUG EUROPE GmbH non si assume nessuna responsabilità.



Tutti i prodotti ordinati sono soggetti ai termini e alle condizioni forniti da NGK SPARK PLUG EUROPE GmbH. Le tabelle comparative (pag. 354-397) vengono fornite a scopo di guida. A causa della differenza nel design, materiale, ecc., le candele d'accensione prodotte da un altro costruttore potrebbero non corrispondere. Attenersi alle nostre raccomandazioni per il corretto utilizzo del prodotto. Le immagini, i grafici e i disegni presenti in questa pubblicazione non sono contrattuali. Le immagini, dei grafici, i disegni e gli altri elementi e dati sono di proprietà esclusiva di NGK SPARK PLUG EUROPE GmbH. La riproduzione della presente pubblicazione, parziale o totale, è strettamente proibita senza la preventiva autorizzazione scritta di NGK SPARK PLUG EUROPE GmbH. Le specifiche sono soggette a modifiche senza preavviso.

ES

Este catálogo reemplaza a todos los catálogos anteriores. NGK SPARK PLUG EUROPE GmbH ha hecho todo lo posible para garantizar que la información sea correcta, basándose en la información disponible en el momento de la redacción del catálogo.

Este catálogo se ha hecho con propósitos meramente informativos. NGK SPARK PLUG EUROPE GmbH no acepta ninguna responsabilidad por los posibles errores. Se considera que la utilización de los productos en vehículos o aplicaciones de herramientas de esta publicación se realiza en condiciones de uso normales, montados por un profesional y en vehículos matriculados en Europa. Para todos los otros usos o equipamiento a posteriori, NGK SPARK PLUG EUROPE GmbH no puede considerarse responsable. Todos los productos pedidos están sujetos a los términos y condiciones válidos de NGK SPARK PLUG EUROPE GmbH. Las imágenes, los diagramas y los dibujos de esta publicación no tienen valor contractual. La lista de referencias cruzadas (páginas 354-397) le servirá como guía. Debido a la diferencia en el diseño, materiales, etc., las bobinas producidas por otro fabricante pueden no coincidir. Siga nuestras recomendaciones para el uso adecuado del producto.

Las imágenes, los diagramas, los dibujos, los otros elementos gráficos y los datos son propiedad exclusiva de NGK SPARK PLUG EUROPE GmbH. La reproducción total o parcial de esta publicación está estrictamente prohibida sin una autorización previa por escrito de NGK SPARK PLUG EUROPE GmbH.

Las especificaciones están sujetas a cambios sin previo aviso.

NL

Deze catalogus vervangt alle eerdere catalogi. NGK SPARK PLUG EUROPE GmbH heeft alles in het werk gesteld om voor nauwkeurige informatie te zorgen, op basis van de informatie die voorhanden was op het moment dat de catalogus werd samengesteld.

Deze catalogus dient slechts ter informatie. NGK SPARK PLUG EUROPE GmbH aanvaardt geen aansprakelijkheid voor eventuele onnauwkeurigheden. Producten die in verband

worden gebracht met voertuigen of gereedschaptoepassingen van deze publicatie worden beschouwd onder normale gebruiksomstandigheden, geïnstalleerd door een professional en voor voertuigen die in Europa zijn geregistreerd. Voor alle andere gebruik of retrofitting aanvaardt NGK SPARK PLUG EUROPE GmbH geen aansprakelijkheid. Alle bestelde producten vallen onder de geldige algemene voorwaarden van NGK SPARK PLUG EUROPE GmbH.

De lijst met kruisverwijzingen (pagina 354-397) dient als leidraad. Door verschillen in ontwerp, materialen, enz. kunnen producten die door verschillende fabrikanten zijn vervaardigd afwijken. Zie ook onze aanbeveling voor het juiste gebruik van het product dat u gekocht heeft.

Afbeeldingen, schema's en tekeningen in deze publicatie zijn niet bindend. Afbeeldingen, schema's, tekeningen en andere grafische elementen en gegevens zijn exclusief eigendom van NGK SPARK PLUG EUROPE GmbH. Gedeeltelijke of volledige reproductie van deze publicatie is ten strengste verboden zonder schriftelijke toestemming vooraf van NGK SPARK PLUG EUROPE GmbH.

Specificaties kunnen zonder voorafgaande kennisgeving worden gewijzigd.

PT

Este catálogo substitui todos os catálogos anteriores. NGK SPARK PLUG EUROPE GmbH emvidou os seus melhores esforços para assegurar uma informação precisa, com base nas informações disponíveis no momento da compilação do catálogo. Este catálogo é elaborado apenas para efeitos informativos. NGK SPARK PLUG EUROPE GmbH não aceita qualquer responsabilidade por qualquer imprecisão. A ligação do produto a aplicações de veículos ou ferramentas desta publicação é considerada sob condições normais de uso, montado por um profissional e para veículos matriculados na Europa. Para todos os usos diferentes ou pós-equipamento, a responsabilidade de NGK SPARK PLUG EUROPE GmbH não pode se comprometer. Todos os produtos encomendados estão sujeitos a termos e condições válidos fornecidos pela NGK SPARK PLUG EUROPE GmbH. Esta lista de referência cruzada (página 354-397) é fornecida como guia. Devido a diferenças em termos de design, materiais, etc., os produtos dos vários fabricantes poderão não corresponder. Consequentemente, consulte a nossa recomendação quanto à utilização adequada do produto adquirido. As fotos, diagramas e desenhos nesta publicação não são contratuais. A propriedade das fotos, diagramas, desenhos e outros elementos gráficos e dados pertencem exclusivamente a NGK SPARK PLUG EUROPE GmbH. A reprodução desta publicação, parcial ou integral, é estritamente proibida sem uma autorização prévia por escrito da NGK SPARK PLUG EUROPE GmbH.

As especificações estão sujeitas a alterações sem aviso prévio.



GR

Αυτός ο κατάλογος αντικαθιστά όλους τους προηγούμενους καταλόγους. Η NGK SPARK PLUG EUROPE GmbH έχει κάνει κάθε δυνατή προσπάθεια για να εξασφαλιστεί η ακριβής πληροφόρηση, βάσει των διαθέσιμων πληροφοριών κατά το χρόνο της κατάρτισης του καταλόγου. Αυτός ο κατάλογος έχει στόχο μόνο την πληροφόρηση. Η NGK SPARK PLUG EUROPE GmbH δεν αναλαμβάνει καμία ευθύνη για οποιαδήποτε ανακρίβεια. Η σύνδεση του προϊόντος σε οχήματα ή εφαρμογές εργαλείων του παρόντος καταλόγου θεωρείται ότι γίνονται υπό κανονικές συνθήκες χρήσης, με εγκατάσταση από επαγγελματίες και για τα οχήματα που έχουν ταξινομηθεί στην Ευρώπη. Για όλες τις άλλες περιπτώσεις διαφορετικής χρήσης ή προσθήκης εξοπλισμού, δεν φέρει ευθύνη η NGK SPARK PLUG EUROPE GmbH. Όλα τα παραγγελθέντα προϊόντα υπόκεινται σε έγκυρους όρους και προϋποθέσεις που παρέχονται από την NGK SPARK PLUG EUROPE GmbH.

Αυτή η λίστα παραπομπών (σελ. 354-397) παρέχεται ως οδηγός. Λόγω των διαφορών στη σχεδίαση, στα υλικά κ.λπ., τα προϊόντα από διάφορους κατασκευαστές ενδέχεται να παρουσιάζουν ασυμφωνίες. Συνεπώς, ανατρέξτε στις συστάσεις μας για την ενδεδειγμένη χρήση του προϊόντος που έχετε αποκτήσει.

Εικόνες, διαγράμματα και σχέδια σε αυτήν την έκδοση δεν αποτελούν μέρος σύμβασης. Οι εικόνες, διαγράμματα, σχέδια και άλλα γραφικά στοιχεία και δεδομένα αποτελούν αποκλειστική ιδιοκτησία της NGK SPARK PLUG EUROPE GmbH. Απαγορεύεται αυστηρά η ολική ή μερική αναπαραγωγή της δημοσίευσης χωρίς την προηγούμενη γραπτή άδεια της NGK SPARK PLUG EUROPE GmbH. Η προδιαγραφή μπορεί να αλλάξει χωρίς προειδοποίηση.

TR

Bu katalog önceki tüm katalogların yerini alır. NGK SPARK PLUG EUROPE GmbH, bu katalogun hazırlanma aşamasında mevcut olan bilgilere dayanarak doğru bilgiler vermek için elinden geleni yapmıştır. Bu katalog yalnızca bilgi amaçlı hazırlanmıştır. NGK SPARK PLUG EUROPE GmbH, herhangi bir hata için sorumluluk kabul etmez. Bu yayındaki taşıt ve araç uygulamalarına atıfta bulunan ürün bağlantıları verilirken normal kullanım koşulları, bir uzmanca takılmış olması göz önünde bulundurulmuştur ve Avrupa'da tescillenmiş taşıtlar içindir. Farklı herhangi bir kullanım veya sonradan takılan ekipmanlar için NGK SPARK PLUG EUROPE GmbH sorumlu tutulamaz. Sipariş edilen tüm ürünler, NGK SPARK PLUG EUROPE GmbH tarafından sağlanan geçerli şartlara ve koşullara tabidir. Çapraz referans listesi (sayfa 354-397) bir kılavuz olarak verilmiştir. Not: Bu tablo referans amaçlıdır. Tasarım, malzeme ve benzeri şeylerdeki farklılıklar sebebiyle, farklı üreticilerin ürünleri eşleşmeyebilir. Bu yüzden alınan ürünün uygun kullanımı ile ilgili tavsiyelerimize bakın. Bu yayındaki resimler, şemalar ve çizimler taahhüt değildir. Resimlerin, çizimlerin ve diğer grafik öğelerin mülkiyeti yalnızca NGK SPARK PLUG EUROPE GmbH'ye aittir. Bu yayının NGK SPARK PLUG EUROPE GmbH'den önceden yazılı izin

almadan kısmi veya tam olarak yeniden çoğaltılması kesinlikle yasaktır. Ürün özellikleri önceden bildirilmeksizin değiştirilebilir.

PL

Niniejszy katalog zastępuje wszystkie poprzednie katalogi. Firma NGK SPARK PLUG EUROPE GmbH dołożyła najlepszych starań, aby upewnić się, że katalog zawiera precyzyjne informacje opierające się na danych dostępnych w czasie opracowania katalogu. Niniejszy katalog ma charakter wyłącznie informacyjny. Firma NGK SPARK PLUG EUROPE GmbH nie ponosi żadnej odpowiedzialności za jakiegokolwiek nieprecyzyjne dane. Przystosowanie produktów do pojazdów lub narzędzi wymienionych w niniejszej publikacji zakłada normalne warunki stosowania, montaż przez profesjonalistów oraz pojazdy zarejestrowane w Europie. Firma NGK SPARK PLUG EUROPE GmbH nie ponosi żadnej odpowiedzialności za jakiegokolwiek przypadki innych zastosowań lub stosowanie w sprzęcie innego rodzaju. Wszystkie zamówione produkty podlegają odpowiednim warunkom i postanowieniom określonym przez firmę NGK SPARK PLUG EUROPE GmbH. Załączona lista porównawcza (strony 354-397) powinna być traktowana jedynie jako wskazówka. Ze względu na różnice w kształcie, zastosowanych materiałach itp., produkty poszczególnych producentów mogą się różnić między sobą. Z powyższych powodów prosimy stosować się do zaleceń dotyczących użytkowania produktu. Ilustracje, schematy i rysunki zawarte w niniejszej publikacji nie mają mocy umownej. Ilustracje, schematy, rysunki i inne elementy graficzne oraz dane należą wyłącznie do firmy NGK SPARK PLUG EUROPE GmbH. Reprodukacja niniejszej publikacji w części lub w całości jest surowo zabroniona bez uzyskania wcześniejszego pisemnego upoważnienia ze strony firmy NGK SPARK PLUG EUROPE GmbH. Specyfikacja może ulec zmianie bez powiadomienia.

CZ

Tento katalog nahrazuje všechny předchozí katalogy. NGK SPARK PLUG EUROPE GmbH vyvinul co největší úsilí, aby poskytl nejpřesnější informace, založených na informacích dostupných v okamžiku sestavení katalogu. Tento katalog je jen pro informační účely. NGK SPARK PLUG EUROPE GmbH nepřebírá žádnou zodpovědnost na případné nepřesnosti. Propojení jednotlivých produktů s vozidly nebo použití s náradím z této publikace se počítají za normálních podmínek užívání, nastavených odborníky pro vozidla registrovaná v Evropě. NGK SPARK PLUG EUROPE GmbH se nezavazuje k odpovědnosti za jiné užití nebo pro následné vybavení. Všechny objednaných výrobků se týkají platné podmínky a dohody dodávek NGK SPARK PLUG EUROPE GmbH. Seznam křížových odkazů (strana 354-397) je dodán jako průvodce. Vzhledem k rozdílům v designu, materiálech atd. se produkty od různých výrobců nemusejí shodovat. Proto



se podívejte na naše doporučení ohledně řádného použití zakoupeného produktu.

Obrázky, diagramy a kresby v této publikaci nejsou závazné. Vlastnictví obrázků, diagramů, kreseb a dalších grafických prvků a dat jsou výhradním majetkem NGK SPARK PLUG EUROPE GmbH. Jakákoliv reprodukce této publikace, ať části nebo v celku je přísně zakázána bez písemné autorizace NGK SPARK PLUG EUROPE GmbH.

Specifikace se může změnit bez předchozího upozornění.



Ez a katalógus hatályon kívül helyez minden korábbi katalógust. NGK SPARK PLUG EUROPE GmbH mindent megtett annak érdekében, hogy a katalógus összeállításakor rendelkezésre álló információkon alapuló pontos tájékoztatást biztosítson.

Ez a katalógus csak tájékoztató jellegű. NGK SPARK PLUG EUROPE GmbH nem vállal felelősséget az esetleges pontatlanságokért. A jelen katalógusban szereplő járműhöz kapcsolódó elemek, vagy alkalmazási eszközök használata szokásos alkalmazási feltételek mellett értendő, és azokat szakembernek kell az Európában bejegyzett járművekbe szerelnie. Minden ettől eltérő használatért, vagy utólagos beszerelésért az NGK SPARK PLUG EUROPE GmbH semmiféle felelősséget nem vállal. Valamennyi megrendelt termékre az NGK SPARK PLUG EUROPE GmbH által meghatározott feltételek vonatkoznak. A kiadványban szereplő ábrák, diagramok és rajzok nem szerződéses jellegűek. A kereszthivatkozás lista (354-397 oldal) csak útmutatóként szolgál. A különböző gyártók által gyártott termékek tervezésében, az anyagaiban, stb. eltérések lehetnek. Ezért vegye figyelembe ajánlásainkat a megvásárolt termék a helyes használatához.

A kiadványban szereplő ábrák, diagramok, rajzok és egyéb grafikus elemek és adatok kizárólag az NGK SPARK PLUG EUROPE GmbH tulajdonát képezik. A kiadvány részleges vagy teljes reprodukciója kizárólag az NGK SPARK PLUG EUROPE GmbH előzetes és írásos engedélyezésével történhet.

A specifikáció előzetes értesítés nélkül megváltozhat.



Данный каталог заменяет все ранее изданные каталоги. Компания NGK SPARK PLUG EUROPE GmbH предприняла все возможные усилия, чтобы обеспечить точность данных, подготовленных на основе доступной на момент составления каталога информации.

Данный каталог предназначен только для информационных целей. NGK SPARK PLUG EUROPE GmbH не несет ответственность за какие-либо неточности. Примеры установки продуктов в транспортные средства или использования инструментов в данном издании рассматриваются для случаев нормального режима эксплуатации, профессионального монтажа и транспортных средств, зарегистрированных в Европе. При любых других условиях ответственность за последствия использования оборудования NGK SPARK

PLUG EUROPE GmbH не несет. На все заказанные продукты распространяются действующие условия и положения NGK SPARK PLUG EUROPE GmbH. других производителей (стр. 354-397) предоставлен в качестве справочного материала. Продукты разных производителей могут не соответствовать друг другу вследствие отличий в конструкции, материалах и т. п. Просим вас руководствоваться нашими рекомендациями по надлежащему использованию приобретенного продукта.

Изображения, графики и рисунки в данном издании не являются договорными. Права на изображения, графики, рисунки и прочие графические элементы и данные принадлежат исключительно NGK Spark Plug Europe GmbH. Воспроизведение данного издания, частично или полностью, строго запрещается без предварительного письменного разрешения NGK Spark Plug Europe GmbH. Спецификация может быть изменена без предварительного уведомления.



PRODUCT PORTFOLIO



IGNITION
PARTS

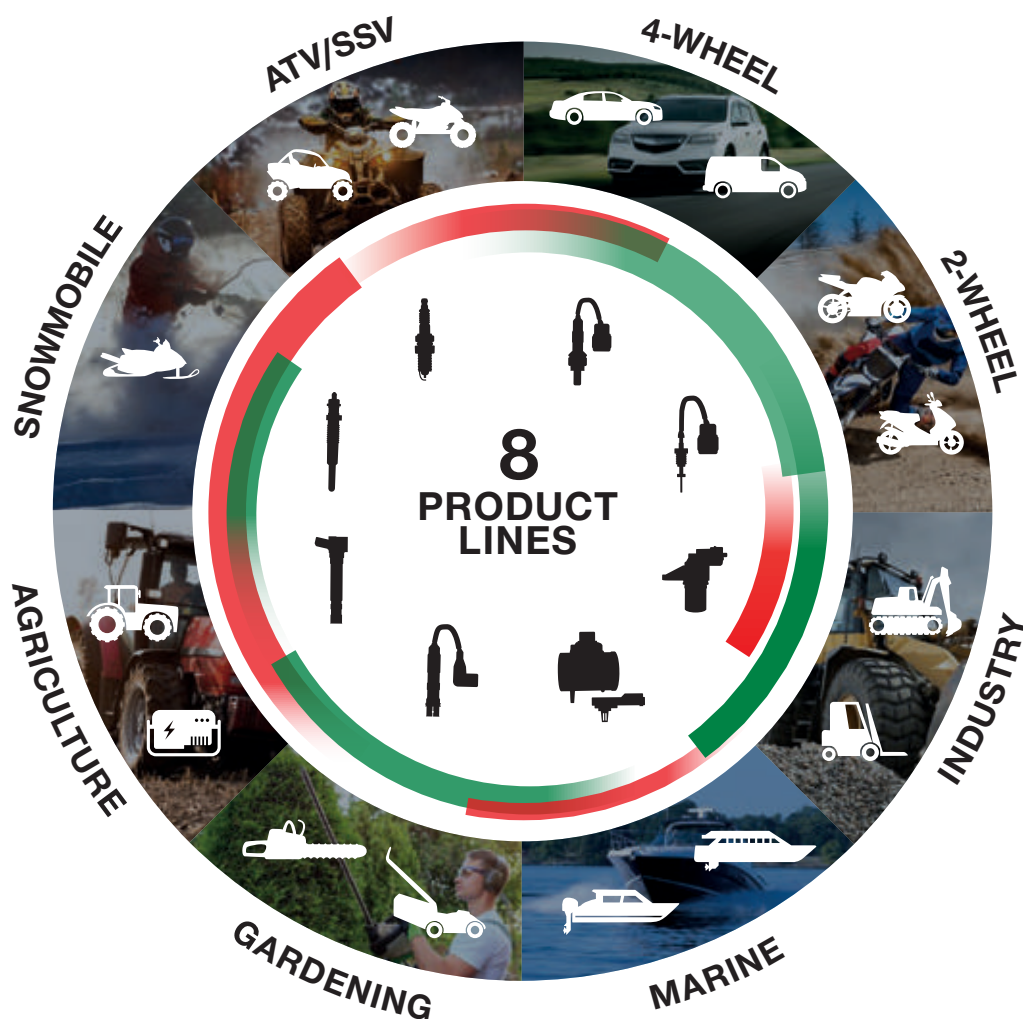


VEHICLE
ELECTRONICS

NGK SPARK PLUG offers a comprehensive range of products for the Aftermarket. Eight business areas (4-wheel, 2-wheel, industry, marine, gardening, agricultur, snowmobile and ATV/SSV) are supplied with more than 60,000 applications covering eight product lines.

With its two strong brands NGK and NTK and countless products to choose from, NGK SPARK PLUG is the world's largest supplier of spark plugs and oxygen sensors. While NGK Ignition Parts stands for the ultimate in performance – from spark plugs and glow plugs to ignition coils and ignition leads –, NTK Vehicle Electronics, the precision brand, offers vehicle electronics and great business opportunities.

All we do, innovate and produce, perfectly reflects our ultimate aim: Performance through Precision, Precision for Performance.



NGK – POWERED BY PERFORMANCE



Spark
Plugs



Glow
Plugs



Ignition
Coils



Ignition
Leads

NTK – POWERED BY PRECISION



Oxygen
Sensors



Temperature
Sensors

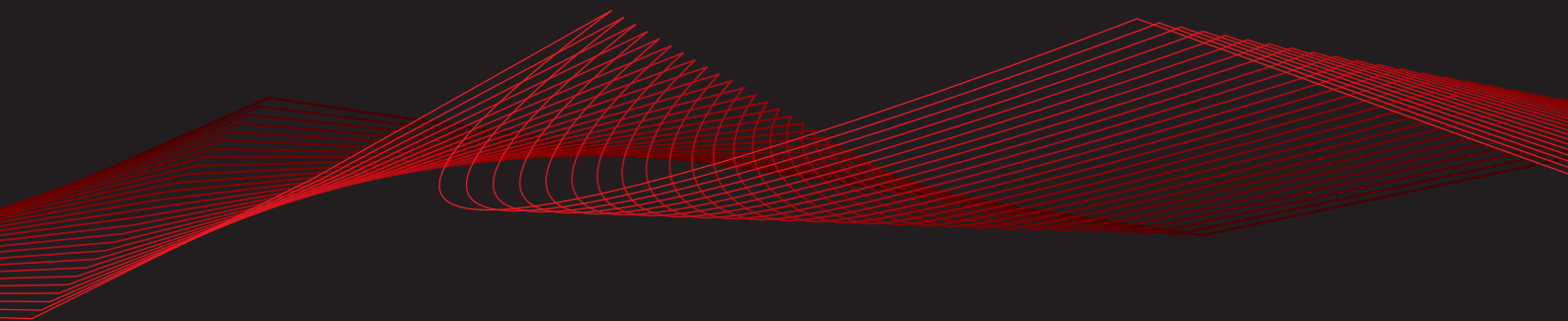


MAP/MAF
Sensors



Engine Speed &
Position Sensors





QEU001534

NGK SPARK PLUG EUROPE GmbH

Harkortstraße 41 • D-40880 Ratingen

Tel.: +49 (0) 2102 974-000 • Fax: +49 (0) 2102 974-149



www.ngkntk.com

NGK | NTK
SPARK PLUGS TECHNICAL CERAMICS

NGK SPARK PLUG CO., LTD.

EMEA // EUROPE-MIDDLE EAST-AFRICA