

WE MAKE  
THE BEST BOATS  
BETTER!

**2022**



## Your most trusted partner

Whether on water or on the road, delivering an optimal user experience is at the heart of ASG's business. It's why we are proud to be the world's leading supplier of products and integrated systems to the marine, RV, and Specialty Vehicle industries. Our broad portfolio of market leading brands in power management, digital control & monitoring, and networked devices are distributed globally to a diverse aftermarket and OEM customer base. ASG is driven, every day, to be the world's most trusted partner to the marine and mobile industries.

**ANCOR**

Wire  
Wire Management  
[ancorproducts.com](http://ancorproducts.com)

**attwood**

Lighting  
Marine Accessories  
Water and Fuel Systems  
[attwoodmarine.com](http://attwoodmarine.com)

**BEP**  
TRUSTED QUALITY

Battery Management  
Power Distribution  
[bepmarine.com](http://bepmarine.com)

**BLUE SEA**  
SYSTEMS

Battery Management  
Circuit Protection  
Power Distribution  
[blueseasystems.com](http://blueseasystems.com)

**CZONE**

Digital Control  
& Monitoring  
Onboard  
Offboard UX  
[czone.net](http://czone.net)

**GARELICK**

Metal Fabricated  
Hardware  
[garelick.com](http://garelick.com)

**MotorGuide**

Trolling Motors  
[motorguide.com](http://motorguide.com)

**ProMariner**

Battery Chargers  
[promariner.com](http://promariner.com)

**Whale**

Heating Systems  
Pumps  
[whalepumps.com](http://whalepumps.com)

**MARINCO**

AC Shore Power  
Marine Accessories  
[marinco.com](http://marinco.com)

**MASTERVOLT**

Batteries  
Power Conversion  
[mastervolt.us](http://mastervolt.us)

**LENCO**

Actuators  
Trim Tab System  
[lencomarine.com](http://lencomarine.com)





# What makes Lenco Marine different:

## | Company Philosophy

Here at Lenco Marine, we have a passion that can't be taught – it's a commitment to producing quality products and providing excellent customer service that is shared by each and every member of the Lenco team. We work hard every day and are proud to deliver exciting, dependable, environmentally friendly products that will make your time on the water as enjoyable as it should be. Our dedication to quality and attention to detail give every member of the Lenco team the confidence to say, "We make the best boats better!"

## | Customer Service

We pride ourselves on providing superior customer experiences. Our Warranty & Technical Support Team are here to handle all Customer requests directly through our factory. Troubleshooting help, part number assistance, warranty claim processing & much more are just a phone call away. We are also proud to announce, as of April 1st, 2019, we have extended our 3 year warranty coverage to 5 years for all standard trim tab applications.

## | Product Selection

Lenco Marine is the true industry leader in the marine and boating world, manufacturing not only trim tabs but also electric actuators, hatch lifts, switches and the Auto Glide boat leveling system

## | Worldwide Access to Product

A distribution network in multiple countries provides access to products when they are needed

## | Information

24-hour access to product information, selection tools, and technical articles online at [lencomarine.com](http://lencomarine.com)

## | Quality

Our consistent commitment to producing only the highest quality products has proven to be an essential ingredient for the continued growth of the company





# **NEW** Products

19

## **Heavy-Duty Trim Tab Kits**

The largest and strongest HD Trim Tab Series. Similar to our 10-gauge HD systems, this series was engineered using 7-gauge 1/4" thick stainless steel blades. While using a single actuator application, these systems perform best on larger vessels, including commercial applications, and go fast boats. Boat Lengths 24' (7.3 m) to 46' (14 m)

**15162-103** Boat Length: 24' (7.3m) to 42' (12.8m)

**15163-103** Boat Length: 28' (8.5m) to 46' (14m)



19

## **Heavy-Duty Trim Tab Kits**

This Heavy Duty system is similar to our 7-gauge system, but with a wider trailing edge profile giving it a larger surface area when making trim adjustments. The sides and back edges of this blade are bent up at 90 degrees providing added strength to the blade. This HD system is engineered for boats that need strength along with extra lift from the wider trailing edge profile. Boat Lengths 23' (7.01m) to 50' (15.24 m)

**15164-103** Boat Length: 23' (7.1m) to 45' (13.7m)

**15165-103** Boat Length: 25' (7.6m) to 50' (15.24m)





43

### HD Heavy-Duty Actuator

The Lenco HD Heavy-Duty Actuator is designed to push twice the weight as its 101 and 102 actuator predecessors. It is intended to be used in conjunction with multiple Lenco trim tab systems. Boat lengths up to 80' (24.4m).

15158-001 Kit, HD Actuator, 2-1/4" stroke, 6' cable, 12V


15160-001 Kit, HD Actuator, 4-1/4" stroke, 6' cable, 12V



# Table of Contents

## ELECTRIC TRIM TAB KITS

Standard Mount Kits	10
Edge Mount Kits	11
Complete Trim Tab Kits	12
Limited Space Kits	13
Airboat Trim Tab Kit	13
Standard Performance Kits	14
Heavy Duty Performance	14
Extreme Duty Performance	15
High Performance Kits	16, 17
Super Strong Kits	18
Heavy Duty Kits	19
Trim Tab Selection Guide	21



## AUTO GLIDE SYSTEM & ACCESSORIES

Auto Glide Aftermarket Kit	26
Auto Glide Key Pad	26
Auto Glide Control Box	26
Control Box Harness	26
CAN Bus 1-NMEA 2000 Adapter	26, 27
CAN Bus 2-NMEA 2000 GPS	26, 27
NMEA 2000 GPS Antenna Only	26, 27
NMEA 2000 Tee Connector Only	26, 27
Female Terminating Resistor	26, 27
Male Terminating Resistor	26, 27
2.5' NMEA 2000 Power Cable	26, 27
Smartcraft/Merc Adapter	27
Command Link/Yam Adapter	27
J1939 Adapter Cable	27
CAN Bus 2-NMEA 2000 Network	27
30260 Series Extension Cables	27
Auto Glide 2nd Station Kits	27
Replacement 2nd Station Key Pad	27
NMEA 2000 GPS Antenna Kit	27
15' (4.6 m) GPS Extension Kit	27
Ext. Cable for CAN Bus 2	27
CAN Bus Splitter Connector Hub	27
GPS Antenna Mounting Bracket	27
Power Pigtails	27
Control Box Mounting Bracket	27



## SWITCH & FLYBRIDGE KITS AND ACCESSORIES

Standard Integrated Switch	30
LED Integrated Switches	30
LED (TWO-PIECE) Switch Single	31
LED (TWO-PIECE) Switch Dual	31
Double Rocker Single w/o Pigtail	31
Double Rocker Switch Single	32
Double Rocker Switch Dual	32
Airboat Trim Tab Rocker Switch	32
Hatch Lift Rocker Switch Single	33, 39
Hatch Lift Rocker Switch Dual	33, 39
Flybridge Standard (ALL-IN-ONE)	34
Flybridge LED (ALL-IN-ONE)	34
Flybridge LED (TWO-PIECE)	34

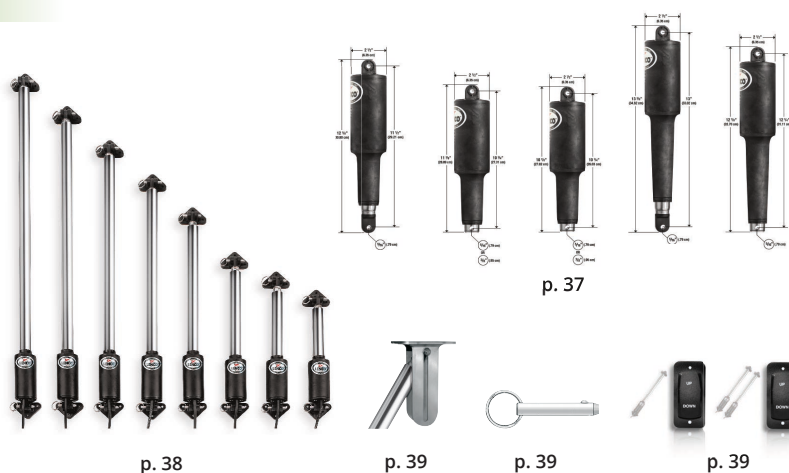




# Table of Contents

## ACTUATORS & HATCH LIFTS

Trim Tab Actuator Guide	36
101 Standard Actuator	37
101 XD Actuator	37
101 XDS (Short) Actuator	37
102 Actuator	37
102 HD/XD Actuator	37
Electric Hatch Lifts 12 Volt	38
Electric Hatch Lifts 24 Volt	38
Stainless Steel bracket	39
Stainless Steel Pull Pin	39
Hatch Lift Rocker Switch Single	33, 39
Hatch Lift Rocker Switch Dual	33, 39



p. 38

p. 39

p. 39

p. 39

## REPLACEMENT PARTS & TRIM TAB ACCESSORIES

Bennett Hydraulic to Lenco Electric Limited Space Replacement Blades	40
Most Common Replacement Blades	41
All Other Series Replacement Blades	41
120 Lower Mounting Bracket	42
Upper Mounting Bracket with Gland Seal	42
Standard Upper Bracket with Gland Seal	42
7 Degree Mounting Shim	42
Standard Lower Mounting Bracket	42
Compact Upper Bracket with Gland Seal	42
Hinge & Upper Bracket Screws	42
Actuator Replacement Hardware	42
101 Actuator Hardware	42
Remote Gland Seal Kit	42
3-3/4" & 1-7/8" Sacrificial Anodes	42
Deutsch Plug Kit (Pack of 5)	42
Deutsch Receptacle Kit (Pack of 5)	42
Deutsch Plug Electrical Repair Kit	42
Actuator Extension Harnesses	42
Replacement Hatch Lift Pull Pin	43
Delrin Mounting Pins	43
36" & 72" Power Pigtail for Switches	43
72" Power Pigtail for Control Box	43
Flybridge Key Pad Extension Harnesses	43
Replacement Y Connector Harness	43
HD Heavy Duty Actuator	43



p. 40

p. 41

p. 41

p. 42

p. 42

p. 42

p. 42

p. 42

p. 42

p. 42

p. 42

p. 42

p. 42

p. 42

p. 42

p. 42

p. 42

p. 42

p. 42

p. 43

p. 43

p. 43

p. 43

p. 43

p. 43

p. 43

## INDEX

Part Number Index	45, 46, 47
-------------------	------------



# ELECTRIC TRIM TAB KITS

## Standard Mount Kits



10

Ideal for most common style boats from center console fishing boats to cuddy cabin cruisers. Boat lengths 14' (4.3 m) to 69' (21 m).

## Edge Mount Kits



11

Designed for boat applications where a lower actuator mounting height is desirable.

## Limited Space Kits



13

Engineered to fit behind ladders. This unique design gives you all the benefits of a standard tab in an ultra compact design.

## Airboat Kits



13

The world's first Airboat specific design. The planing surface provides greater lift and less drag. Engineered to prevent the tab from digging in during hard turns resulting in a safer ride.

## Lenco Electric Trim tabs

Trim tabs make the single most important difference in the way your boat rides and performs. They are optional on some boats but should be as standard as power trim and tilt. Lenco trim tabs make your boat ride smoother, drier, faster and with increased safety whether on a small skiff or a mega-yacht.



INSTANT  
RESPONSE



FUEL  
EFFICIENT



100%  
ELECTRIC



ECO  
FRIENDLY



PLUG  
& PLAY



AUTO GLIDE  
COMPATIBLE



MADE IN  
THE USA

# ELECTRIC TRIM TAB KITS

## High Performance Kits



16

The Heavy Duty series is designed & built for the boats that need extra strength to support them in rougher water at higher speeds.

## Super Strong Kits



17

This Super Strong design is for sport fishing, large cruising and commercial vessels.

## Heavy Duty (HD) Kits

**NEW**



19

The Heavy Duty Kits are designed for the most extreme conditions. These systems come equipped with the new Heavy Duty Actuator.





## Standard Mount Trim Tab Kits

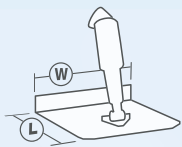
### 12V System

The series that started the electric revolution! Our original Trim Tab design and still the most popular series we build. Ideal for most common style boats from center console fishing boats to cuddy cabin cruisers. Boat lengths 14' (4.3 m) to 69' (21 m)



15001-101

Blades are constructed of 12-gauge (2.7 mm) laser cut 304 stainless steel with a 5/8" (1.6 cm) flared trailing edge & 1/8" (3.2 mm) diameter hinge pin. Upper and lower high impact corrosion proof mounting brackets with mechanical cable gland seal.



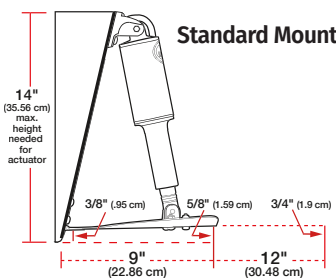
#### SIZE DESCRIPTION

L = Length of tab  
W = Width of hinge

Size description to be used with chart below.

#### Kits include:

- (2) 12-gauge stainless steel standard finish blades
- (2) 15054-001 actuators with 6' (1.8 m) leads and Deutsch connectors
- (2) 30133-103 actuator extension wiring harnesses - 20' (6.1 m) length
- (2) 15085-001 upper mounting brackets with gland seal
- (2) 50014-001 lower mounting brackets
- Lenco owner's/installation manual
- Stainless steel mounting hardware



#### Standard Mount

#### Retail Box

See check-list below



Part #	L" X W"	Boat Length	Hinge Height	Min Transom Height	Retail Box
15000-101	9" x 9"	14'-18'	2" (5.1 cm)	14" (35.6 cm)	Yes
15001-101	9" x 12"	16'-25'	2" (5.1 cm)	14" (35.6 cm)	Yes
15002-101	9" x 18"	22'-30'	2" (5.1 cm)	14" (35.6 cm)	-
15003-101	9" x 24"	26'-40'	1" (2.5 cm)	14" (35.6 cm)	-
15004-101	9" x 30"	30'-50'	1" (2.5 cm)	14" (35.6 cm)	-
15005-101	9" x 36"	34'-65'	1" (2.5 cm)	14" (35.6 cm)	-
15007-101	12" x 12"	17'-30'	2" (5.1 cm)	14" (35.6 cm)	Yes
15008-101	12" x 18"	26'-36'	2" (5.1 cm)	14" (35.6 cm)	-
15009-101	12" x 24"	30'-44'	1" (2.5 cm)	14" (35.6 cm)	-
15010-101	12" x 30"	34'-54'	1" (2.5 cm)	14" (35.6 cm)	-
15011-101	12" x 36"	38'-69'	1" (2.5 cm)	14" (35.6 cm)	-

#### Switch kits sold separately

See pages 30-32

## Electro-Polished Standard Mount Trim Tab Kits

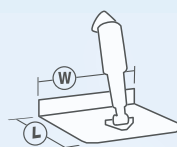
### 12V System

All the same features of the Standard Mount series with the addition of Electro-Polished blades. Electro-Polish adds a mirror finish and the ultimate corrosion protection. Boat lengths 16' (4.9 m) to 30' (9.1 m)



15113-101

Blades are constructed of Electro-Polished 12-gauge (2.7 mm) laser cut 304 stainless steel with a 5/8" (1.6 cm) flared trailing edge & 1/8" (3.2 mm) diameter hinge pin. Upper and lower high impact corrosion proof mounting brackets with mechanical cable gland seal.



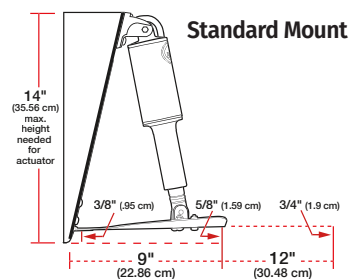
#### SIZE DESCRIPTION

L = Length of tab  
W = Width of hinge

Size description to be used with chart below.

#### Kits include:

- (2) 12-gauge stainless steel Electro-Polished blades
- (2) 15054-001 actuators with 6' (1.8 m) leads and Deutsch connectors
- (2) 30133-103 actuator extension wiring harnesses - 20' (6.1 m) length
- (2) 15085-001 upper mounting brackets with gland seal
- (2) 50014-001 lower mounting brackets
- Lenco owner's/installation manual
- Stainless steel mounting hardware



#### Standard Mount

#### Retail Box


See check-list below



Part #	L" X W"	Boat Length	Hinge Height	Min Transom Height	Retail Box
15113-101	9" x 12"	16'-25'	2" (5.1 cm)	14" (35.6 cm)	Yes
15114-101	12" x 12"	17'-30'	2" (5.1 cm)	14" (35.6 cm)	Yes

#### Switch kits sold separately

See pages 30-32



## Edge Mount Trim Tab Kits

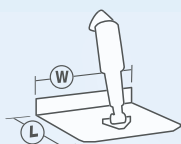
### 12V System

Designed for boat applications where a lower actuator mounting height is desirable. Actuator mounts at the trailing edge of the blade giving it a ½" (1.3 cm) lower mounting height on 9" (22.9 cm) long blades & 3" (7.6 cm) lower mounting height on 12" (30.5 cm) long blades. All edges are turned up for added strength and style. Boat lengths 14' (4.3 m) to 36' (11 m)



15016-101

Blades are constructed of 12-gauge (2.7 mm) laser cut 304 stainless steel with 1" (2.5 cm) turned up edges and a 5 degree taper on both sides to the trailing edge, & 1/8" (3.2 mm) diameter hinge pin. Upper and lower high impact corrosion proof mounting brackets with mechanical cable gland seal.



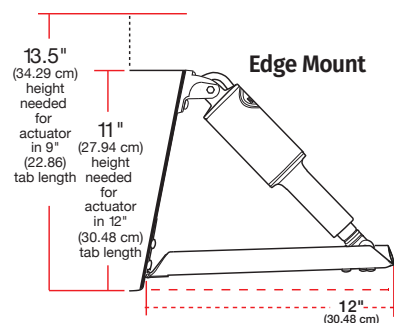
#### SIZE DESCRIPTION

L = Length of tab  
W = Width of hinge

Size description to be used with chart below.

#### Kits include:

- (2) 12-gauge stainless steel standard finish blades
- (2) 15054-001 actuators with 6' (1.8 m) leads and Deutsch connectors
- (2) 30133-103 actuator extension wiring harnesses - 20' (6.1 m) length
- (2) 15085-001 upper mounting brackets with gland seal
- (2) 50014-001 lower mounting brackets
- Lenco owner's/installation manual
- Stainless steel mounting hardware



Edge Mount

Retail Box  
See check-list below

Part #	L" X W"	Boat Length	Hinge Height	Min. Transom Height	Retail Box
15013-101	9" x 9"	14'-18'	2" (5.1 cm)	13.5" (34.3 cm)	Yes
15014-101	9" x 12"	16'-25'	2" (5.1 cm)	13.5" (34.3 cm)	Yes
15015-101	12" x 9"	14'-18'	2" (5.1 cm)	11" (27.9 cm)	Yes
15016-101	12" x 12"	17'-30'	2" (5.1 cm)	11" (27.9 cm)	Yes
15017-101	12" x 18"	26'-36'	2" (5.1 cm)	11" (27.9 cm)	-

Switch kits sold separately

See pages 30-32

## Electro-Polished Edge Mount Trim Tab Kits

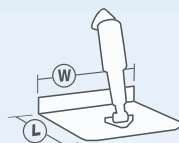
### 12V System

All the same features of the Edge Mount series with the addition of Electro-Polished blades. Electro-Polish adds a mirror finish and the ultimate corrosion protection. Actuator mounts at the trailing edge of these 12" (30.5 cm) blades giving them a 3" (7.6 cm) lower mounting height. Boat Lengths 14' (4.3 m) to 30' (9.1 m)



15116-101

Blades are constructed of Electro-Polished 12-gauge (2.7 mm) laser cut 304 stainless steel with a 1" (2.5 cm) turned up edges and a 5 degree taper on both sides to the trailing edge & 1/8" (3.2 mm) diameter hinge pin. Upper and lower high impact corrosion proof mounting brackets with mechanical cable gland seal.



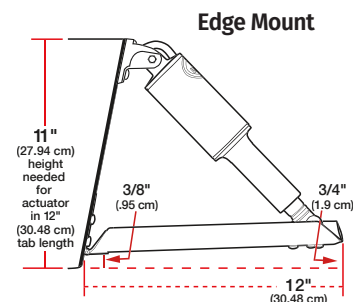
#### SIZE DESCRIPTION

L = Length of tab  
W = Width of hinge

Size description to be used with chart below.

#### Kits include:

- (2) 12-gauge stainless steel Electro-Polished blades
- (2) 15054-001 actuators with 6' (1.8 m) leads and Deutsch connectors
- (2) 30133-103 actuator extension wiring harnesses - 20' (6.1 m) length
- (2) 15085-001 upper mounting brackets with gland seal
- (2) 50014-001 lower mounting brackets
- Lenco owner's/installation manual
- Stainless steel mounting hardware



Edge Mount

Retail Box  
See check-list below

Part #	L" X W"	Boat Length	Hinge Height	Min Transom Height	Retail Box
15115-101	12" x 9"	14'-18'	2" (5.1 cm)	11" (27.9 cm)	Yes
15116-101	12" x 12"	17'-30'	2" (5.1 cm)	11" (27.9 cm)	Yes

Switch kits sold separately

See pages 30-32

## Complete Standard Trim Tab Kits

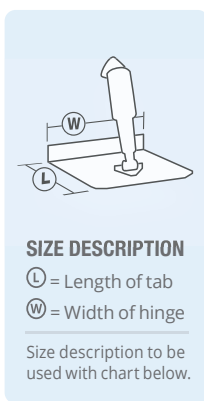
### 12V System

Everything you need in one box! The Standard trim tab kit with the added benefit of having the integrated switch choice & power connector all included. Boat lengths 16' (4.9 m) to 30' (9.1 m)

3 switches to choose from:



Blades are constructed of 12-gauge (2.7 mm) laser cut 304 stainless steel with a 5/8" (1.6 cm) flared trailing edge & 1/8" (3.2 mm) diameter hinge pin. Upper and lower high impact corrosion proof mounting brackets with mechanical cable gland seal. Switch included.



#### Kits include:

- (1) Switch Kit - Choose Double Rocker, Standard Integrated or LED Integrated
- (2) 12-gauge stainless steel standard finish blades
- (2) 15054-001 actuators with 6' (1.8 m) leads and Deutsch connectors
- (2) 30133-103 actuator extension wiring harnesses - 20' (6.1 m) length
- (2) 15085-001 upper mounting brackets with gland seal
- (2) 50014-001 lower mounting brackets
- Lenco owner's/installation manual
- Stainless steel mounting hardware

## Complete Edge Mount Trim Tab Kits

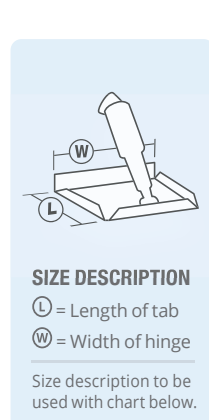
### 12V System

Everything you need in one box! The Edge Mount trim tab kit with the added benefit of having the integrated switch choice & power connector all included. Boat lengths 17' (5.2 m) to 30' (9.1 m)

3 switches to choose from:

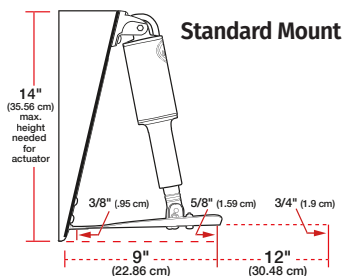


Blades are constructed of 12-gauge (2.7 mm) laser cut 304 stainless steel with a 1" (2.5 cm) turned up edges and a 5 degree taper on both sides to the trailing edge & 1/8" (3.2 mm) diameter hinge pin. Upper and lower high impact corrosion proof mounting brackets with mechanical cable gland seal. Switch included.



#### Kits include:

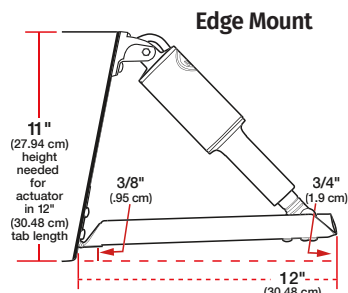
- (1) Switch Kit - Choose Double Rocker, Standard Integrated or LED Integrated
- (2) 12-gauge stainless steel standard finish blades
- (2) 15054-001 actuators with 6' (1.8 m) leads and Deutsch connectors
- (2) 30133-103 actuator extension wiring harnesses - 20' (6.1 m) length
- (2) 15085-001 upper mounting brackets with gland seal
- (2) 50014-001 lower mounting brackets
- Lenco owner's/installation manual
- Stainless steel mounting hardware



**Retail Box**  
Packaged with all kits shown



Part #	L" X W"	Kit Description	Switch Kit Included
15101-104	9" x 12"	Standard	Double Rocker Switch
15104-102	9" x 12"	Standard	Standard Integrated Switch
15108-103	9" x 12"	Standard	LED Integrated Switch
15103-104	12" x 12"	Standard	Double Rocker Switch
15105-102	12" x 12"	Standard	Standard Integrated Switch
15109-103	12" x 12"	Standard	LED Integrated Switch



**Retail Box**  
Packaged with all kits shown



Part #	L" X W"	Kit Description	Switch Kit Included
15102-104	12" x 12"	Edge Mount	Double Rocker Switch
15106-102	12" x 12"	Edge Mount	Standard Integrated Switch
15110-103	12" x 12"	Edge Mount	LED Integrated Switch



## LS-Limited Space Trim Tab Kits

### 12V System TWO STYLES TO CHOOSE FROM

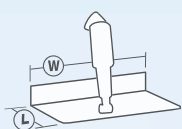
Engineered to fit behind ladders. This unique design gives you all the benefits of a standard tab in an ultra compact design. These kits are updated with 11-gauge stainless steel blades. Boat lengths 14' (4.3 m) to 25' (7.6 m)



Blades are constructed of a stronger 11-gauge laser cut 304 stainless steel and 3/8" (9.5 mm) diameter hinge pin. Upper and lower high impact corrosion proof mounting brackets with mechanical cable gland seal.

#### Kits include:

- (2) 11-gauge stainless steel blades with option of standard finish or electro-polished finish
- (2) actuators with 6' (1.8 m) lead and Deutsch connectors
- (2) 30133-103 actuator extension wiring harnesses - 20' (6.1 m) length
- (2) 15085-001 upper mounting brackets with gland seal
- Lower mounting brackets included
- Lenco owner's/installation manual
- Stainless steel mounting hardware



#### SIZE DESCRIPTION

L = Length of tab  
W = Width of hinge

Size description to be used with chart below.



Part #	L" X W"	Min. Transom Height	Hinge Height	Actuators In Kit	Blade Finish
15125-101	4" x 12"	14.5" (36.8 cm)	2" (5.1 cm)	15054-001	Standard
15126-101	4" x 12"	14.5" (36.8 cm)	2" (5.1 cm)	15054-001	Electro-Polished
15052-101	4" x 12"	13" (33 cm)	2" (5.1 cm)	15057-001	Standard
15088-101	4" x 12"	13" (33 cm)	2" (5.1 cm)	15057-001	Electro-Polished

Switch kits sold separately

See pages 30-32

## Airboat Trim Tab Kit

### 12V System

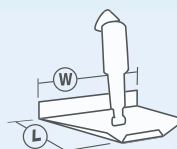
The world's first Airboat specific design. The planing surface provides greater lift and less drag. Engineered to prevent the tab from digging in during hard turns resulting in a safer ride



Blade is constructed of 12-gauge (2.7 mm) laser cut 304 stainless steel with a welded on stainless steel adjustable lower actuator mounting bracket & 1/8" (3.2 mm) diameter hinge pin. High impact corrosion proof upper mounting bracket with mechanical cable gland seal.

#### Kit includes:

- (1) 12-gauge stainless steel standard finish blade with 2" (5.1 cm) hinge height
- (1) actuator with 6' (1.8 m) lead and Deutsch connector
- (1) 30133-002 actuator extension wiring harness - 14' (4.3 m) length
- (1) 15085-001 upper mounting bracket with gland seal
- Lower mounting bracket included
- Lenco owner's/installation manual
- Stainless steel mounting hardware



#### SIZE DESCRIPTION

L = Length of tab  
W = Width of hinge

Size description to be used with chart below.

Part #	L" X W"	Actuator In Kit	Description
15112-101	9" x 14"	15055-001	Airboat Kit without Switch

Special Airboat Switch sold separately



### Airboat Trim Tab Switch Recommended (See page 32)

Airboat Single Rocker Switch with Deutsch Receptacle. & (2) 30" (76.2 cm) Non-Terminated Power Leads - Clamshell Packaged



Part #	Description
15095-001	Airboat Trim Tab Switch

## Standard Performance Trim Tab Kits

### 12V System

Our first series designed specifically for performance. This system comes equipped with a thicker reinforced hinge and complimented with an Electro-Polished finish for added quality and protection.

Boat lengths 13' (4 m) to 40' (12.2 m)



**15037-101**  
Electro-Polished



Blades are constructed of Electro-Polished 12-gauge (2.7 mm) laser cut 304 stainless steel with 1" (2.5 cm) turned up edges and a 5 degree taper on the inside, heavy duty hinge with 1/4" (6.4 mm) diameter hinge pin.

#### Kits include:

- (2) 12-gauge stainless steel Electro-Polished blades
- (2) 15054-001 actuators with 6' (1.8 m) leads & Deutsch connectors
- (2) 30133-103 actuator extension wiring harnesses - 20' (6.1 m) length
- (2) 15085-001 upper mounting brackets with gland seal
- (2) 50014-001 lower mounting brackets
- Lenco owner's/installation manual
- Stainless steel mounting hardware



#### SIZE DESCRIPTION

L = Length of tab

W = Width of hinge

Size description to be used with chart below.

Part #	L" X W"	Boat Length	Hinge Height	Min. Transom Height
15034-101	9" x 9"	13'-20'	2" (5.1 cm)	13.5" (34.3 cm)
15035-101	9" x 12"	16'-26'	2" (5.1 cm)	13.5" (34.3 cm)
15036-101	12" x 9"	16'-26'	2" (5.1 cm)	11" (27.9 cm)
15037-101	12" x 12"	18'-32'	2" (5.1 cm)	11" (27.9 cm)
15038-101	14" x 12"	19'-34'	2" (5.1 cm)	11" (27.9 cm)
15039-101	16" x 12"	20'-36'	2" (5.1 cm)	11" (27.9 cm)
15040-101	18" x 14"	22'-40'	2" (5.1 cm)	11" (27.9 cm)

#### Switch kits sold separately

See pages 30-32

## Heavy Duty (HD) Performance Trim Tab Kits

### 12V System

The Heavy Duty series is designed & built for the boats that need extra strength to support them in rougher water at higher speeds.

Boat lengths 18' (5.5 m) to 42' (12.8 m)



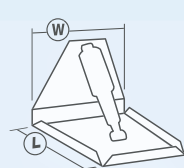
**15043-101**  
Electro-Polished



Blades are constructed of Electro-Polished 12-gauge (2.7 mm) laser cut 304 stainless steel with 1" (2.5 cm) turned up edges and a 5 degree taper on the inside, heavy duty hinge with 1/4" (6.4 mm) diameter hinge pin. Full transom back plate with welded on stainless steel upper & adjustable lower actuator mounting brackets, 5/16" (.8 cm) stainless steel mounting bolts & mechanical strain-relief cable seals. 3.75" (9.5 cm) sacrificial anodes installed.

#### Kits include:

- (2) 12-gauge stainless steel Electro-Polished blades
- (2) 15055-001 XD Extreme Duty actuators with 6' (1.8 m) leads & Deutsch connectors
- (2) 30133-103 actuator extension wiring harnesses - 20' (6.1 m) length
- Lenco owner's/installation manual
- **Note: Boat-mounting hardware to be supplied by the customer**



#### SIZE DESCRIPTION

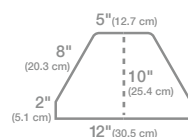
L = Length of tab

W = Width of hinge

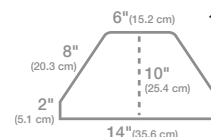
Size description to be used with chart below.

**SHIPPED  
FULLY  
ASSEMBLED**

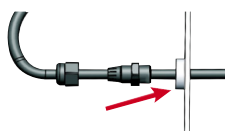
#### Back Plate Dimensions



**15041-101  
15042-101  
15043-101**



**15044-101**



The actuator leads pass through the water-tight mechanical strain-relief cable seal and the back plate before passing through the transom. This applies to all products with back plates.

Part #	L" X W"	Boat Length	Min. Transom Height
15041-101	12" x 12"	18'-34'	10.5" (26.7 cm)
15042-101	14" x 12"	19'-36'	10.5" (26.7 cm)
15043-101	16" x 12"	20'-38'	10.5" (26.7 cm)
15044-101	18" x 14"	22'-42'	10.5" (26.7 cm)

#### Switch kits sold separately

See pages 30-32

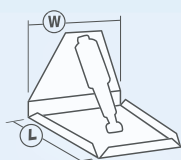
## Extreme Duty (XD) Performance Trim Tab Kit 12V System / Single Actuator

The only single actuator Extreme Duty design offered. This kit is similar to our Heavy Duty Performance series with a thicker, stronger blade for those boaters who run hard in extreme conditions. Boat lengths 20' (6.1 m) to 40' (12.2 m)



15045-101  
Electro-Polished

Blades are constructed of Electro-Polished 10-gauge (3.4 mm) laser cut 304 stainless steel with 1" (2.5 cm) turned up edges and a 5 degree taper on the inside, heavy duty hinge with 3/8" (9.5 mm) diameter hinge pin. Full transom back plate with mechanical strain-relief cable seals, welded on stainless steel upper & adjustable lower actuator mounting brackets, 3/8" (9.5 mm) stainless steel mounting bolts. 3.75" (9.5 cm) sacrificial anodes installed.



### SIZE DESCRIPTION

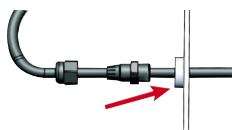
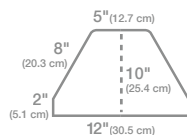
Ⓛ = Length of tab  
Ⓜ = Width of hinge

Size description to be used with chart below.

### Kit includes:

- (2) 10-gauge stainless steel Electro-Polished blades
- (2) 15056-001 XD Extreme Duty actuators with 6' (1.8 m) leads & Deutsch connectors
- Lenco owner's/installation manual
- **Note: Boat-mounting hardware to be supplied by the customer**
- **Note: Actuator extension harnesses not in kits, must be purchased separately (2 required) See page 42**

### Back Plate Dimensions



The actuator leads pass through the water-tight mechanical strain-relief cable seal and the back plate before passing through the transom. This applies to all products with back plates.

Part #	L" X W"	Boat Length	Min. Transom Height
15045-101	17" x 12"	20'-40'	10.5" (26.7 cm)

Switch kits sold separately

See pages 30-32

SHIPPED  
FULLY  
ASSEMBLED

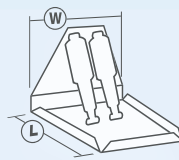
## Extreme Duty (XD) Performance Trim Tab Kit 12V System / Dual Actuator

All the robust features of our single actuator XD series with twice the actuator power for larger, faster boats that don't back away from rough conditions. Boat lengths 23' (7 m) to 50' (15.2 m)



15046-101  
Electro-Polished

Blades are constructed of Electro-Polished 10-gauge (3.4 mm) laser cut 304 stainless steel with 1" (2.5 cm) turned up edges and a 5 degree taper on the inside, heavy duty hinge with 3/8" (9.5 mm) diameter hinge pin. Full transom back plate with mechanical strain-relief cable seals, welded on stainless steel upper & adjustable lower actuator mounting brackets, 3/8" (9.5 mm) stainless steel mounting bolts. 3.75" (9.5 cm) sacrificial anodes installed.



### SIZE DESCRIPTION

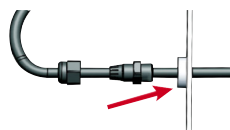
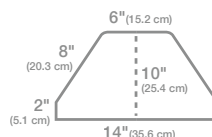
Ⓛ = Length of tab  
Ⓜ = Width of hinge

Size description to be used with chart below.

### Kits include:

- (2) 10-gauge stainless steel Electro-Polished blades
- (4) 15056-001 XD Extreme Duty actuators with 6' (1.8 m) leads & Deutsch connectors
- Lenco owner's/installation manual
- **Note: Boat-mounting hardware to be supplied by the customer**
- **Note: Actuator extension harnesses not in kits, must be purchased separately (4 required) See page 42**

### Back Plate Dimensions



The actuator leads pass through the water-tight mechanical strain-relief cable seal and the back plate before passing through the transom. This applies to all products with back plates.

Part #	L" X W"	Boat Length	Min. Transom Height
15046-101	19" x 14"	23'-45'	10.5" (26.7 cm)
15047-101	24" x 14"	25'-50'	10.5" (26.7 cm)

Switch kits sold separately

See pages 30-32

SHIPPED  
FULLY  
ASSEMBLED

## TECH TIP

### What is Electro-Polishing?

Electro-Polishing is a process that improves the surface finish of our 304 stainless steel trim tab blades. Electro-Polishing delivers a smoother, more reflective surface than our standard mill finish and improves surface cleanability. Electro-Polishing dissolves free iron, inclusions, and embedded particles from the surface of our trim tabs. Lenco's in-house process improves the near-surface chemistry of the material, and promotes the formation of an improved corrosion resistant surface layer.



The raw form of all stainless steel has a mixture of unwanted surface contaminants such as iron and much needed elements such as chromium & nickel.



An electrical charge is added in order to remove unwanted surface contaminants and concentrate the chromium & nickel at the surface.



What is left is a stainless steel that has become much more impervious to the environment with an aesthetically pleasing "BLING" appeal.

### Benefits of electro-polishing

- Removes iron and potential contaminants from the surface of our trim tabs.
- Removes a small amount of material from the surface of our trim tab blades, also removing small burrs.
- Enhances the chromium and nickel content providing added resistance against environmental factors such as air, fresh and salt water.
- Polishes areas inaccessible by any other polishing methods.
- Provides a clean and smooth surface that is aesthetically pleasing.

## High Performance (HP) Trim Tab Kits

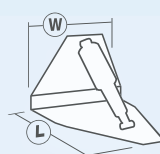
### 12V System / Single Actuator

This powerful, unique series is designed for multiple engine applications with limited transom space. The contoured blade design allows for extra space for engines to turn as well as decreasing and preventing cavitation to the props. Boat lengths 16' (4.9 m) to 40' (12.2 m)



15049-101  
Electro-Polished

Blades are constructed of Electro-Polished 7-gauge (4.6 mm) laser cut 304 stainless steel with heavy duty hinge with 3/8" (9.5 mm) diameter hinge pin. Full transom back plate with mechanical strain-relief cable seals, welded on stainless steel upper & adjustable lower actuator mounting brackets, 3/8" (9.5 mm) stainless steel mounting bolts. 3.75" (9.5 cm) sacrificial anodes installed.



#### SIZE DESCRIPTION

- Ⓛ = Length of tab
- Ⓦ = Width of hinge

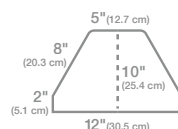
Size description to be used with chart below.

#### Kits include:

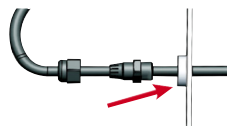
- (2) 7-gauge stainless steel Electro-Polished blades
- (2) 15056-001 XD Extreme Duty actuators with 6' (1.8 m) leads & Deutsch connectors
- Lenco owner's/installation manual
- **Note: Boat-mounting hardware to be supplied by the customer**
- **Note: Actuator extension harnesses not in kits, must be purchased separately (2 required)**

See page 42

#### Back Plate Dimensions



SHIPPED  
FULLY  
ASSEMBLED



The actuator leads pass through the water-tight mechanical strain-relief cable seal and the back plate before passing through the transom. This applies to all products with back plates.

Part #	L" X W"	Boat Length	Min. Transom Height
15048-101	14" x 12"	16'-32'	10.5" (26.7 cm)
15049-101	18" x 12"	20'-40'	10.5" (26.7 cm)

#### Switch kits sold separately

See pages 30-32



## High Performance (HP) Trim Tab Kits

### 12V System / Dual Actuator

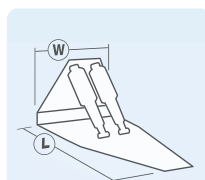
Same powerful features and unique blade design as the single HP series with double the actuator support for larger, faster boats.

Boat lengths 24' (7.3 m) to 52' (15.8 m)



15051-101  
Electro-Polished

Blades are constructed of Electro-Polished 7-gauge (4.6 mm) laser cut 304 stainless steel, heavy duty hinge with 3/8" (9.5 mm) diameter hinge pin. Full transom back plate with mechanical strain-relief cable seals, welded on stainless steel upper & adjustable lower actuator mounting brackets, 3/8" (9.5 mm) stainless steel mounting bolts. 3.75" (9.5 cm) sacrificial anodes installed.



#### SIZE DESCRIPTION

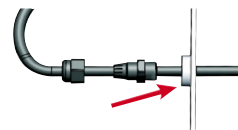
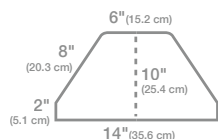
Ⓛ = Length of tab  
Ⓜ = Width of hinge

Size description to be used with chart below.

#### Kits include:

- (2) 7-gauge stainless steel Electro-Polished blades
- (4) 15056-001 XD Extreme Duty actuators with 6' (1.8 m) leads & Deutsch connectors
- Lenco owner's/installation manual
- **Note: Boat-mounting hardware to be supplied by the customer**
- **Note: Actuator extension harnesses not in kits, must be purchased separately (4 required)**  
**See page 42**

#### Back Plate Dimensions



The actuator leads pass through the water-tight mechanical strain-relief cable seal and the back plate before passing through the transom. This applies to all products with back plates.

Part #	L" X W"	Boat Length	Min. Transom Height
15050-101	21" x 14"	24'-42'	10.5" (26.7 cm)
15051-101	25" x 14"	28'-46'	10.5" (26.7 cm)
15068-101	29" x 14"	30'-52'	10.5" (26.7 cm)

#### Switch kits sold separately

See pages 30-32

## Hybrid Trim Tab Kits

### 12V & 24V Systems/ Single Actuator

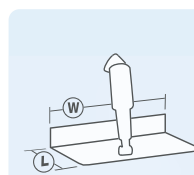
Engineered to combine the benefits and features of our Limited Space and Super Strong series. This ultra-compact design utilizes a greater deflection angle creating substantial lift with less surface area.

Boat lengths 30' (9.1 m) to 60' (18.3 m)



15146-101

Blades constructed of 7-gauge (4.6 mm) laser cut 304 stainless steel with 3/8" (9.5 mm) diameter hinge pin. High impact corrosion proof upper and lower mounting brackets with mechanical gland cable seal, 5/16" (.8 cm) upper and lower stainless steel mounting bolts. Also includes (2) 3.75" (9.5 cm) sacrificial anodes installed.



#### SIZE DESCRIPTION

Ⓛ = Length of tab  
Ⓜ = Width of hinge

Size description to be used with chart below.

#### Kits include:

- (2) 7-gauge stainless steel blades with standard finish
- (2) Standard actuators with 6' (1.8 m) lead and Deutsch connectors
- (2) 15085-001 upper mounting brackets with gland seal
- (2) 50014-001 lower mounting brackets
- Lenco owner's/installation manual
- Stainless steel mounting hardware
- **Note: Actuator extension harnesses not in kits, must be purchased separately (2 required)**  
**See page 42**

Part #	Voltage	L" X W"	Boat Length
15145-101	12V	4" x 18"	30'-44'
15146-101	12V	4" x 24"	42'-52'
15147-101	12V	4" x 30"	48'-60'

Part #	Voltage	L" X W"	Boat Length
15148-101	24V	4" x 18"	30'-44'
15149-101	24V	4" x 24"	42'-52'
15150-101	24V	4" x 30"	48'-60'

#### Switch kits sold separately

See pages 30-32



## Super Strong Trim Tab Kits

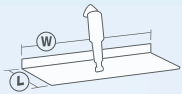
### 12V & 24V Systems/ Single Actuator

This Super Strong design is for sport fishing, large cruising and commercial vessels. This series has a completely flat blade design which reduces spray giving you a clean, dry ride. Boat lengths 24' (7.3 m) to 52' (15.8 m)



15018-101

Blades are constructed of 7-gauge (4.6 mm) laser cut 304 stainless steel with 3/8" (9.5 mm) diameter hinge pin. High impact corrosion proof upper and lower mounting brackets with mechanical gland cable seal, 5/16" (.8 cm) upper and 3/8" (9.5 mm) lower stainless steel mounting bolts. 3.75" (9.5 cm) sacrificial anodes installed.



#### SIZE DESCRIPTION

L = Length of tab  
W = Width of hinge

Size description to be used with chart below.

#### Kits include:

- (2) 7-gauge stainless steel standard finish blades
- (2) 15055-001 12 Volt (15062-001 for 24 Volt) XD Extreme Duty actuators with 6' (1.8 m) & Deutsch connectors
- (2) 15140-001 120 Lower Mounting Brackets
- Lenco owner's/installation manual
- Stainless steel mounting hardware
- **Note: Actuator extension harnesses not in kits, must be purchased separately (2 required) See page 42**

Part #	Voltage	L" X W"	Boat Length
15018-101	12V	12" x 18"	24' – 40'
15019-101	12V	12" x 24"	27' – 44'
15020-101	12V	12" x 30"	30' – 48'
15021-101	12V	12" x 36"	33' – 52'

Part #	Voltage	L" X W"	Boat Length
15026-101	24V	12" x 18"	24' – 40'
15027-101	24V	12" x 24"	27' – 44'
15028-101	24V	12" x 30"	30' – 48'
15029-101	24V	12" x 36"	33' – 52'

### Switch kits & Harnesses sold separately

Switches on pages 30–32  
Harnesses on page 42

## Super Strong Trim Tab Kits

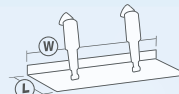
### 12V & 24V Systems/ Dual Actuator

Offering the same features as our single system, this series gives you a longer blade design with dual actuator support for those large vessels needing that extra lift. Boat lengths 35' (10.6 m) to 80' (24.4 m)



15022-101

Blades are constructed of 7-gauge (4.6 mm) laser cut 304 stainless steel with 3/8" (9.5 mm) diameter hinge pin. High impact corrosion proof upper and lower mounting brackets with mechanical gland cable seal, 5/16" (.8 cm) upper and 3/8" (9.5 mm) lower stainless steel mounting bolts. 3.75" (9.5 cm) sacrificial anodes installed.



#### SIZE DESCRIPTION

L = Length of tab  
W = Width of hinge

Size description to be used with chart below.

#### Kits include:

- (2) 7-gauge stainless steel standard finish blades
- (4) 15055-001 12 Volt (15062-001 for 24 Volt) XD Extreme Duty actuators with 6' (1.8 m) & Deutsch connectors
- (4) 15140-001 120 Lower Mounting Brackets
- Lenco owner's/installation manual
- Stainless steel mounting hardware
- **Note: Actuator extension harnesses not in kits, must be purchased separately (4 required) See page 42**

Part #	Voltage	L" X W"	Boat Length
15022-101	12V	16" x 24"	35' – 50'
15023-101	12V	16" x 30"	40' – 60'
15024-101	12V	16" x 36"	45' – 70'
15025-101	12V	16" x 42"	50' – 80'

Part #	Voltage	L" X W"	Boat Length
15030-101	24V	16" x 24"	35' – 50'
15031-101	24V	16" x 30"	40' – 60'
15032-101	24V	16" x 36"	45' – 70'
15033-101	24V	16" x 42"	50' – 80'

### Switch kits & Harnesses sold separately

Switches on pages 30–32  
Harnesses on page 42

## Heavy Duty Trim Tab Kit **NEW**

### 12V System

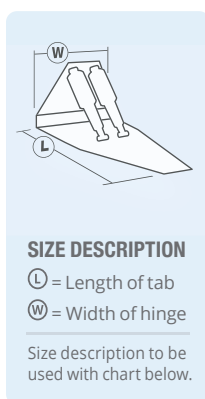
The largest and strongest HD Trim Tab Series. Similar to our 10-gauge HD systems, this series was engineered using 7-gauge 1/4" thick stainless steel blades. While using a single actuator application, these systems perform best on larger vessels, including commercial applications, and go fast boats. Boat lengths 24' (7.3 m) to 46' (14m)



15162-103  
Electro-Polished



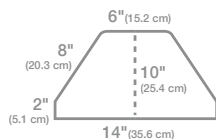
Blades are constructed of Electro-Polished 7-gauge (4.6 mm) laser cut 304 stainless steel, heavy duty hinge with 3/8" (9.5 mm) diameter hinge pin. Full transom back plate with remote gland-seal, welded on stainless steel upper and a single adjustable lower C-channel bracket. 3/8" (9.5 mm) stainless steel mounting bolts. 3.75" (9.5 cm) sacrificial anodes installed.



#### Kits include:

- (1) Key Pad Assembly Indicator 30343-001
- (1) Switch Control Box Indicator 30368-001
- (2) 7-gauge stainless steel Electro-Polished blades
- (2) Heavy Duty Actuators 15158-001
- (1) Lenco owner's/installation manual
- **Note: Boat-mounting hardware to be supplied by customer**
- **Note: Actuator extension harnesses not in kits, must be purchased separately (2) required See page 42**

#### Back Plate Dimensions



**SHIPPED  
FULLY  
ASSEMBLED**

Part #	L" X W"	Boat Length	Min Transom Height
15162-103	21" x 14"	24' - 42'	10.5" (26.7 cm)
15163-103	25" x 14"	28' - 46'	10.5" (26.7 cm)

Two Piece indicator switch included with kit

## Heavy Duty Trim Tab Kit **NEW**

### 12V System

This Heavy Duty system is similar to our 7-gauge system, but with a wider trailing edge profile giving it a larger surface area when making trim adjustments. The sides and back edges of this blade are bent up at 90 degrees providing added strength to the blade. This HD system is engineered for boats that need strength along with extra lift from the wider trailing edge profile. Boat lengths 23' (7.01 m) to 50' (15.24m)



15165-103  
Electro-Polished



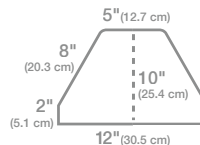
Blades are constructed of Electro-Polished 10-gauge (3.4 mm) laser cut 304 stainless steel with 1" (2.5 cm) turned up edges and a 5 degree taper on the inside, heavy duty hinge with 3/8" (9.5 mm) diameter hinge pin. Full transom back plate with remote gland-seal, welded on stainless steel adjustable C-channel with 3/8" (9.5 mm) stainless steel mounting hardware and a 3.75" (9.5 cm) sacrificial anodes installed



#### Kits include:

- (1) Key Pad Assembly Indicator 3034-001
- (1) Control Box Assembly Indicator 30368-001
- (2) 10-gauge stainless steel electro-polished blades
- (2) 15158-001 Heavy Duty actuators with 6' (1.8 m) leads & Deutsch connectors
- (1) Lenco owner's/installation manual
- **Note: Boat-mounting hardware to be supplied by the customer**
- **Note: Actuator extension harnesses not in kits, must be purchased separately (2 required) see page 42**

#### Back Plate Dimensions



**SHIPPED  
FULLY  
ASSEMBLED**

Part #	L" X W"	Boat Length	Min Transom Height
15164-103	19" x 14"	23' - 45'	10.5" (26.7 cm)
15165-103	24" x 14"	25' - 50'	10.5" (26.7 cm)

Two Piece indicator switch included with kit



1

Lenco's switch technology improves accuracy & integrates control box functionality into the key pad bezel.




2

These 36" Power Pigtails work with any of our single actuator trim tab system kits (14 Awg wires with DTP Plug).



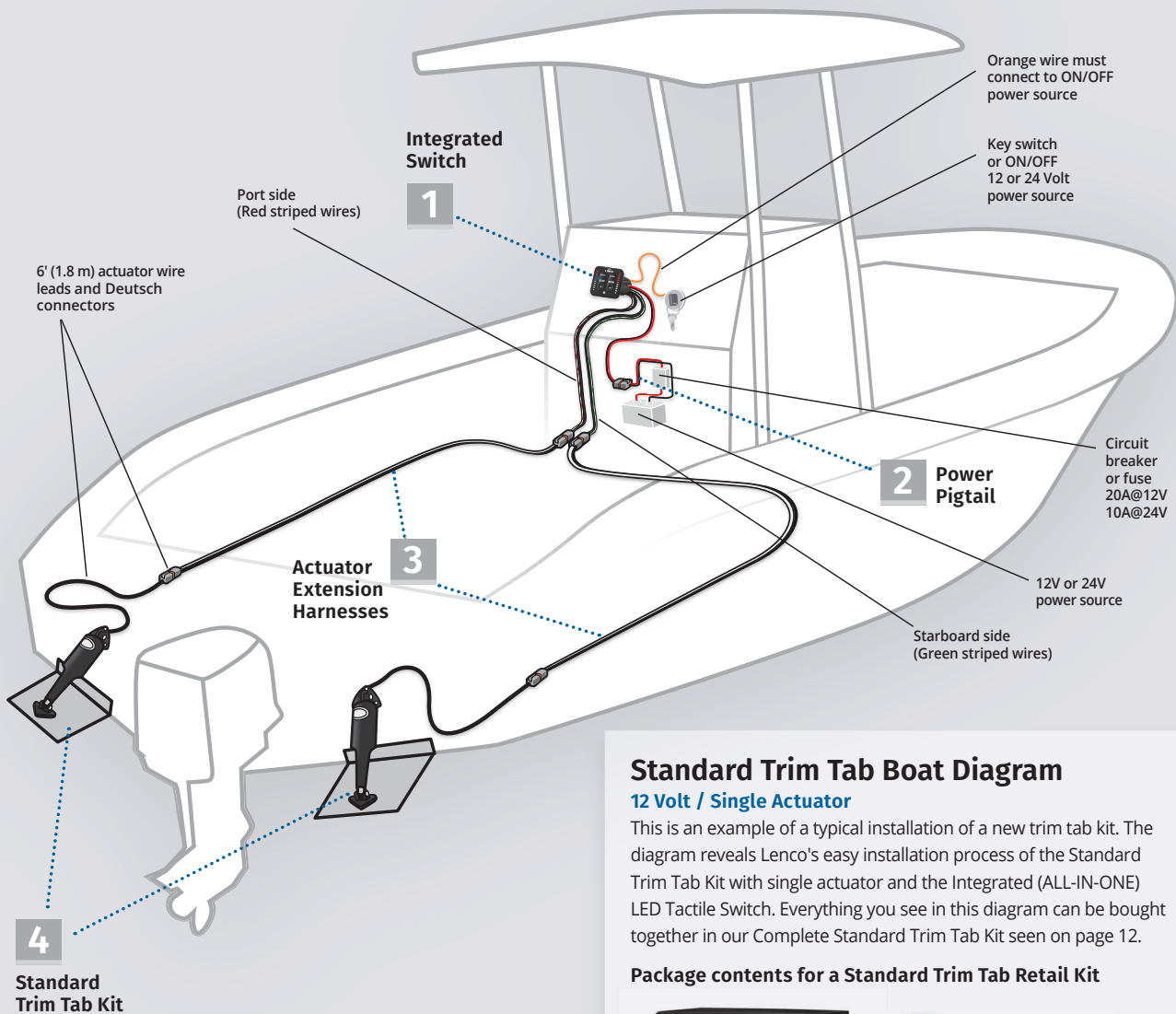
3

20' Deutsch Connected Actuator Extension Harnesses work with any of our trim tab system kits (14 Awg wires).



4

Our original Standard Trim Tab kit comes with two actuators with 6' leads, Deutsch connectors, blades and hardware.



## Standard Trim Tab Boat Diagram

### 12 Volt / Single Actuator

This is an example of a typical installation of a new trim tab kit. The diagram reveals Lenco's easy installation process of the Standard Trim Tab Kit with single actuator and the Integrated (ALL-IN-ONE) LED Tactile Switch. Everything you see in this diagram can be bought together in our Complete Standard Trim Tab Kit seen on page 12.

### Package contents for a Standard Trim Tab Retail Kit



For complete installation instructions please see our owners manual or visit our troubleshooting page at [lencomarine.com](http://lencomarine.com)



# LENCO TRIM TAB SELECTION GUIDE

## 3 EASY STEPS TO FIND YOUR TRIM TAB SYSTEM KIT

### step 1

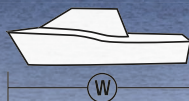
Choose the appropriate minimum transom height of your motor boat.



Minimum Transom Height Required

### step 2

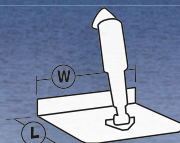
Choose the appropriate overall length of your motor boat.



Overall Boat Length

### step 3

Choose your desired trim tab L" x W" from the available choices.



L"xW" Trim Tab Dimensions

All boat configurations are different. Using this selection guide, choose the largest trim tab that fits your particular boat. For additional information visit [lencomarine.com](http://lencomarine.com)

Minimum Transom Height Required	Overall Boat Length	L"xW" Trim Tab Dimensions	Part #
14"	14'-18'	 9" x 9" Standard Mount	15000-101
	19'-24'	 9" x 12" Standard Mount	15001-101
	25'-30'	 12" x 12" Standard Mount	15007-101
13.5"	14'-17'	 9" x 9" Edge Mount	15013-101
	18'-25'	 9" x 12" Edge Mount	15014-101
11"	14'-18'	 12" x 9" Edge Mount	15015-101
	19'-30'	 12" x 12" Edge Mount	15016-101



► **WE MAKE THE BEST BOATS BETTER!**  
For additional trim tab information visit us at [lencomarine.com](http://lencomarine.com)

# AUTO GLIDE KITS

## Auto Glide Automatic Boat Leveling System



24

Auto Glide provides hands-free, automatic trim control, enhanced performance & increased fuel efficiency.


## Auto Glide Replacement Parts



26

We have a large selection of replacements parts available for the Auto Glide Boat Leveling System.

## Auto Glide Adapter Cables



27

Our wide variety of Auto Glide Adapter Cables allow for customizable system installations.

## Auto Glide NMEA 2000 Network Accessories



27

NEMA 2000 Network accessories are available to allow for installation on vessels with or without an existing NEMA 2000 network.

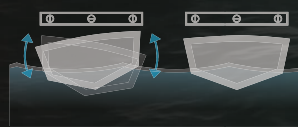
## Automatic Boat Leveling System

The Lenco Auto Glide helps take your mind off of balancing your boat and back to enjoying your time on the water. Your budget will be balanced as well with the world's best fuel efficiency features. Balance your time, your boat and your budget with the Lenco Auto Glide Boat Leveling System.

### Auto Glide Pitch Correction



### Auto Glide Roll Correction



FUEL  
EFFICIENT



100%  
COMPATIBLE



GPS  
TECHNOLOGY



ECO  
FRIENDLY



PLUG  
& PLAY



PRODUCT  
CERTIFIED



MADE IN  
THE USA





# AUTO GLIDE KITS


## Auto Glide 2nd Station Kits



27

Auto Glide second station kits allow for complete operation of your system from multiple locations on your vessel.

## Auto Glide GPS & Accessories



27

Stand-alone GPS installation or integration with your current NEMA 2000 network are both options with our full line of NEMA 2000 network components.

## Auto Glide Control Box Accessories



27

Auto Glide control box accessories make installation simple, even in difficult mounting locations.

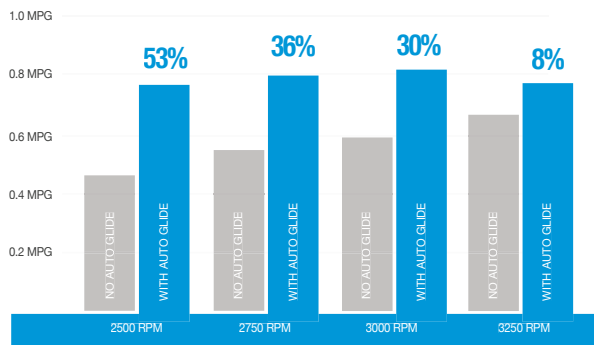


# Auto Glide™ Boat Leveling System

The Lenco Auto Glide helps take your mind off of balancing your boat and back to enjoying your time on the water. Your budget will be balanced as well with the world's best fuel efficiency features. Balance your time, your boat and your budget with the Lenco Auto Glide Boat Leveling System.

## Fuel efficiency at its best

Auto Glide uses data it receives 25 times a second to monitor changes in the GPS speed and engine RPM to automatically put your boat in its most fuel efficient cruising position.



*"All of the system adjustments achieve two very important objectives. One of course is fuel economy but the more important one to us is a more stable and comfortable ride particularly in rough seas."*

*Bill Hayward*

**Bill Hayward**  
Cruisers Yacht 48'



Fuel saving results are based on Cruisers Yachts 48 Cantius with a Volvo D6, 600 IPS, EVC, 435 horsepower engine. Results may vary depending on boat type & engine configuration.

## Enhance boat performance with Auto Glide

Auto Glide improves the performance of the boat, and optimizes the ride in any conditions. Some of the benefits of Auto Glide are:

- Automatic pitch and roll corrections.
- Automatically trims boat to the most fuel efficient position.
- Takes the trim tab operation out of the hands of the operator while allowing for manual override at the touch of a button.
- Reduces time to plane.
- Does not adjust during turns, allowing boat to roll naturally.
- Safety - Minimizes bow rise and improves boat's hole shot performance.
- Built-in automatic trim tab retraction.
- Waterproof key pad and control box.
- Three custom settings: "Hold" mode and (2) "Favorite" modes.
- Increase in fuel savings.
- Can be installed on any boat with Lenco electric actuators.
- Fast and easy installation.

## Hands Free Trim Tab Control for the Best Ride on the Water

Auto Glide is the most advanced automatic trim tab control system ever developed for the marine industry. First introduced in 2009 by Lenco Marine, Auto Glide has the sophisticated features to optimize the performance of your boat.

## What is Auto Glide

Auto Glide is an automatic boat leveling system that uses sophisticated accelerometers, gyroscopes, and advanced software to optimize the performance of the vessel. Auto Glide keeps the boat level at all times regardless of cruising speeds. It has the ability to utilize GPS data and engine data to make the vessel run at the most efficient running angle. The proper use of trim tabs makes a tremendous difference in boat performance. We have developed Auto Glide to maximize the benefits of trim tabs while simplifying operation and control. Auto Glide is constantly working to make your boat the best it can be - offering a softer, smoother and more comfortable ride.



## Intuitive design and control

Auto Glide operation is simple and intuitive. The integrated keypad provides automatic or manual control of the trim tabs. Favorite settings can be programmed and saved based on user preference. Auto Glide can connect to the NMEA 2000 network, so trim tab position can be displayed on a NMEA 2000 multi-function screen. In addition, Auto Glide has built in diagnostics. In the event of a system issue, the keypad LED lights will flash indicating an error code.




## Auto Glide Boat Diagram



**1** Auto Glide Key Pad  
Upper Station  
30254-002D



**2** Can Extension  
30260-00X



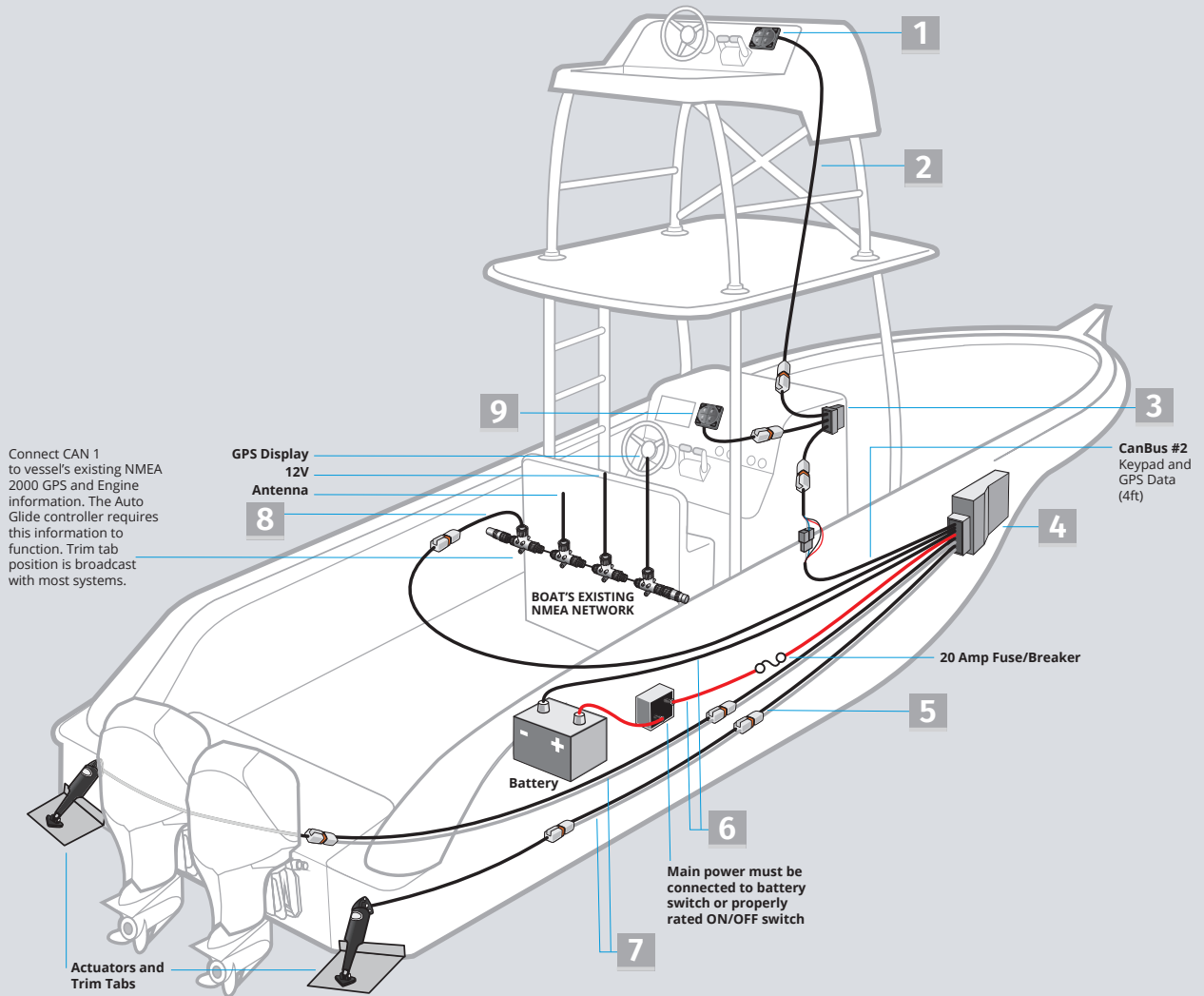
**3** Splitter  
30258-001D



**4** Auto Glide Control Box  
30255-001



**2** Auto Glide Control Box  
Harness Single  
Actuator/Tab  
30248-001



**6** DTP Power Harnesses  
30140-X0XD



**7** Actuator Extension  
Harnesses  
30133-X0XD



**8** Adapter Cable  
CAN 1 NMEA  
30259-001D



**9** Auto Glide Key Pad  
Lower Station  
30254-001D

# Auto Glide™ Aftermarket Kit Contents



30254-001D

## Replacement Parts

30255-001  
30256-00130248-001  
30247-001

30259-001D



30262-001D



30266-001



30281-001D



30267-001D



30268-001D



30268-002D



30140-001D  
10249-001

Retail Box





## Auto Glide Aftermarket Kits for Boats with Existing NMEA 2000 Networks

(Does not Include GPS Antenna & NMEA 2000 Network)

-  **15504-101** Kit Without GPS Antenna or Network - For Single Actuator Trim Tab Systems
-  **15505-101** Kit Without GPS Antenna or Network - For Dual Actuator Trim Tab Systems

## Auto Glide Aftermarket Kits For Boats without Existing NMEA 2000 Networks

(Includes GPS Antenna & NMEA 2000 Network)

-  **15500-101** Kit With GPS Antenna or Network - For Single Actuator Trim Tab Systems
-  **15501-101** Kit With GPS Antenna or Network - For Dual Actuator Trim Tab Systems








## Auto Glide Contents & Replacement Comparison Chart

Part #	Description of Contents	15500-101 (Qty. in kit)	15501-101 (Qty. in kit)	15504-101 (Qty. in kit)	15505-101 (Qty. in kit)
30254-001D	Auto Glide Key Pad Control	1	1	1	1
30255-001	Auto Glide Control Box - For Single Actuator Trim Tab System	1	N/A	1	N/A
30256-001	Auto Glide Control Box - For Dual Actuator Trim Tab System	N/A	1	N/A	1
30248-001	Auto Glide Control Box Harness - For Single Actuator Trim Tab System	1	N/A	1	N/A
30247-001	Auto Glide Control Box Harness - For Dual Actuator Trim Tab System	N/A	1	N/A	1
30259-001D	CAN bus # 1 NMEA 2000 CABLE - 2.5' (76.2 cm)	1	1	1	1
30262-001D	CAN bus # 2 GPS / NMEA 2000 Network Adapter Cable Assembly - 2.5' (76.2 cm)	1	1	N/A	N/A
30266-001	NMEA 2000 (16 CH) GPS Antenna Only	1	1	N/A	N/A
30267-001D	Tee Connector Only	3	3	N/A	N/A
30268-001D	Terminating Resistor - Female - 120 ohm	2	2	N/A	N/A
30268-002D	Terminating Resistor - Male - 120 ohm	1	1	N/A	N/A
30281-001D	Power Cable - NMEA 2000 Network - 2.5' (76.2 cm)	1	1	N/A	N/A
30140-001D	Single Actuator Power Pigtail	1	N/A	1	N/A
10249-001	Dual Actuator Power Pigtail	N/A	1	N/A	1








## Auto Glide Accessories



### Auto Glide Adapter Cables

Image	Part #	Description
	30246-001D	ADAPTER CABLE FOR SMARTCRAFT / MERCURY - 2.5' (76.2 cm)
	30252-001D	ADAPTER CABLE FOR COMMAND LINK / YAMAHA - 2.5' (76.2 cm)
	30277-001D	ADAPTER CABLE FOR J1939 - 2.5' (76.2 cm)
	30259-001D	CAN bus # 1 NMEA 2000 CABLE - 2.5' (76.2 cm)
	30257-001D	CAN bus # 2 GPS / NMEA 2000 GPS ADAPTER - 2.5' (76.2 cm) Use when connecting to NMEA 2000 GPS Antenna / Receiver.
<b>30260 Series Extension Cables for Engine Adapter Cable, CAN 1 &amp; CAN 2 are terminated with 4 pin male to 4 pin female Deutsch connectors</b>		
	30260-001D	5' (1.5 m) Extension Cable - Deutsch connectors
	30260-002D	10' (3 m) Extension Cable - Deutsch connectors
	30260-003	20' (6.1 m) Extension Cable - Deutsch connectors
	30260-004	30' (9.1 m) Extension Cable - Deutsch connectors
	30260-005	40' (12.2 m) Extension Cable - Deutsch connectors
	30260-006	50' (15.2 m) Extension Cable - Deutsch connectors
	30262-001D	CAN bus # 2 GPS / NMEA 2000 NETWORK ADAPTER CABLE ASSEMBLY - 2.5' Use when connecting to NMEA 2000 Network (For longer lengths, use GPS vendor's extension or # 30269-001D.)

### Auto Glide NMEA 2000 Network Accessories

Image	Part #	Description
	11201-001	NMEA 2000 NETWORK KIT Contents: (1) Power Cable, (5) Tee Connectors and (1) Male / (1) Female Resistor
	30267-001D	TEE CONNECTOR ONLY
	30268-001D	Female TERMINATING RESISTOR 120 ohm
	30268-002D	Male TERMINATING RESISTOR 120 ohm
	30281-001D	POWER CABLE NMEA 2000 NETWORK - 2.5' (76.2 cm)





### Auto Glide 2nd Station Kits

Image	Part #	Description
All (5) Kits seen here include key pad, splitter connector and extension cable		
	11202-001	10' (3 m) Extension Cable
	11202-002	20' (6.1 m) Extension Cable
	11202-003	30' (9.1 m) Extension Cable
	11202-004	40' (12.2 m) Extension Cable
	11202-005	50' (15.2 m) Extension Cable
	30254-002D	Replacement 2ND STATION KEY PAD ONLY (must only be used at the 2nd station helm)

### Auto Glide GPS & Accessories

Image	Part #	Description
	11103-001	NMEA 2000 (16 CH) GPS ANTENNA / RECEIVER KIT Contents: (1) GPS Antenna, (1) Tee Connector and (1) Female Resistor
	30266-001	NMEA 2000 (16 CH) GPS ANTENNA ONLY
	15503-101	15' (4.6 m) GPS ANTENNA EXTENSION KIT Contents: (1) 15' (4.6 m) Extension Cable, (1) Tee Connector and (1) Female Resistor
	30269-003D	2' (60.9 cm) EXT. CABLE FOR CAN bus 2 (Network System) NMEA Female to NMEA Male
	30269-002D	6' (1.8 m) EXT. CABLE FOR CAN bus # 2
	30269-001D	15' (4.6 m) EXT. CABLE FOR CAN bus # 2
	30258-001D	CAN bus SPLITTER CONNECTOR HUB - 6" (15.2 cm)
	70567-001	GPS ANTENNA / RECEIVER MOUNTING BRACKET Stainless Steel with mounting screws

### Auto Glide Control Box Accessories

Image	Part #	Description
	30140-001D	36" (91.4 cm) Power Pigtail for Single Actuator Systems
	30140-202D	72" (182 cm) Power Pigtail for Single Actuator Systems
	10249-001	72" (182 cm) Power Pigtail for Dual Actuator Systems
	70568-001	Auto Glide Control Box Mounting Bracket Stainless Steel with mounting screws

# SWITCH & FLYBRIDGE KITS & ACCESSORIES

## Standard Integrated Kit



30

Complete your Lenco single actuator trim tab system with the latest, maintenance-free, Standard (ALL-IN-ONE) integrated tactile switch kit design.

## LED Integrated Switch Kit



30

Complete your Lenco single actuator trim tab system with the latest, maintenance-free, LED Indicator (ALL-IN-ONE) integrated tactile switch kit design.

## LED (TWO-PIECE) Switch Kit



31

This LED tactile switch kit for single actuator systems has a shortened bezel for consoles which require less depth to mount.

## LENCO SWITCH KITS

Lenco's tactile switches are the most innovative trim tab switches on the market today. Lenco is now introducing 4 of it's most inovative switch kits to date. Lenco switches provide instant response at the touch of a button allowing customers to position and balance their boat with ease.



INSTANT  
RESPONSE



100%  
ELECTRIC



PLUG  
& PLAY



PRODUCT  
CERTIFIED



MADE IN  
THE USA



# SWITCH & FLYBRIDGE KITS & ACCESSORIES

## Rocker Switch Kit



32

Double Rocker Switch available for Standard Trim Tabs, Standard & HD Performance Tabs (single actuator versions). Does not have our Retractor feature. Includes Deutsch connectors, 36" power pigtail and mounting hardware.

## Airboat Switch



32

Single Rocker Switch with Deutsch connector and two 30" (76.2 cm) non-terminated power leads.

## Hatch Lift Switch



33

Single Rocker Switch for hatch lifts with two 30" non-terminated power leads.

## Flybridge Switch Kits



34

Second station Standard Key Pad connecting to the (ALL-IN-ONE) Integrated Tactile Switch Kit (Part # 15169-001). Add a second station key pad to your Integrated Tactile Switch by plugging into the existing harness.





## Standard Integrated Switch Kit

### 12 & 24 Volt | Single Actuator Systems

Complete your Lenco single actuator trim tab system with the latest, maintenance-free, Standard (ALL-IN-ONE) integrated tactile switch kit design. This switch technology improves accuracy and integrates the control box functionality into the key pad bezel.



15169-001  
Single Actuator

#### Features

- Simple, quick, Plug & Play installation
- Instant response
- Built-in retractor
- Low profile key pad design
- Self-contained key pad with waterproof Plug & Play Deutsch connectors
- Wiring harness length 30" (76.2 cm) from the back of the switch bezel
- 36" power pigtail
- 2-1/16" hole cut-out size, overall key pad size of 2.75" x 2.75"
- 4.08" clearance required from the back of the key pad's mounting location
- 5-year warranty



Part #	Description
15169-001	Standard Integrated Switch Kit with 36" (91.4 cm) Power Pigtail for Single Actuator Systems

#### Replacement Parts

30140-001D	36" Power Pigtail (See page 43)
------------	---------------------------------

**ATTENTION: REPLACEMENT KEY PADS & CONTROL BOXES FOR 2016 AND PRIOR SWITCHES ARE NOT COMPATIBLE WITH THIS SWITCH KIT.**



Retail Box

## LED Integrated Switch Single Kit

### 12 & 24 Volt | Single Actuator Systems

Complete your Lenco single actuator trim tab system with the latest, maintenance-free, LED Indicator (ALL-IN-ONE) integrated tactile switch kit design. This switch technology improves accuracy and integrates the control box functionality into the key pad bezel.



15170-001  
Single Actuator

#### Features

- Simple, quick, Plug & Play installation
- Instant response
- Built-in retractor
- Low profile key pad design
- Self-contained key pad with waterproof Plug & Play Deutsch connectors
- Wiring harness length 30" (76.2 cm) from the back of the switch bezel
- 36" power pigtail
- 2-1/16" hole cut-out size, overall key pad size of 2.75" x 2.75"
- 4.08" clearance required from the back of the key pad's mounting location
- Two high-intensity LED Indicator displays show the exact position of your trim tabs at all times
- Photo Eye for optimum viewing in all light conditions
- Backlit key pad for optimum viewing at night
- Self-Check feature
- 5-year warranty



Part #	Description
15170-001	LED Integrated Switch Kit with 36" (91.4 cm) Power Pigtail for Single Actuator Systems

#### Replacement Parts

30140-001D	36" Power Pigtail (See page 43)
------------	---------------------------------

**ATTENTION: REPLACEMENT KEY PADS & CONTROL BOXES FOR 2016 AND PRIOR SWITCHES ARE NOT COMPATIBLE WITH THIS SWITCH KIT.**

## LED Integrated Switch Dual Kit

### 12 & 24 Volt | Dual Actuator Systems

Complete your Lenco dual actuator trim tab system with the latest, maintenance-free, LED Indicator (ALL-IN-ONE) integrated tactile switch kit design. This switch technology improves accuracy and integrates the control box functionality into the key pad bezel.



15171-001  
Dual Actuator

#### Features

- Simple, quick, Plug & Play installation
- Instant response
- Built-in retractor
- Low profile key pad design
- Self-contained key pad with waterproof Plug & Play Deutsch connectors
- Wiring harness length 30" (76.2 cm) from the back of the switch bezel
- 72" power pigtail
- 2-1/16" hole cut-out size, overall key pad size of 2.75" x 2.75"
- 4.08" clearance required from the back of the key pad's mounting location
- Two high-intensity LED Indicator displays show the exact position of your trim tabs at all times
- Photo Eye for optimum viewing in all light conditions
- Backlit key pad for optimum viewing at night
- 5-year warranty



Part #	Description
15171-001	Standard Integrated Switch Kit with 72" (1.8 m) Power Pigtail for Dual Actuator Systems

#### Replacement Parts

30140-202D	72" Power Pigtail (See page 43)
------------	---------------------------------

**ATTENTION: REPLACEMENT KEY PADS & CONTROL BOXES FOR 2016 AND PRIOR SWITCHES ARE NOT COMPATIBLE WITH THIS SWITCH KIT.**

## LED Indicator (TWO-PIECE) Single Kit

### 12 & 24 Volt | Single Actuator Systems

This LED tactile switch kit for single actuator systems has a shortened bezel for consoles which require less depth to mount. Functionality is built into the separate control box and must be mounted in a remote location.



15270-001  
Single Actuator



#### Features

- Simple, quick, Plug & Play installation
- Instant response
- Built-in retractor
- Low profile key pad design
- Self-contained, solid state control box with waterproof Plug & Play Deutsch connectors
- 36" power pigtail for control box
- 2-1/16" hole cut-out size, overall key pad size of 2.75" x 2.75"
- 2.33" clearance required from the back of the key pad's mounting location
- Two high-intensity LED Indicator displays show the exact position of your trim tabs at all times
- Photo Eye for optimum viewing in all light conditions
- Backlit key pad for optimum viewing at night
- Self-Check feature
- 5-year warranty



Part #	Description
15270-001	LED Indicator (TWO-PIECE) Switch Kit with 36" (91.4 cm) Power Pigtail for Single Actuator Systems

Replacement Parts	
30343-001	LED (TWO-PIECE) Key pad only
30340-001	(TWO-PIECE) Control box - Single
30140-001D	36" Power Pigtail (See page 43)

**ATTENTION: REPLACEMENT KEY PADS & CONTROL BOXES FOR 2016 AND PRIOR SWITCHES ARE NOT COMPATIBLE WITH THIS SWITCH KIT.**

## LED Indicator (TWO-PIECE) Dual Kit

### 12 & 24 Volt | Dual Actuator Systems

This LED tactile switch kit for dual actuator systems has a shortened bezel for consoles which require less depth to mount. Functionality is built into the separate control box and must be mounted in a remote location.



15271-001  
Dual Actuator



#### Features

- Simple, quick, Plug & Play installation
- Instant response
- Built-in retractor
- Low profile key pad design
- Self-contained, solid state control box with waterproof Plug & Play Deutsch connectors
- 72" power pigtail for control box
- 2-1/16" hole cut-out size, overall key pad size of 2.75" x 2.75"
- 2.33" clearance required from the back of the key pad's mounting location
- Two high-intensity LED Indicator displays show the exact position of your trim tabs at all times
- Photo Eye for optimum viewing in all light conditions
- Backlit key pad for optimum viewing at night
- 5-year warranty



Part #	Description
15271-001	LED Indicator (TWO-PIECE) Switch Kit with 72" (1.8 m) Power Pigtail for Dual Actuator Systems

Replacement Parts	
30343-001	LED (TWO-PIECE) Key pad only
30342-001	(TWO-PIECE) Control box - Dual
30140-202D	72" Power Pigtail (See page 43)

**ATTENTION: REPLACEMENT KEY PADS & CONTROL BOXES FOR 2016 AND PRIOR SWITCHES ARE NOT COMPATIBLE WITH THIS SWITCH KIT.**





## Double Rocker Switch Kit Single

### 12 & 24 Volt | Single Actuator Systems

Double Rocker Switch available for Standard Trim Tabs, Standard & HD Performance Tabs (single actuator versions). Does not have our Retractor feature. Includes Deutsch connectors, 36" power pigtail and mounting hardware. Overall key pad size is 2.75" x 2.75". Key pad hole cut-out size is 2.25".



10222-211D  
Single Actuator with Pigtail

#### Kit Includes:

- #122 Carling Double Rocker Switch
- Plug & Play Deutsch Connectors
- 36" Power Pigtail.
- Installation hardware included
- Clam shell packaged

Part #	Description
10222-211D	Standard Integrated Switch Kit with 36" (91.4 cm) Power Pigtail for Single Actuator Systems

#### Replacement Parts

30140-001D 36" Power Pigtail (See page 43)

## Double Rocker Switch Kit Dual

### 12 & 24 Volt | Dual Actuator Systems

Double Rocker Switch available for all dual actuator trim tab systems. Without Retractor feature. Overall key pad size is 2.75" x 2.75". Key pad hole cut-out size is 2.25".



10221-211D  
Dual Actuator with Pigtail

#### Kit Includes:

- #122 Carling Double Rocker Switch
- Plug & Play Deutsch Connectors
- 72" Power Pigtail and mounting hardware
- Installation hardware included
- Clam shell packaged

Part #	Description
10221-211D	Double Rocker Switch Kit with 72" (1.8 m) Power Pigtail for Dual Actuator Systems

#### Replacement Parts

30140-202D 72" Power Pigtail (See page 43)

## Airboat Trim Tab Rocker Switch

### 12 & 24 Volt | Single Actuator Systems

Single Rocker Switch with Deutsch Connector and two 30" (76.2 cm) non-terminated power leads. Recommended for use with 15112-101 Airboat Trim Tab Kit.



15095-001  
Single Actuator

#### Kit Includes:

- Single Rocker Switch
- Plug & Play Deutsch Connector
- 30" non-terminated power leads
- Installation hardware included
- Clam shell packaged

Part #	Description
15095-001	Airboat Trim Tab Rocker Switch 12 & 24 Volt for Single Actuator Systems



## Hatch Lift Rocker Switch (Single)

### 12 & 24 Volt | Single Hatch Lift Application

Single Rocker Switch for hatch lifts with two 30" non-terminated power leads. This switch is CE certified and ABYC compliant. It is also 20A rated and clam shell packaged.



15096-001  
Single Hatch Lift



#### Kit Includes:

- Single Rocker Switch
- Plug & Play Deutsch Connector
- 30" non-terminated power leads
- Installation hardware included
- Clam shell packaged

Part #	Description
15096-001	Hatch Lift Rocker Switch (Single) 12 & 24 Volt for Single Hatch Lift Application

## Hatch Lift Rocker Switch (Dual)

### Dual Hatch Lift Application

Single Rocker Switch for hatch lifts with two 30" non-terminated power leads. This switch is CE certified and ABYC compliant. It is also 20A rated and clam shell packaged.




15098-001  
Dual Hatch Lift



#### Kit Includes:

- Single Rocker Switch
- Plug & Play Deutsch Connector
- 30" non-terminated power leads
- Installation hardware included
- Clam shell packaged

Part #	Description
15098-001	Hatch Lift Rocker Switch (Dual) 12 & 24 Volt for Dual Hatch Lift Application



## Flybridge Standard Kits For the Standard Integrated Tactile Switch Kit

### 12 & 24 Volt | Single Actuator Systems

Second station Standard Key Pad connecting to the (ALL-IN-ONE) Integrated Tactile Switch Kit (Part # 15169-001). Add a second station key pad to your Integrated Tactile Switch by plugging into the existing harness.



#### Kits Include:

- Flybridge Standard Key Pad
- Shielded Harness 30097-xxx series



Part #	Key Pad	Shielded Harness
11841-101	Standard	10' (3 m)
11841-102	Standard	20' (6.1 m)
11841-103	Standard	30' (9.1 m)
11841-104	Standard	40' (12.2 m)
11841-105	Standard	50' (15.2 m)

#### Replacement Parts

30326-001 Second station key pad only

See page 43 for replacement Flybridge Harnesses.

**ATTENTION: FLYBRIDGE KITS ARE NOT COMPATIBLE WITH OLD STYLE KEY PADS & CONTROL BOXES**

## Flybridge LED Indicator Kits For the LED Indicator Integrated Tactile Switch Kit

### 12 & 24 Volt | Single and Dual Actuator Systems

Second station LED Key Pad connecting to the (ALL-IN-ONE) Integrated Tactile Switch Kit (Part # 15170-001). Add a second station key pad to your Integrated Tactile Switch by plugging into the existing harness.



#### Kits Include:

- Flybridge LED Key Pad
- Shielded Harness 30097-xxx series



Part #	Key Pad	Shielded Harness
11841-001	LED	10' (3 m)
11841-002	LED	20' (6.1 m)
11841-003	LED	30' (9.1 m)
11841-004	LED	40' (12.2 m)
11841-005	LED	50' (15.2 m)

#### Replacement Parts

30325-001 Second station key pad only

See page 43 for replacement Flybridge Harnesses.

**ATTENTION: FLYBRIDGE KITS ARE NOT COMPATIBLE WITH OLD STYLE KEY PADS & CONTROL BOXES**

## Flybridge LED Indicator Kits For the LED Indicator (TWO-PIECE) Tactile Switch Kit

### 12 & 24 Volt | Single and Dual Actuator Systems

Second station LED Key Pad connecting to the (TWO-PIECE) Tactile Switch Kit (Part # 15270-001 and/or 15271-001). Add this second station key pad to your (TWO-PIECE) Tactile Switch by plugging into the Y Connector harness.



#### Kits Include:

- Flybridge LED Key Pad
- Shielded Harness 30097-xxx series
- Y Connector (See page 43)



Part #	Key Pad	Shielded Harness
11941-001	LED	10' (3 m)
11941-002	LED	20' (6.1 m)
11941-003	LED	30' (9.1 m)
11941-004	LED	40' (12.2 m)
11941-005	LED	50' (15.2 m)

#### Replacement Parts

30325-001 Second station key pad only

30209-001 Y Connector (See page 43)

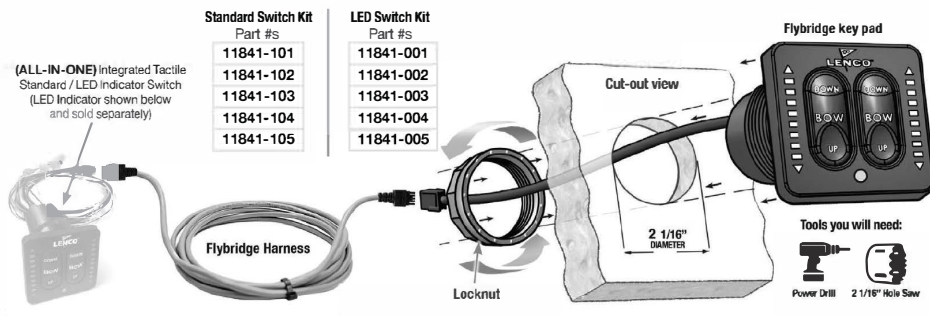
See page 43 for replacement Flybridge Harnesses.

**ATTENTION: FLYBRIDGE KITS ARE NOT COMPATIBLE WITH OLD STYLE KEY PADS & CONTROL BOXES**




### Flybridge Kit Standard or LED Key Pad connecting to the (ALL-IN-ONE) Integrated Tactile Switch Kit

Wiring Diagram - see chart below for part numbers



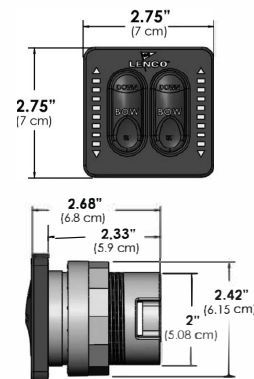
### Flybridge Kit LED Key Pad connecting to the (TWO-PIECE) Tactile Switch Kit

Wiring Diagram - see chart below for part numbers



### Flybridge Kit Standard or LED Key Pad

Key pad and bezel dimensions and installation instructions



Align the center bit of a 2 1/16" (5.24 cm) hole saw with the cross hairs in the center of the desired mounting area and drill straight down through the console, providing additional clearance for switch and electrical connection. Insert the switch into the console cutout hole then hand-tighten the Bezel Locknut clockwise onto the backside of the key pad.





# LENCO TRIM TAB ACTUATOR GUIDE

## 2 EASY STEPS TO FIND YOUR REPLACEMENT ACTUATOR

### step 1

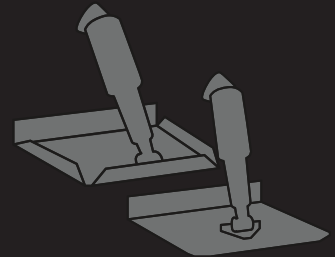
Follow this branding code digit to the chart below to identify the actuator type.

### step 2

Follow this branding code digit to identify the hole size(s) for mounting.



Location of the imprinted actuator branding code



5 DIGIT  
BRANDING  
CODE



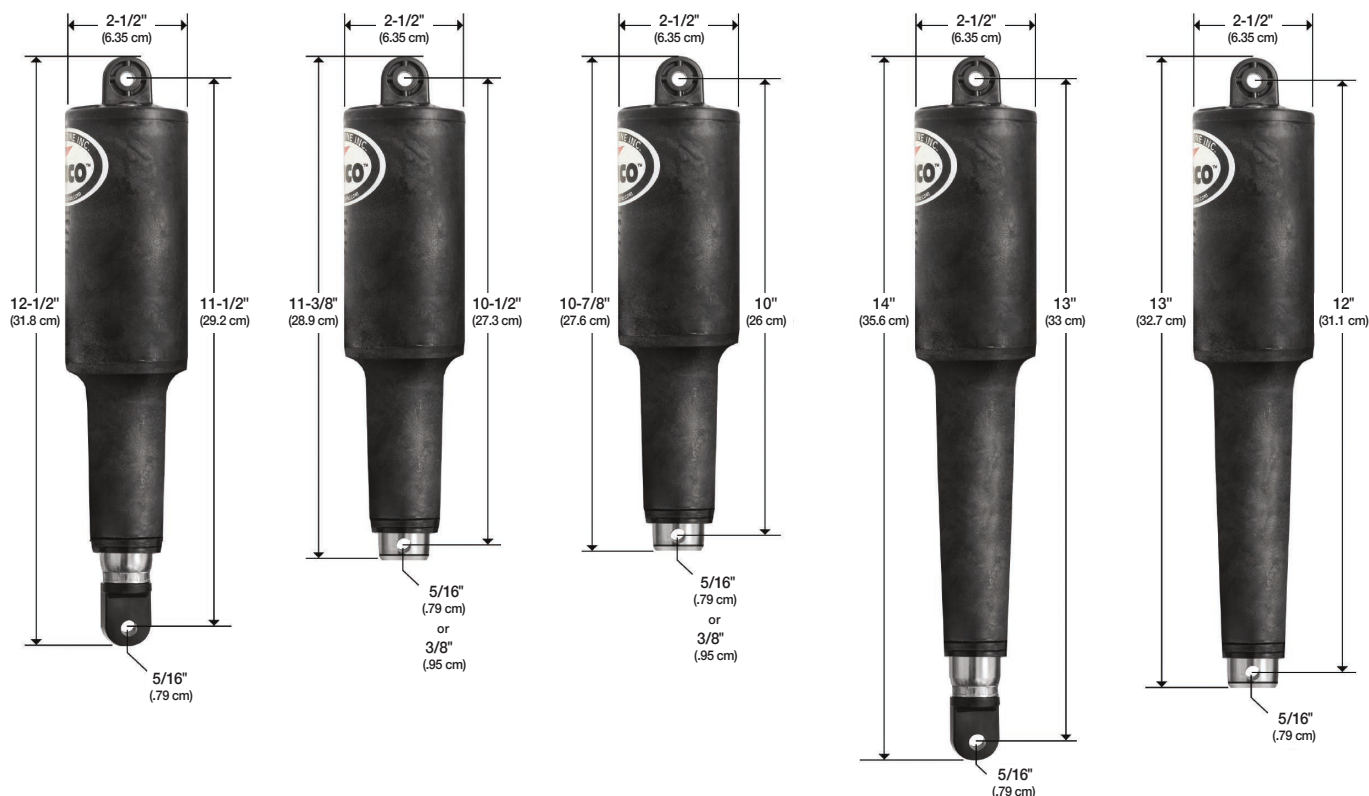
Part #	Actuator Type	Hole Size	Actuator	Stroke Length	Voltage	Wire Length	Top Hole	End Hole
15054-001	A	1	101	2.25"	12V	6'	5/16"	5/16"
15061-001	B	1	101	2.25"	24V	6'	5/16"	5/16"
15055-001	C	2	101XD	2.25"	12V	6'	5/16"	5/16"
15056-001	C	3	101XD	2.25"	12V	6'	3/8"	3/8"
15056-002	C	4	101XD	2.25"	12V	6'	5/16"	3/8"
15062-001	D	2	101XD	2.25"	24V	6'	5/16"	5/16"
15063-001	D	3	101XD	2.25"	24V	6'	3/8"	3/8"
15063-002	D	4	101XD	2.25"	24V	6'	5/16"	3/8"
15057-001	E	2	101XDS	2.25"	12V	6'	5/16"	5/16"
15058-001	E	3	101XDS	2.25"	12V	6'	3/8"	3/8"
15066-001	G	1	102S	4.25"	24V	6'	5/16"	5/16"
15059-001	F	1	102S	4.25"	12V	6'	5/16"	5/16"
15067-001	H	2	102XD	4.25"	24V	6'	5/16"	5/16"
15060-001	P, I, J	2	102HD	4.25"	12V	6'	5/16"	5/16"
15131-001	K, R	2	102HD	4.25"	24V	6'	5/16"	5/16"



**WE MAKE THE BEST BOATS BETTER!**

For actuators not shown on this guide please call Lenco Marine at 772.288.2662 or visit us at [lencomarine.com](http://lencomarine.com)

## Actuators



### 101 Standard Actuator

2-1/4" Stroke (5.715 cm)

The 101 Actuator is used in all Standard, Edge Mount and Standard Performance kits. 2-1/4" stroke - Overall length tip to tip = 12-1/2"

#### 15054-001

12V, 5/16" mounting hardware with 6' cable

#### 15061-001

24V, 5/16" mounting hardware

### 101 XD Actuator

2-1/4" Stroke (5.715 cm)

The 101XD Actuator is used mostly with HD, XD, High Performance & Super Strong tabs. 2-1/4" stroke Overall length tip to tip = 11-3/8"

#### 15055-001

12V, 5/16" mounting hardware with 6' cable

#### 15062-001

24V, 5/16" mounting hardware with 6' cable

#### 15056-001

12V, 3/8" mounting hardware with 6' cable

#### 15063-001

24V, 3/8" mounting hardware with 6' cable

#### 15056-002

12V, 5/16" upper & 3/8" lower mounting hardware with 6' cable

#### 15063-002

24V, 5/16" upper & 3/8" lower mounting hardware with 6' cable

### 101 XDS (Short) Actuator

2-1/4" Stroke (5.715 cm)

The 101XDS Actuator is used with OEM specific kits & limited space applications; it is the shortest actuator we manufacture. 2-1/4" stroke. Overall length tip to tip = 10-7/8"

#### 15057-001

12V, 5/16" mounting hardware with 6' cable

#### 15058-001

12V, 3/8" mounting hardware with 6' cable

Replacement Actuators are packaged with Deutsch connectors and all stainless steel mounting hardware. The entire Actuator is fully submersible, maintenance-free and sealed for life with a 5 year warranty.



### 102 Actuator

4-1/4" Stroke (10.795 cm)

The 102 Actuator is used with Trolling Tab systems sold prior to 2000 and OEM applications. 4-1/4" stroke. Overall length tip to tip = 14"

#### 15059-001

12V, 5/16" mounting hardware with 6' cable

#### 15066-001

24V, 5/16" mounting hardware with 6' cable



### 102 HD/XD Actuator

4-1/4" Stroke (10.795 cm)

The 102 HD Actuator is used with Trolling Tab systems sold after 2000 and OEM applications. 4-1/4" stroke. Overall length tip to tip = 13"

#### 15060-001 (102 HD)

12V, 5/16" mounting hardware with 6' cable (Shown above)

#### 15131-001 (102 HD)

24V, 5/16" mounting hardware with 6' cable

### 102 XD Actuator

4-1/4" Stroke (10.795 cm)

#### 15067-001 (102 XD)

Similar to 15060-001 24V, 5/16" mounting hardware with 6' cable & an overall length tip to tip of 13-1/4". (Not shown)

## Electric Hatch Lifts 12 & 24 Volt Models

12V and 24V with 2' (61 cm) leads and deutsch connectors. In-line motor design delivers 500 lbs. of force. Includes high impact, corrosion proof mounting brackets and stainless steel pull pins.





## Hatch Lift Features

- Clear anodized aluminum tubing
- Sizes 4" (10.1 cm) through 30" (76.2) stroke and available in 12V & 24V
- Complete with 2' (61 cm) lead and Deutsch plug (see actuator extension harnesses on page 42)
- Clutchless ball screw design will not drift, never binds and runs in sync on dual lift applications
- In-line motor design delivers 500 lbs. (226.79 Kg) of force
- Water-resistant and made entirely of non-corrosive materials
- Ball screw spins freely when hatch is fully opened or closed eliminating limit switches and burned out motors
- High impact, corrosion proof mounting brackets with stainless steel pull pins
- Powdered metal gears for strength and precision
- Stainless steel ram locks in any position
- CE-certified, ignition protected and ABYC compliant



**ATTENTION** 20A circuit breaker & 20A rated switch required.


## Optional Hatch lift accessories available



### Stainless Steel Non-locking Slide Bracket

For hatch lifts. In case of power failure, this bracket allows you to pull the hatch open a minimum of 5" (12.7 cm) in order to remove bolt for access.

70381-001



### Stainless Steel Pull Pin

Clamshell packaged  
60101-001D



### Hatch Lift Rocker Switch (Single)

**12 & 24 Volt | Single Hatch Lift Application**

Rocker Switch for hatch lifts with two 30" non-terminated power leads. This switch is CE certified and ABYC compliant. It is also 20A rated and clam shell packaged.

15096-001



### Hatch Lift Rocker Switch (Dual)

**12 & 24 Volt | Dual Hatch Lift Application**

Rocker Switch for hatch lifts with two 30" non-terminated power leads. This switch is CE certified and ABYC compliant. It is also 20A rated and clam shell packaged.

15098-001

## Lenco Electric Hatch Lifts

L.O.A. = Length overall, measuring from top bracket to bottom bracket

### 12 Volt Models

Part #	Superseded Part #	Approximate L.O.A. Retracted	Approximate Stroke	Approximate L.O.A. Extended
20760-001	HL-400	15" (38.1 cm)	4" (10.1 cm)	19" (48.3 cm)
20762-001	HL-600	20" (50.8 cm)	6" (15.2 cm)	26" (66.0 cm)
20764-001	HL-800S	20" (50.8 cm)	8" (20.3 cm)	28" (71.1 cm)
20766-001	HL-800	24" (60.9 cm)	8" (20.3 cm)	32" (81.2 cm)
20768-001	HL-1200S	24" (60.9 cm)	12" (30.5 cm)	36" (91.4 cm)
20770-001	HL-1200	29" (73.7 cm)	12" (30.5 cm)	41" (104 cm)
20774-001	HL-1600S	29" (73.7 cm)	16" (40.6 cm)	45" (114 cm)
20776-001	HL-1600	33" (83.8 cm)	16" (40.6 cm)	49" (124 cm)
20778-001	HL-2000S	33" (83.8 cm)	20" (50.8 cm)	53" (134 cm)
20780-001	HL-2000	37" (93.9 cm)	20" (50.8 cm)	57" (144 cm)
20782-001	HL-2400S	37" (93.9 cm)	24" (60.9 cm)	61" (154 cm)
20784-001	HL-2400	41" (104 cm)	24" (60.9 cm)	65" (165 cm)
20786-001	HL-2600	47" (119 cm)	26" (66.0 cm)	73" (185 cm)
20788-001	HL-3000	47" (119 cm)	30" (76.2 cm)	77" (195 cm)

### 24 Volt Models

20761-001	HL-400/24V	15" (38.1 cm)	4" (10.1 cm)	19" (48.3 cm)
20763-001	HL-600/24V	20" (50.8 cm)	6" (15.2 cm)	26" (66.0 cm)
20765-001	HL-800S/24V	20" (50.8 cm)	8" (20.3 cm)	28" (71.1 cm)
20767-001	HL-800/24V	24" (60.9 cm)	8" (20.3 cm)	32" (81.2 cm)
20769-001	HL-1200S/24V	24" (60.9 cm)	12" (30.5 cm)	36" (91.4 cm)
20771-001	HL-1200/24V	29" (73.7 cm)	12" (30.5 cm)	41" (104 cm)
20775-001	HL-1600S/24V	29" (73.7 cm)	16" (40.6 cm)	45" (114 cm)
20777-001	HL-1600/24V	33" (83.8 cm)	16" (40.6 cm)	49" (124 cm)
20779-001	HL-2000S/24V	33" (83.8 cm)	20" (50.8 cm)	53" (134 cm)
20781-001	HL-2000/24V	37" (93.9 cm)	20" (50.8 cm)	57" (144 cm)
20783-001	HL-2400S/24V	37" (93.9 cm)	24" (60.9 cm)	61" (154 cm)
20785-001	HL-2400/24V	41" (104 cm)	24" (60.9 cm)	65" (165 cm)
20787-001	HL-2600/24V	47" (119 cm)	26" (66.0 cm)	73" (185 cm)
20789-001	HL-3000/24V	47" (119 cm)	30" (76.2 cm)	77" (195 cm)

# BENNETT HYDRAULIC-TO-LENCO ELECTRIC

## CONVERSION & PERFORMANCE UPGRADE KIT


No more replacing unreliable hydraulic pump units



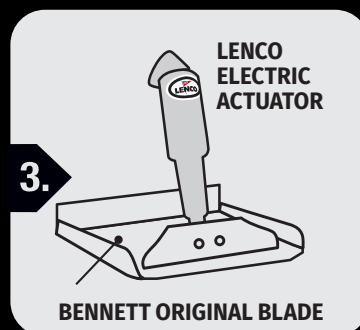
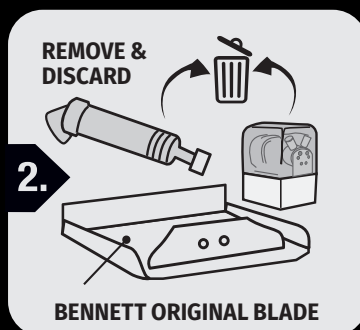
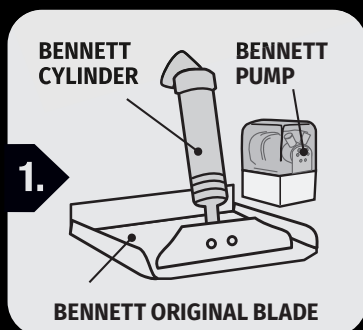
- ▶ Upgrade to our instant response electric actuators
- ▶ Improved boat performance
- ▶ Eliminate messy hydraulic pump unit
- ▶ Use your existing Bennett trim blades
- ▶ No new holes to drill
- ▶ Retrofits other hydraulic systems with minor modifications



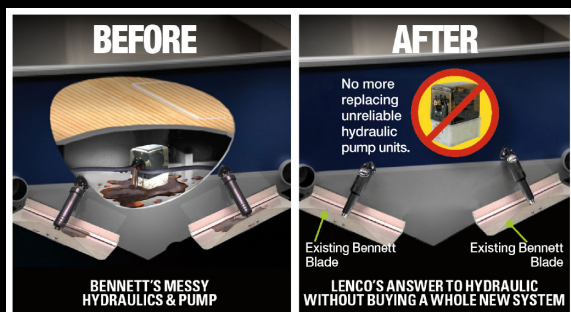
Use existing Bennett trim blades and hinges



Now you don't have to buy a new boat or an entire new set of trim tabs to get all the advantages of the latest in trim tab technology. Lenco's high-performance instant response actuators are now available to retro fit any boat equipped with the standard length Bennett hydraulic cylinders.



This simple Conversion & Performance Upgrade Kit includes everything necessary to upgrade your current boat without any drilling or filling of holes. You simply discard the hydraulic pump unit and the two Bennett cylinders. Lenco's new upper mounting brackets fit the existing Bennett mounting holes on the transom. Install the two Lenco electric actuators on your existing Bennett trim blades using the existing lower actuator brackets. Connect our actuator wiring to the existing harness. Jumper wires are included for attaching to current Bennett rocker switch or you may also complement your upgrade kit by adding any Lenco switch kit including the Auto Glide system.



Part #	Description
15064-001	12 Volt Aftermarket (BRK) Conversion Kit
15065-001	24 Volt Aftermarket (BRK) Conversion Kit



INSTANT  
RESPONSE



FUEL  
EFFICIENT



100%  
ELECTRIC



ECO  
FRIENDLY




AUTO GLIDE  
COMPATIBLE



### Limited Space Replacement Blades

11 gauge 304 stainless steel blades  
Sold individually

Part #	Blade Series	Blade Finish	L" x W"
50480-001	Limited Space	Standard	4 x 12
50480-021	Limited Space	Electro-Polished	4 x 12



### Most Common Replacement Blades

12 gauge 304 stainless steel blades  
Sold individually

Part #	Blade Series	Blade Finish	L" x W"
20141-001	Standard	Standard	9 x 12
20149-001	Standard	Standard	12 x 12
20150-001	Standard	Standard	12 x 18
20160-001	Edge Mount	Standard	12 x 12

## Replacement Blades stainless steel blades - Sold individually

Part #	Blade Series	L" x W"	Gauge	Blade Finish	Part #	Blade Series	L" x W"	Gauge	Blade Finish
20797-001	Limited Space XDS	4 x 12	12	Standard	20642-001	Heavy Duty Performance	12 x 12 (port)	12	Electro-Polish
20797-021	Limited Space XDS	4 x 12	12	Electro-Polish	20642-002	Heavy Duty Performance	12 x 12 (starboard)	12	Electro-Polish
20974-001	Limited Space 101	4 x 12	12	Standard	20743-001	Heavy Duty Performance	14 x 12 (port)	12	Electro-Polish
20974-021	Limited Space 101	4 x 12	12	Electro-Polish	20743-002	Heavy Duty Performance	14 x 12 (starboard)	12	Electro-Polish
50480-001	Limited Space	4 x 12	11	Standard	20646-001	Heavy Duty Performance	16 x 12 (port)	12	Electro-Polish
50480-021	Limited Space	4 x 12	11	Electro-Polish	20646-002	Heavy Duty Performance	16 x 12 (starboard)	12	Electro-Polish
20140-001	Standard Series	9 x 9	12	Standard	20644-001	Heavy Duty Performance	18 x 14 (port)	12	Electro-Polish
20141-001	Standard Series	9 x 12	12	Standard	20644-002	Heavy Duty Performance	18 x 14 (starboard)	12	Electro-Polish
20141-021	Standard Series	9 x 12	12	Electro-Polish	20168-001	Super Strong (2016 & Prior)	12 x 18	7	Standard
20142-001	Standard Series	9 x 18	12	Standard	20169-001	Super Strong (2016 & Prior)	12 x 24	7	Standard
20143-001	Standard Series	9 x 24	12	Standard	20170-001	Super Strong (2016 & Prior)	12 x 30	7	Standard
20144-001	Standard Series	9 x 30	12	Standard	20171-001	Super Strong (2016 & Prior)	12 x 36	7	Standard
20145-001	Standard Series	9 x 36	12	Standard	20172-001	Super Strong (2016 & Prior)	16 x 24	7	Standard
20146-001	Standard Series	9 x 40	12	Standard	20173-001	Super Strong (2016 & Prior)	16 x 30	7	Standard
20149-001	Standard Series	12 x 12	12	Standard	20174-001	Super Strong (2016 & Prior)	16 x 36	7	Standard
20149-021	Standard Series	12 x 12	12	Electro-Polish	20175-001	Super Strong (2016 & Prior)	16 x 42	7	Standard
20150-001	Standard Series	12 x 18	12	Standard	21393-001	Super Strong (2017 +)	12 x 18	7	Standard
20151-001	Standard Series	12 x 24	12	Standard	21402-001	Super Strong (2017 +)	12 x 24	7	Standard
20152-001	Standard Series	12 x 30	12	Standard	21452-001	Super Strong (2017 +)	12 x 30	7	Standard
20153-001	Standard Series	12 x 36	12	Standard	21453-001	Super Strong (2017 +)	12 x 36	7	Standard
20154-001	Standard Series	12 x 40	12	Standard	21404-001	Super Strong (2017 +)	16 x 24	7	Standard
20157-001	Edge Mount	9 x 9	12	Standard	21403-001	Super Strong (2017 +)	16 x 30	7	Standard
20158-001	Edge Mount	9 x 12	12	Standard	21405-001	Super Strong (2017 +)	16 x 36	7	Standard
20159-001	Edge Mount	12 x 9	12	Standard	21394-001	Super Strong (2017 +)	16 x 42	7	Standard
20159-021	Edge Mount	12 x 9	12	Electro-Polish	20380-001	High Performance	14 x 12 (port)	7	Electro-Polish
20160-001	Edge Mount	12 x 12	12	Standard	20380-002	High Performance	14 x 12 (starboard)	7	Electro-Polish
20160-021	Edge Mount	12 x 12	12	Electro-Polish	20374-001	High Performance	18 x 12 (port)	7	Electro-Polish
20161-001	Edge Mount	12 x 18	12	Standard	20374-002	High Performance	18 x 12 (starboard)	7	Electro-Polish
20072-001	Standard Performance	9 x 9	12	Electro-Polish	20376-001	High Performance	21 x 14 (port)	7	Electro-Polish
20075-001	Standard Performance	9 x 12	12	Electro-Polish	20376-002	High Performance	21 x 14 (starboard)	7	Electro-Polish
20078-001	Standard Performance	12 x 9	12	Electro-Polish	20378-001	High Performance	25 x 14 (port)	7	Electro-Polish
20081-001	Standard Performance	12 x 12	12	Electro-Polish	20378-002	High Performance	25 x 14 (starboard)	7	Electro-Polish
20084-001	Standard Performance	14 x 12	12	Electro-Polish	20725-001	High Performance	29 x 14 (port)	7	Electro-Polish
20087-001	Standard Performance	16 x 12 (port)	12	Electro-Polish	20725-002	High Performance	29 x 14 (starboard)	7	Electro-Polish
20087-002	Standard Performance	16 x 12 (starboard)	12	Electro-Polish	20129-001	Extreme Duty Perform.	17 x 12 (port)	10	Electro-Polish
20093-001	Standard Performance	18 x 14 (port)	12	Electro-Polish	20129-002	Extreme Duty Perform.	17 x 12 (starboard)	10	Electro-Polish
20093-002	Standard Performance	18 x 14 (starboard)	12	Electro-Polish	20330-001	Extreme Duty Perform.	19 x 14 (port)	10	Electro-Polish
20759-001	Airboat	9 x 12	12	Standard	20330-002	Extreme Duty Perform.	19 x 14 (starboard)	10	Electro-Polish
20845-001	Airboat	9 x 14	12	Standard	20623-001	Extreme Duty Perform.	24 x 14 (port)	10	Electro-Polish
					20623-002	Extreme Duty Perform.	24 x 14 (starboard)	10	Electro-Polish





### Universal Actuator Mounting Bracket Replacement Kit (for 1 Actuator)

Includes all stainless steel hardware and Delrin pin. Clamshell packaged.  
15099-001

Part #	Description
15085-001	Upper Mounting Bracket w/ Gland Seal
50015-001	Upper Mounting Bracket w/ Gland Seal
50014-001	Lower Mounting Bracket



### Hinge & Upper Bracket Mounting Screws

44 replacement screws - Clam shell packaged  
10030-001D



### Standard Actuator Hardware Kit

Used in conjunction with Lenco 101 & 102 Standard Actuators. Includes all stainless steel hardware and Delrin pins. Clamshell packaged.  
10250-401D




### Remote Gland Seal Kit

Used as an alternative method by routing the actuator wires through the transom above or below the waterline. Contents: (2) mounts, (2) gland seals and (6) mounting screws. Clam shell packaged.  
15084-001



### 120 Lower Mounting Bracket Kit For XD and XDS Actuators

Used in conjunction with new XD and XDS Actuator applications. Includes all stainless steel hardware. Clamshell packaged.  
15140-001




### Upper Mounting Bracket With Gland Seal

Crastin (3 screw holes, 1 wire hole) 2008 through Current - New Style. Clam shell packaged  
15085-001



### Standard Upper Mounting Bracket With Gland Seal

Crastin (3 screw holes, 1 wire hole) Previous through 2007 - Old Style. Clam shell packaged  
50015-001D



### 7 Degree Mounting Shim

For Upper & Lower Mounting Bracket - Crastin  
Clam shell packaged - Only compatible with  
50014-001D and 50015-001D  
50015-002D



### Standard Lower Mounting Bracket

Crastin (3 screw holes) Clam shell packaged  
50014-001D



### Compact Upper Bracket

Crastin (2 screw holes, 1 wire hole)  
To be used in applications with limited space - Clam shell packaged  
50225-001D




### 3 3/4" (9.5 cm) Sacrificial Anode

Zinc Sacrificial Anode w/mounting screw.  
Pack of 2. Clamshell packaged.  
15093-001


### 1 7/8" (4.8 cm) Sacrificial Anode

Zinc Sacrificial Anode w/mounting screw.  
Pack of 2. Clamshell packaged.  
15092-001



### Deutsch Plug Kit (Pack of 5)

Actuator and Actuator Extension Harness Deutsch Plug Kit. Includes 5 plugs and 5 wedges. Clam shell packaged.  
15107-001



### Deutsch Receptacle Kit (Pack of 5)

Actuator Extension Harness Deutsch Receptacle Kit. Includes 5 receptacles and 5 wedges. Clam shell packaged.  
15107-002



### Deutsch Plug Electrical Repair Kit

Includes 16 pieces total (plugs, receptacles and wedges) **Pins not included.**  
Clam shell packaged.  
15086-001

## Replacement Hardware for your Lenco Actuator



### Universal Actuator Replacement Hardware Kit

Contents will replace all hardware on any (1) Lenco electric actuator. Clam shell packaged.  
10250-410D



Retail Clamshell

#### FOR USE WITH THESE ACTUATORS:

15054-001	15057-001	15061-001	15066-001	15129-001
15055-001	15058-001	15062-001	15067-001	15130-001
15056-001	15059-001	15063-001	15120-001	15131-001
15056-002	15060-001	15063-002	15122-001	15132-001



### Actuator Extension Harnesses Deutsch Connected & ABYC Compliant

Sold individually - one required per actuator.

Part #	Description
30133-001D	7' (2.3 m) 16-AWG / Clamshell Packaged
30133-002D	14' (4.3 m) 16-AWG / Clamshell Packaged
30133-103D	20' (6.1 m) 14-AWG / Clamshell Packaged
30142-201	26' (7.9 m) 12-AWG / Poly Bagged
30142-202	32' (9.8 m) 12-AWG / Poly Bagged
30142-104	45' (13.7m) 10-AWG / Poly Bagged

**Replacement Hatch Lift Pull Pin**

Used in conjunction w/ all Lenco 12 & 24 Volt Hatch Lifts. Clamshell packaged.  
60101-001D

**Delrin Mounting Pin (2 pack)**

For 101 & 102 Actuators (1.5") Pack of 2  
15087-001

**Delrin Mounting Pin (10 pack)**

For 101 & 102 Actuators (1.5")  
Dealer pack of 10  
15087-002

**36" Power Pigtail**

36" Pigtail for 124SSR, 123SC & 122 (14-AWG wires w/ DTP Plug) Clam Shell Packaged.  
30140-001D

**72" Power Pigtail**

72" Pigtail for 124SSR, 123SC & 122 (10-AWG Wires w/ DTP Plug) Clam Shell Packaged.  
30140-202D

**72" Power Pigtail**

Pigtail for 123DRSCCB Dual Ram Control Box (10-AWG Wires w/ DTHD Plug) Box Packaged.  
10249-001

**Replacement Flybridge Second Station Key Pad Extension Harnesses**

For extending the distance between the Key Pad and the control box when the measurement exceeds 34" (86.4 cm)

Part #	Description
30097-001	10' Key Pad Extension Harness - Overmolded Connector
30097-002	20' Key Pad Extension Harness - Overmolded Connector
30097-003	30' Key Pad Extension Harness - Overmolded Connector
30097-004	40' Key Pad Extension Harness - Overmolded Connector
30097-005	50' Key Pad Extension Harness - Overmolded Connector

**Replacement Y Connector Harness Only**

Used in conjunction with our Flybridge LED Indicator Kits. Clamshell packaged.  
30209-001D

**HD Heavy-Duty Actuator NEW**

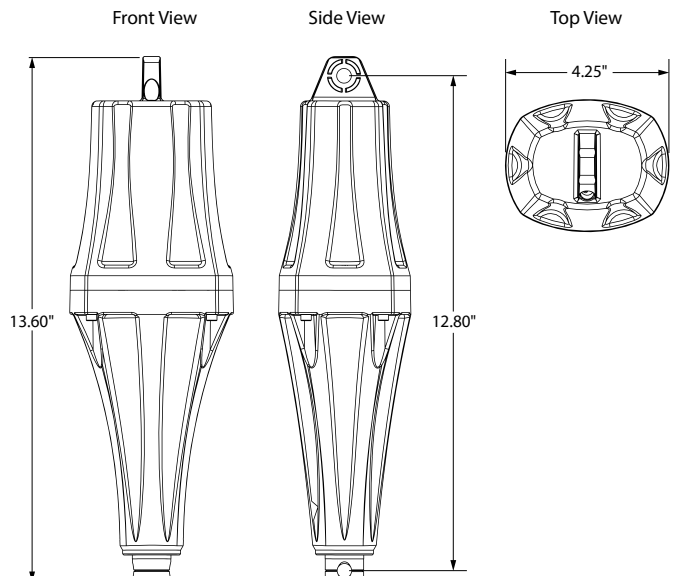
The Lenco HD Heavy-Duty Actuator is designed to push twice the weight as its 101 and 102 actuator predecessors. It is intended to be used in conjunction with multiple Lenco trim tab systems. Boat lengths up to 80'.



15158-001

**Features include**

- 1000 lbs push
- Highly durable Polyphthalamide housing
- Larger high torque motor
- Dual gear train parallel configuration
- 3/8" upper and lower mounting capability
- About a 1/2 inch longer than 102 XD
- 14 AWG gauge wire with Deutsch connectors
- Compatible with present switches



Part #	Description
15158-001	Kit, HD Actuator, 2-1/4" stroke, 6' cable, 12V
15160-001	Kit, HD Actuator, 4-1/4" stroke, 6' cable, 12V

## Notes



Part #	Page	Part #	Page	Part #	Page	Part #	Page	Part #	Page
10030-001D	42	15001-101	10	15032-101	18	15061-001	37	15108-103	12
10221-211D	32	15002-101	10	15033-101	18	15062-001	37	15109-103	12
10222-211D	32	15003-101	10	15034-101	14	15063-001	37	15110-103	12
10249-001	27, 43	15004-101	10	15035-101	14	15063-002	37	15112-101	13
10250-401D	42	15005-101	10	15036-101	14	15064-001	40	15113-101	10
10250-410D	42	15007-101	10	15037-101	14	15065-001	40	15114-101	10
11103-001	27	15008-101	10	15038-101	14	15066-001	37	15115-101	11
11201-001	27	15009-101	10	15039-101	14	15067-001	37	15116-101	11
11202-001	27	15010-101	10	15040-101	14	15068-101	17	15125-101	13
11202-002	27	15011-101	10	15041-101	14	15084-001	42	15126-101	13
11202-003	27	15013-101	11	15042-101	14	15085-001	42	15131-001	37
11202-004	27	15014-101	11	15043-101	14	15086-001	42	15140-001	42
11202-005	27	15015-101	11	15044-101	14	15087-001	43	15145-101	17
11841-001	34	15016-101	11	15045-101	15	15087-002	43	15146-101	17
11841-002	34	15017-101	11	15046-101	15	15088-101	13	15147-101	17
11841-003	34	15018-101	18	15047-101	15	15092-001	42	15148-101	17
11841-004	34	15019-101	18	15048-101	16	15093-001	42	15149-101	17
11841-005	34	15020-101	18	15049-101	16	15095-001	13, 32	15150-101	17
11841-101	34	15021-101	18	15050-101	17	15096-001	33, 39	15158-001	43
11841-102	34	15022-101	18	15051-101	17	15098-001	33, 39	15160-001	43
11841-103	34	15023-101	18	15052-101	13	15099-001	42	15162-103	19
11841-104	34	15024-101	18	15054-001	37	15101-104	12	15163-103	19
11841-105	34	15025-101	18	15055-001	37	15102-104	12	15164-103	19
11941-001	34	15026-101	18	15056-001	37	15103-104	12	15165-103	19
11941-002	34	15027-101	18	15056-002	37	15104-102	12	15169-001	30
11941-003	34	15028-101	18	15057-001	37	15105-102	12	15170-001	30
11941-004	34	15029-101	18	15058-001	37	15106-102	12	15171-001	30
11941-005	34	15030-101	18	15059-001	37	15107-001	42	15270-001	31
15000-101	10	15031-101	18	15060-001	37	15107-002	42	15271-001	31

Part #	Page	Part #	Page	Part #	Page	Part #	Page	Part #	Page
15500-101	26	20153-001	41	20642-001	41	20780-001	39	30133-002D	42
15501-101	26	20154-001	41	20642-002	41	20781-001	39	30133-103D	42
15503-101	27	20157-001	41	20644-001	41	20782-001	39	30140-001D	27, 43
15504-101	26	20158-001	41	20644-002	41	20783-001	39	30140-001D	27
15505-101	26	20159-001	41	20646-001	41	20784-001	39	30140-001D	30
20072-001	41	20159-021	41	20646-002	41	20785-001	39	30140-001D	30
20075-001	41	20160-001	41	20725-001	41	20786-001	39	30140-001D	31
20078-001	41	20160-021	41	20725-002	41	20787-001	39	30140-001D	32
20081-001	41	20161-001	41	20743-001	41	20788-001	39	30140-001D	43
20084-001	41	20168-001	41	20743-002	41	20789-001	39	30140-202D	27, 43
20087-001	41	20169-001	41	20759-001	41	20797-001	41	30142-104	42
20087-002	41	20170-001	41	20760-001	39	20797-021	41	30142-201	42
20093-001	41	20171-001	41	20761-001	39	20845-001	41	30142-202	42
20093-002	41	20172-001	41	20762-001	39	20974-001	41	30209-001	34
20129-001	41	20173-001	41	20763-001	39	20974-021	41	30209-001D	43
20129-002	41	20174-001	41	20764-001	39	21393-001	41	30246-001D	27
20140-001	41	20175-001	41	20765-001	39	21394-001	41	30247-001	26
20141-001	41	20330-001	41	20766-001	39	21402-001	41	30248-001	26
20141-021	41	20330-002	41	20767-001	39	21403-001	41	30252-001D	27
20142-001	41	20374-001	41	20768-001	39	21404-001	41	30254-001D	26
20143-001	41	20374-002	41	20769-001	39	21405-001	41	30254-002D	27
20144-001	41	20376-001	41	20770-001	39	21452-001	41	30255-001	26
20145-001	41	20376-002	41	20771-001	39	21453-001	41	30256-001	26
20146-001	41	20378-001	41	20774-001	39	30097-001	43	30257-001D	27
20149-001	41	20378-002	41	20775-001	39	30097-002	43	30258-001D	27
20149-021	41	20380-001	41	20776-001	39	30097-003	43	30259-001D	26, 27
20150-001	41	20380-002	41	20777-001	39	30097-004	43	30260-001D	27
20151-001	41	20623-001	41	20778-001	39	30097-005	43	30260-002D	27
20152-001	41	20623-002	41	20779-001	39	30133-001D	42	30260-003	27

Part #	Page	Part #	Page
30260-004	27	70567-001	27
30260-005	27	70568-001	27
30260-006	27		
30262-001D	26, 27		
30266-001	26		
30266-001	27		
30267-001D	26, 27		
30268-001D	26, 27		
30268-002D	26, 27		
30269-001D	27		
30269-002D	27		
30269-003D	27		
30277-001D	27		
30281-001D	26, 27		
30325-001	34		
30326-001	34		
30340-001	31		
30342-001	31		
30343-001	31		
50014-001	42		
50014-001D	42		
50015-001	42		
50015-001D	42		
50015-002D	42		
50225-001D	42		
50480-001	41		
50480-021	41		
60101-001D	39, 43		
70381-001	39		



**Lenco Marine**

4700 SE Municipal Court  
Stuart, Florida 34997  
p 772.288.2662  
f 772.288.2566

[www.lencomarine.com](http://www.lencomarine.com)  
[info@lencomarine.com](mailto:info@lencomarine.com)

©2022 Lenco Marine  
All rights reserved

Unauthorized copying or  
reproduction is a violation  
of applicable laws.

